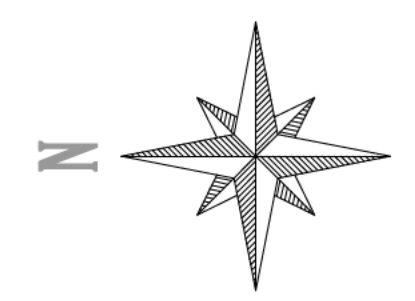




DATE CREATED: 3/25/2010

DATE REVISED: 3/25/2010

DRAWN BY: [REDACTED]



SCALE: NTS

COMPANY:  
SOVERNIT

SYSTEM:

PROJECT NUMBER:


DESCRIPTION:  
System Map


MAP:

**KEY**

1 OF 1

# BTOP VTA Application Round 2 Service Areas






9 Pages

Withheld in their entirety  
pursuant to FOIA Exemption 4  
(5 U.S.C. § 552 (b)(4))

## General Budget Overview

Budget	Federal Funding Request	Matching Funds (Cash)	Matching Funds (In-Kind)	Budget TOTAL	Last Mile Allocation	Middle Mile Allocation	Allocated TOTAL
--------	-------------------------	-----------------------	--------------------------	--------------	----------------------	------------------------	-----------------




<b>TOTAL BROADBAND SYSTEM:</b>	<b>\$33,393,402</b>	<b>\$14,779,458</b>	<b>\$58,125</b>	<b>\$48,230,985</b>	<b>\$0</b>	<b>\$48,230,985</b>	<b>\$48,230,985</b>
<b>Cost Share Percentage:</b>	69.24%	30.64%	0.12%				


**DETAIL OF PROJECT COSTS**

PLEASE COMPLETE THE TABLE BELOW FOR THE DIFFERENT CATEGORIES OF EQUIPMENT THAT WILL BE REQUIRED FOR COMPLETING THE PROJECT. EACH CATEGORY SHOULD BE BROKEN DOWN TO THE APPROPRIATE LEVEL FOR IDENTIFYING UNIT COST


	Match (Cash/In kind)	Cash Match Percentage	Unit Cost	No. of Units	Total Cost	Cash Match Amount	Last Mile Allocation	Middle Mile Allocation	Allocated Total	SF 424C Budget Category	Support of Reasonableness	General Budget Overview Total	Check:
NETWORK & ACCESS EQUIPMENT					\$7,406,996	\$0	\$0	\$7,406,996	\$7,406,996			\$0	\$7,406,996 Cash Match




OUTSIDE PLANT					\$30,720,083	\$0	\$0	\$30,720,083	\$30,720,083			\$0	
---------------	--	--	--	--	--------------	-----	-----	--------------	--------------	--	--	-----	--



	Match (Cash/In kind)	Cash Match Percentage	Unit Cost	No. of Units	Total Cost	\$0	Last Mile Allocation	Middle Mile Allocation	Allocated Total	SF 424C Budget Category	Support of Reasonableness	\$0	\$1,151,500
BUILDINGS					\$1,151,500	\$0	\$0	\$1,151,500	\$1,151,500			\$0	\$1,151,500



CUSTOMER PREMISE EQUIPMENT					\$0	\$0	\$0	\$0	\$0				
----------------------------	--	--	--	--	-----	-----	-----	-----	-----	--	--	--	--



BILLING SUPPORT AND OPERATIONS SUPPORT SYSTEMS					\$250,000	\$0	\$0	\$250,000	\$250,000				
Billing Support Systems					\$0	\$0			\$0				







## **BTOP Comprehensive Community Infrastructure Community Anchor Institution and Network Points of Interest Detail Template**

Please complete the Anchor Institution Details worksheet by providing information on Community Anchor Institutions that will be directly connected by the proposed network as necessary. All Community Anchor Institutions should be given a type from the specification. A Community Anchor Institution is considered a minority-serving institution if it is a post-secondary educational institution with enrollment of minority students exceeding 50% of its total enrollment. The "Project Role" column only requires a word or two, or a short phrase, not a detailed explanation of the role of project partners and community anchor institutions provided in the essay portions of the application.

Please complete the Points of Interest worksheet by providing information on all points of interest (passive, non-environmentally controlled points of interconnection, cell tower points, may be excluded), collocation facilities, central offices, head ends, and other central office facilities, network access points to last mile service providers, Internet peering points, etc. For each point of interest you may provide either a street address or geocoordinates (lat/long). You must provide detail on what the point of interest is, whether it is already existing or will be created by the proposed project. Where more than one facility type applies, select the most appropriate facility type. For example, if a central office houses a point of interconnection, select central office as the facility type, or if a cell site is located on a tower, select tower as the facility type. The "Interconnection Available at the Facility" field should be Yes if interconnection to the proposed network is available at that location, otherwise No. The brief description field is optional and can be used to convey a better understanding of what the facility is. You may use the space at the bottom of the table to provide additional notes, if desired.

**The data provided via this template will be subject to automated processing. Applicants are therefore required to provide this upload as an Excel file, and not to convert it to a PDF or other format for upload. Additionally, applicants should not modify the format of this file.**

all  
ork. Add rows  
cified list. A  
dary  
ment. The  
xplanation. A  
is should be

its of  
e.g. splice  
entralized  
, and towers.  
or both. You  
ould be  
ie larger  
central office  
e. The  
roposed  
onal, but may  
ce provided at


**cants are**  
**PDF prior to**

**BTOP CCI Community Anchor Institutions Detail Template**

Title: **Vermont Fiber Link (VFL)**

Easy Grants ID: **4245**

Facility Name	Organization	Address Line 1	City	State	Zip	Facility Type	Minority Serving Institution Type	Project Role
---------------	--------------	----------------	------	-------	-----	---------------	-----------------------------------	--------------



6 Pages


Withheld in their entirety  
pursuant to FOIA Exemption 4  
(5 U.S.C. § 552 (b)(4))

**BTOP CCI Network Points of Interest Detail Template**

Title: **Vermont Fiber Link (VFL)**

Easy Grants ID: **4245**

Facility Type	Address Line 1	City	State	Zip	Longitude	Latitude	Interconnection Available at this Location	Status in Proposed Network
---------------	----------------	------	-------	-----	-----------	----------	--	----------------------------



2 Pages

Withheld in their entirety  
pursuant to FOIA Exemption 4  
(5 U.S.C. § 552 (b)(4))

## PROJECT PLAN

---

- Use the following table to list the major network build-out phases and milestones that can demonstrate that your entire project will be substantially complete by the end of Year 2 and fully complete by the end of Year 3. This is to be done at the aggregate level (combining all proposed funded service areas.)
- Indicated how the milestones listed below will demonstrate these completion objectives. The applicant should consider such project areas as: a) network design; b) securing all relevant licenses and agreements; c) site preparation; d) inside plant deployment; e) outside plan deployment; f) deployment of business & operational support systems; g) network testing; f) network operational. The applicant may provide any other milestones that it believes showcase progress.
- Project inception (Year 0) starts at the date when the applicant receives notice that the project has been approved for funding.
- In the table, provide any information (e.g., facts, analysis) to: a) demonstrate the reasonableness of these milestones; b) substantiate the ability to reach the milestones by the quarters indicated.

Time Period	Quarter	Milestones	Support for Reasonableness/Data Points
Year 0	-		
Year 1	Qtr. 1		
	Qtr. 2		

	Qtr. 3				
	Qtr. 4				
Year 2	Qtr. 1				
	Qtr. 2				
	Qtr. 3				
	Qtr. 4				
Year 3	Qtr. 1				
	Qtr. 2				
	Qtr. 3				
	Qtr. 4				



**BUILD-OUT TIMELINE**

---

Complete the following schedule for *each* Last Mile or Middle Mile Service Area to note the degree of build-out, based on: a) infrastructure funds awarded; b) entities passed (households, businesses, and community anchor institutions.). In addition, please complete a schedule that aggregates the build-out timeline across all of the Proposed Funded Service Area.

Service Area	Aggregate Proposed Funded Service Areas												
	Year 0	Year 1				Year 2				Year 3			
		Qtr 1	Qtr 2	Qtr 3	Qtr 4	Qtr 1	Qtr 2	Qtr 3	Qtr 4	Qtr 1	Qtr 2	Qtr 3	Qtr 4
Infrastructure Funds													
Infrastructure Funds Advanced (Estimate)													
Percentage of Total Funds													
Entities Passed & %													
<b>Households</b>													
Percentage of Total Households													
<b>Businesses</b>													
Percentage of Total Businesses													
<b>Community Anchor Institutions</b>													
Percentage of Total Institutions													

MM Service Area #1	Underserved												
	Year 0	Year 1				Year 2				Year 3			
		Qtr 1	Qtr 2	Qtr 3	Qtr 4	Qtr 1	Qtr 2	Qtr 3	Qtr 4	Qtr 1	Qtr 2	Qtr 3	Qtr 4
Infrastructure Funds													
Infrastructure Funds Advanced (Estimate) Percentage of Total Funds													
Entities Passed & %													
<b>Households</b>													
Percentage of Total Households													
<b>Businesses</b>													
Percentage of Total Businesses													
<b>Community Anchor Institutions</b>													
Percentage of Total Institutions													

MM Service Area #2	Served												
	Year 0	Year 1				Year 2				Year 3			
		Qtr 1	Qtr 2	Qtr 3	Qtr 4	Qtr 1	Qtr 2	Qtr 3	Qtr 4	Qtr 1	Qtr 2	Qtr 3	Qtr 4
Infrastructure Funds													
Infrastructure Funds Advanced (Estimate)													
Percentage of Total Funds													
Entities Passed & %													
<b>Households</b>													
Percentage of Total Households													
<b>Businesses</b>													
Percentage of Total Businesses													
<b>Community Anchor Institutions</b>													
Percentage of Total Institutions													

MM Service Area #3	Underserved												
	Year 0	Year 1				Year 2				Year 3			
		Qtr 1	Qtr 2	Qtr 3	Qtr 4	Qtr 1	Qtr 2	Qtr 3	Qtr 4	Qtr 1	Qtr 2	Qtr 3	Qtr 4
Infrastructure Funds													
Infrastructure Funds Advanced (Estimate)													
Percentage of Total Funds													
Entities Passed & %													
<b>Households</b>													
Percentage of Total Households													
<b>Businesses</b>													
Percentage of Total Businesses													
<b>Community Anchor Institutions</b>													
Percentage of Total Institutions													

MM Service Area #4	Underserved														
	Year 0	Year 1				Year 2				Year 3					
		Qtr 1	Qtr 2	Qtr 3	Qtr 4	Qtr 1	Qtr 2	Qtr 3	Qtr 4	Qtr 1	Qtr 2	Qtr 3	Qtr 4		
Infrastructure Funds															
Infrastructure Funds Advanced (Estimate)															
Percentage of Total Funds															
Entities Passed & %															
<b>Households</b>															
Percentage of Total Households															
<b>Businesses</b>															
Percentage of Total Businesses															
<b>Community Anchor Institutions</b>															
Percentage of Total Institutions															

MM Service Area #5	Served												
	Year 0	Year 1				Year 2				Year 3			
		Qtr 1	Qtr 2	Qtr 3	Qtr 4	Qtr 1	Qtr 2	Qtr 3	Qtr 4	Qtr 1	Qtr 2	Qtr 3	Qtr 4
Infrastructure Funds													
Infrastructure Funds Advanced (Estimate)													
Percentage of Total Funds													
Entities Passed & %													
<b>Households</b>													
Percentage of Total Households													
<b>Businesses</b>													
Percentage of Total Businesses													
<b>Community Anchor Institutions</b>													
Percentage of Total Institutions													

MM Service Area #6	Served												
	Year 0	Year 1				Year 2				Year 3			
		Qtr 1	Qtr 2	Qtr 3	Qtr 4	Qtr 1	Qtr 2	Qtr 3	Qtr 4	Qtr 1	Qtr 2	Qtr 3	Qtr 4
Infrastructure Funds													
Infrastructure Funds Advanced (Estimate)													
Percentage of Total Funds													
Entities Passed & %													
<b>Households</b>													
Percentage of Total Households													
<b>Businesses</b>													
Percentage of Total Businesses													
<b>Community Anchor Institutions</b>													
Percentage of Total Institutions													

MM Service Area #7	Served												
	Year 0	Year 1				Year 2				Year 3			
		Qtr 1	Qtr 2	Qtr 3	Qtr 4	Qtr 1	Qtr 2	Qtr 3	Qtr 4	Qtr 1	Qtr 2	Qtr 3	Qtr 4
Infrastructure Funds													
Infrastructure Funds Advanced (Estimate)													
Percentage of Total Funds													
Entities Passed & %													
<b>Households</b>													
Percentage of Total Households													
<b>Businesses</b>													
Percentage of Total Businesses													
<b>Community Anchor Institutions</b>													
Percentage of Total Institutions													



MM Service Area #8	[REDACTED] Underserved														
	Year 0	Year 1				Year 2				Year 3					
		Qtr 1	Qtr 2	Qtr 3	Qtr 4	Qtr 1	Qtr 2	Qtr 3	Qtr 4	Qtr 1	Qtr 2	Qtr 3	Qtr 4		
Infrastructure Funds															
Infrastructure Funds Advanced (Estimate) Percentage of Total Funds	[REDACTED]														
Entities Passed & %															
<b>Households</b>															
Percentage of Total Households															
<b>Businesses</b>															
Percentage of Total Businesses															
<b>Community Anchor Institutions</b>															
Percentage of Total Institutions															

MM Service Area #9	L Area Served												
	Year 0	Year 1				Year 2				Year 3			
		Qtr 1	Qtr 2	Qtr 3	Qtr 4	Qtr 1	Qtr 2	Qtr 3	Qtr 4	Qtr 1	Qtr 2	Qtr 3	Qtr 4
Infrastructure Funds													
Infrastructure Funds Advanced (Estimate)													
Percentage of Total Funds													
Entities Passed & %													
<b>Households</b>													
Percentage of Total Households													
<b>Businesses</b>													
Percentage of Total Businesses													
<b>Community Anchor Institutions</b>													
Percentage of Total Institutions													

MM Service Area #10	Served												
	Year 0	Year 1				Year 2				Year 3			
		Qtr 1	Qtr 2	Qtr 3	Qtr 4	Qtr 1	Qtr 2	Qtr 3	Qtr 4	Qtr 1	Qtr 2	Qtr 3	Qtr 4
Infrastructure Funds													
Infrastructure Funds Advanced (Estimate)													
Percentage of Total Funds													
Entities Passed & %													
<b>Households</b>													
Percentage of Total Households													
<b>Businesses</b>													
Percentage of Total Businesses													
<b>Community Anchor Institutions</b>													
Percentage of Total Institutions													

MM Service Area #11	Underserved												
	Year 0	Year 1				Year 2				Year 3			
		Qtr 1	Qtr 2	Qtr 3	Qtr 4	Qtr 1	Qtr 2	Qtr 3	Qtr 4	Qtr 1	Qtr 2	Qtr 3	Qtr 4
Infrastructure Funds													
Infrastructure Funds Advanced (Estimate)													
Percentage of Total Funds													
Entities Passed & %													
<b>Households</b>													
Percentage of Total Households													
<b>Businesses</b>													
Percentage of Total Businesses													
<b>Community Anchor Institutions</b>													
Percentage of Total Institutions													

MM Service Area #12	Served												
	Year 0	Year 1				Year 2				Year 3			
		Qtr 1	Qtr 2	Qtr 3	Qtr 4	Qtr 1	Qtr 2	Qtr 3	Qtr 4	Qtr 1	Qtr 2	Qtr 3	Qtr 4
Infrastructure Funds													
Infrastructure Funds Advanced (Estimate)													
Percentage of Total Funds													
Entities Passed & %													
<b>Households</b>													
Percentage of Total Households													
<b>Businesses</b>													
Percentage of Total Businesses													
<b>Community Anchor Institutions</b>													
Percentage of Total Institutions													

MM Service Area #13	Served												
	Year 0	Year 1				Year 2				Year 3			
		Qtr 1	Qtr 2	Qtr 3	Qtr 4	Qtr 1	Qtr 2	Qtr 3	Qtr 4	Qtr 1	Qtr 2	Qtr 3	Qtr 4
Infrastructure Funds													
Infrastructure Funds Advanced (Estimate)													
Percentage of Total Funds													
Entities Passed & %													
<b>Households</b>													
Percentage of Total Households													
<b>Businesses</b>													
Percentage of Total Businesses													
<b>Community Anchor Institutions</b>													
Percentage of Total Institutions													

MM Service Area #14	█ Served												
	Year 0	Year 1				Year 2				Year 3			
		Qtr 1	Qtr 2	Qtr 3	Qtr 4	Qtr 1	Qtr 2	Qtr 3	Qtr 4	Qtr 1	Qtr 2	Qtr 3	Qtr 4
Infrastructure Funds													
Infrastructure Funds Advanced (Estimate) Percentage of Total Funds													
Entities Passed & %													
<b>Households</b>													
Percentage of Total Households													
<b>Businesses</b>													
Percentage of Total Businesses													
<b>Community Anchor Institutions</b>													
Percentage of Total Institutions													

MM Service Area #15	Underserved												
	Year 0	Year 1				Year 2				Year 3			
		Qtr 1	Qtr 2	Qtr 3	Qtr 4	Qtr 1	Qtr 2	Qtr 3	Qtr 4	Qtr 1	Qtr 2	Qtr 3	Qtr 4
Infrastructure Funds													
Infrastructure Funds Advanced (Estimate)													
Percentage of Total Funds													
Entities Passed & %													
<b>Households</b>													
Percentage of Total Households													
<b>Businesses</b>													
Percentage of Total Businesses													
<b>Community Anchor Institutions</b>													
Percentage of Total Institutions													



## Comprehensive Community Infrastructure Key Metrics Dashboard

Please refer to the CCI Grant Guidelines for instructions on completing this form.

Applicant Profile	
Applicant Name	VERMONT TELECOMMUNICATIONS AUTHORITY
Title	Vermont Fiber Link (VFL)
Easygrants ID	4245
Headquarters	Montpelier, Vt
Size (2009 Data) of Applicant Entity	<ul style="list-style-type: none"> <li>• Current Year Revenues: \$1,113,917</li> <li>• Employees: 5</li> </ul>
Technology Type	Middle Mile: Wireline - Fiber-optic Cable
Key Partners	Sovernet Fiber Corp., Vermont Department of Libraries, Vermont Department of Education, Vermont Law School, Vermont State Colleges, Vermont Department of Public Safety, Vermont Department of Information and Innovation, New England Telehealth Consortium.

Project Economics			
Budget Information		Project Financials	
Project Budget	<b>\$48,230,985</b>	Project Revenues (Yr 8)	
Federal Contribution (%)	<b>69.2</b>	Net Income and Margin (Yr 8)	
Cash Match Amount (%)	<b>30.7</b>	EBITDA and Margin (Yr 8)	
In Kind Match Amount (%)	<b>.1</b>	Rate of Return (w/o BTOP Funds)	
Middle Mile/Last Mile Budget Allocation		Rate of Return (w/ BTOP Funds)	
Middle Mile Percentage (%)		Cost Efficiency	
Last Mile Percentage (%)		Cost per Mile (MM)	
Rural Last Mile Percentage		Cost per Household (LM)	

Market Territory	
Geographic Area(s)	Network service coverage spans southern Vermont through eastern Vermont, and north eastern Vermont.
Middle Mile Network Composition	
Total Proposed Network Miles (MM only)	<ul style="list-style-type: none"> <li>• Total Miles: ■■■</li> <li>• Backbone Miles: ■■■</li> <li>• Lateral Miles: ■■■</li> </ul>
New Construction Network Miles (MM only)	<ul style="list-style-type: none"> <li>• Total Miles: ■■■</li> <li>• Backbone Miles: ■■■</li> <li>• Lateral Miles: ■■■</li> </ul>
Existing Applicant Network Miles Utilized (MM only)	<ul style="list-style-type: none"> <li>• Total Miles: ■</li> <li>• Backbone Miles: ■</li> <li>• Lateral Miles: ■</li> </ul>
Leased Network Miles Utilized (MM only)	<ul style="list-style-type: none"> <li>• Total Miles: ■</li> <li>• Backbone Miles: ■</li> <li>• Lateral Miles: ■</li> </ul>
Underserved/Unserved	<ul style="list-style-type: none"> <li>• Percentage of Backbone Miles in Underserved/Unserved Areas: ■■■■■</li> <li>• Percentage of Lateral Miles in Underserved/Unserved Areas: ■■■■■</li> </ul>

## Comprehensive Community Infrastructure Key Metrics Dashboard

Existing Customer Base	
Existing Residential/Individual Customers within PFSA	■
Existing Business Customers within PFSA	■
Existing Community Anchor Institution Customers within PFSA	<ul style="list-style-type: none"> <li>• Total CAI's: ■</li> <li>• Community Colleges: ■</li> <li>• Public Safety Entities: ■</li> </ul>
Existing Third Party Service Provider Customers within PFSA	■
Potential Customer Base	
Market Potential Households (within PFSA)	<ul style="list-style-type: none"> <li>• Total HH's: ■</li> <li>• Located in Underserved/Unserved Areas: ■</li> </ul>
Market Potential Businesses (within PFSA)	<ul style="list-style-type: none"> <li>• Total Businesses: ■</li> <li>• Located in Underserved/Unserved Areas: ■</li> </ul>
Market Potential Community Anchor Institutions (within PFSA)	<ul style="list-style-type: none"> <li>• Total CAI's: ■</li> <li>• Located in Underserved/Unserved Areas: ■</li> <li>• Community Colleges: ■</li> <li>• Public Safety Entities: ■</li> </ul>
Market Potential Third Party Service Providers (within PFSA)	<ul style="list-style-type: none"> <li>• Total Third Party Service Providers in PFSA: ■</li> <li>• Expressing Commitment or Letter of Interest: ■</li> </ul>
Funded Network Coverage	
Households Connected to Network (via BTOP Funds by end of Year 3)	<ul style="list-style-type: none"> <li>• Total Households Connected: ■</li> <li>• Located in Underserved/Unserved Areas: ■</li> </ul>
Businesses Connected to Network (via BTOP Funds by end of Year 3)	<ul style="list-style-type: none"> <li>• Total Businesses Connected: ■</li> <li>• Located in Underserved/Unserved Areas: ■</li> </ul>
Community Anchor Institutions Directly Connected (via BTOP Funds by end of Year 3)	<ul style="list-style-type: none"> <li>• Total Directly Connected CAI's: 342</li> <li>• Located in Underserved/Unserved Areas:</li> <li>• Community Colleges: ■</li> <li>• Public Safety Entities: ■</li> </ul>

## Comprehensive Community Infrastructure Key Metrics Dashboard

Projected Subscribers by Year Five	<p><b><u>Directly Served by Applicant</u></b></p> <ul style="list-style-type: none"> <li>• Community Anchor Institutions: [REDACTED]</li> <li>• Households [REDACTED]</li> <li>• Businesses: [REDACTED]</li> <li>• Third Party Service Providers [REDACTED]</li> </ul> <p><b><u>Served by Proposed Network Via Third Party Service Provider</u></b></p> <ul style="list-style-type: none"> <li>• Community Anchor Institutions: [REDACTED]</li> <li>• Households: [REDACTED]</li> <li>• Businesses: [REDACTED]</li> </ul>
------------------------------------	---

Other	
Proposed MM Network Capacity	<ul style="list-style-type: none"> <li>• [REDACTED]</li> <li>• [REDACTED]</li> </ul>
Proposed LM Network Speed	<ul style="list-style-type: none"> <li>• Highest offered speed tier: [REDACTED]</li> <li>• Estimated Average speed for highest speed tier: [REDACTED]</li> </ul>
Total Points of Interconnection	<ul style="list-style-type: none"> <li>• Total Pol's: [REDACTED]</li> <li>• Pol's in Underserved/Unserved Areas: [REDACTED]</li> <li>• Environmentally-controlled, non-passive Pols [REDACTED]</li> </ul>
Jobs Created	<ul style="list-style-type: none"> <li>• <b>Direct Job-years: 235</b></li> <li>• <b>Indirect Job-years: 100</b></li> <li>• <b>Induced Job-years: 189</b></li> </ul>
Required Time for Project Completion (Number of Required Quarters to Fully Build-out and Test Network and Make Ready for Commercial Service)	<p>[REDACTED] quarters</p>



# **Comprehensive Community Infrastructure** **Budget Narrative Template**

**Applicant Name: Vermont Telecommunications Authority**

**EasyGrants Number: 4245**

**Organization Type: State Agency**

**Proposed Period of Performance: 2010 to 2013**

**Total Project Costs: \$ 48,230,985**

**Total Federal Grant Request: \$ 33,393,402**

**Total Matching Funds (Cash): \$ 14,779,458**

**Total Matching Funds (In-Kind): \$ 58,125**

**Total Matching Funds (Cash + In-Kind): \$ 14,837,583**

**Total Matching Funds (Cash + In-Kind) as Percentage of Total Project Costs: % 30.8%**

---

## **1. Administrative and legal expenses - \$2,009,366**


**- Provide a breakout of position(s), time commitment(s) such as hours or level-of-effort, and salary information/rates with a detailed explanation, and additional information as needed.**




1. Administration

		VTA/Sovernet Fiber Project Grant Administration Expenses			Total Grant	
VTA	FT/PT	2011	2012	2013		
Compliance	FT	40,000	40,800	41,616	122,416	Responsible for Grant Compliance at VTA
Administrative	FT	35,000	35,700	36,414	107,114	Assist Grant Compliance staff
Exec Dir	PT 10%	10,500	10,710	10,924	32,134	Oversee Grant Administration
CFO	PT 20%	16,000	16,320	16,646	48,966	Oversee Grant Administration
Subtotal Staffing		101,500	103,530	105,600	310,630	
Benefits		37,880	38,639	39,412	115,931	Benefits at 35% of Salaries
Annual Program Audit		30,000	32,500	34,000	96,500	Annual Audit as required under Grant
Application Development Exp		72,580			72,580	Application Dev Consulting Fees
App Dev Assistance		58,125			58,125	In kind contribution from VT Dept Innovation
Supplies		1,200	1,200	1,200	3,600	Supplies related to Grant Administration
Telephone		600	600	600	1,800	Telephone related to Grant Admin
Postage		500	500	500	1,500	Postage related to Grant Admin
Subscriptions		200	200	200	600	Subscriptions related to Grant Admin
Allocated Rent		2,400	2,400	2,400	7,200	Space for staff involved in Grant Admin
Total VTA		304,985	179,569	183,912	668,466	


Sovernet





**2. Professional Fees**

**Grant Development Fees:**



Total Administrative and Legal Expense 2,009,366

**- Provide detailed description, calculation, and basis of evaluation for each Cash Matching Funds source.**

Sovernet will contribute 30% of its Grant Administration Costs or [redacted] X 30%)

VTA will contribute \$25,000 of the March toward the Design Engineering and Environmental Assessment. Sovernet will contribute the remainder of the 30% toward those expenses or 30% \* 110,000 less 25,000 or \$8,000. .

VTA will contribute 30% of costs in the VTA Grant Admin costs less the inkind contribution from the Vermont Department of Innovation and Information (see below)

$$30\% \times [668,466 \text{ less } 58,125 \text{ or } 610,341] = 182,102.$$


**- Provide detailed description, calculation, and basis of evaluation for each In-Kind Matching Funds source.**

Vermont Department of Innovation and Information has contributed the work of one of its staff to the preparation of this application. The value of this In-Kind contribution is \$58,125.



**2. Land, structure, rights-of-way, appraisals, etc. - \$1,151,500**

**- Provide description of estimated costs, proposed activities, and additional information as needed.**



**Total                      \$1,151,500**

**- Provide detailed description, calculation, and basis of evaluation for each Cash Matching Funds source.**

Cash Matching Funds from Sovernet; 

**■ Provide detailed description, calculation, and basis of evaluation for each In-Kind Matching Funds source.**

**3. Relocation expenses and payment - \$0**

**- Provide explanation for the relocation, description of the person involved in the relocation, method used to calculate costs, and additional information as needed.**


**- Provide detailed description, calculation, and basis of evaluation for each Cash Matching Funds source.**

**- Provide detailed description, calculation, and basis of evaluation for each In-Kind Matching Funds source.**




**4. Architectural and engineering fees - \$3,017,040**

**- Provide description of estimated fees, rates, explanation of proposed services, and additional informaiton as needed.**



Sovernet Staff Construction Management:

	2011	2012	2013	Total
--	------	------	------	-------



Total Architectural and Engineering Fees				3,017,040
--	--	--	--	-----------

**- Provide detailed description, calculation, and basis of evaluation for each Cash Matching Funds source.**



**- Provide detailed description, calculation, and basis of evaluation for each In-Kind Matching Funds source.**






**5. Other architectural and engineering fees - \$0**

- Provide description of estimated fees, rates, explanation of proposed services, and additional information as needed.
- Provide detailed description, calculation, and basis of evaluation for each Cash Matching Funds source.
- Provide detailed description, calculation, and basis of evaluation for each In-Kind Matching Funds source.

**6. Project inspection fees - \$3,400,000**

- Provide description of estimated fees, rates, explanation of proposed services, and additional information as needed.



- Provide detailed description, calculation, and basis of evaluation for each Cash Matching Funds source.



- Provide detailed description, calculation, and basis of evaluation for each In-Kind Matching Funds source.

**7. Site work - \$0**

- Provide description of estimated fees, rates, explanation of proposed services, and additional information as needed.
- Provide detailed description, calculation, and basis of evaluation for each Cash Matching Funds source.
- Provide detailed description, calculation, and basis of evaluation for each In-Kind Matching Funds source.




**8. Demolition and removal - \$0**


- Provide description of estimated fees, rates explanation of proposed services, and additional information as needed.
- Provide detailed description, calculation, and basis of evaluation for each Cash Matching Funds source.
- Provide detailed description, calculation, and basis of evaluation for each In-Kind Matching Funds source.

**9. Construction - \$30,720,083**

- Provide description of estimated fees, rates, explanation of proposed services, state whether the work is being completed by the applicant or an outside contractor, and additional information as needed.



Total	30,720,083
-------	------------



- Provide detailed description, calculation, and basis of evaluation for each Cash Matching Funds source.

Applicant will apply the following funding



Gates Foundation Grant – Library connections	399,900
VTA Grant	100,000



- Provide detailed description, calculation, and basis of evaluation for each In-Kind Matching Funds source.

**10. Equipment - \$7,522,996**

- Provide a list of equipment in the form of a table with description, number of units, unit cost, state whether it is being purchased or leased, and additional information as needed.



Total Equipment 7,522,996

Pricing based on vendor quotations and past equipment purchase experience

- Provide detailed description, calculation, and basis of evaluation for each Cash Matching Funds source.





- Provide detailed description, calculation, and basis of evaluation for each In-Kind Matching Funds source.

**11. Miscellaneous - \$410,000**

- Provide additional information as needed.

<b>[REDACTED]</b>	<b>[REDACTED]</b>	<b>[REDACTED]</b>
<b>[REDACTED]</b>	<b>[REDACTED]</b>	<b>[REDACTED]</b>
Total		410,000

- Provide detailed description, calculation, and basis of evaluation for each Cash Matching Funds source.

**[REDACTED]**

■ Provide detailed description, calculation, and basis of evaluation for each In-Kind Matching Funds source.

**13. Contingencies - \$0**

- Contingencies are an unallowable expenditures under BTOP.

**15. Project (program) income - \$0**

- The value for this line-item on the SF-424C is \$0. Please do not provide an estimated Project (program income) on the SF-424C.



The first part of this upload contains letters of support from elected officials, appointed officials, state agencies, and regional development agencies. Many of them represent entities whose missions and constituency will be benefitted by the project.

Letter of Support from Governor Douglas  
Letter of Support from Congressman Welch  
Letter from CTO  
Letter from Vermont Council on Rural Development  
Letter from the Office of Health Care Access  
Letter from Northeastern Vermont Development Agency

In addition, we are providing supporting documents that provide context for this project, or supporting information for it.

Vermont Telecom Plan 2010

The final two documents are maps showing the results of coordination with the State Historic Preservation Office and our environmental review.

Also, space limitations did not enable us to provide supporting documentation that provides context for this project, or supporting information for it. Here is the link to this documentation:

State Broadband Map: <http://recovery.vermont.gov/sites/stimulus/files/Round%202%20Map.pdf>

JAMES H. DOUGLAS  
Governor



State of Vermont  
OFFICE OF THE GOVERNOR

March 23, 2010

The Honorable Lawrence E. Strickling  
Assistant Secretary for Communications and Information  
U.S. Department of Commerce/NTIA  
1401 Constitution Avenue, N.W.  
Washington, DC 20230

Dear Mr. Strickling:

LARRY

I am writing to express my strong support for the Broadband Technology Opportunities Program (BTOP) application by the Vermont Telecommunications Authority (VTA) for its "Vermont Fiber Link" project, which will enable the development of a high-capacity fiber middle-mile network in Vermont. This is the only middle-mile application in Vermont supported by my Administration.

The Vermont Fiber Link project will be a public/private partnership between the VTA and Sovernet, Inc. of Bellows Falls, Vermont. The planned network will connect

key institutions such as [REDACTED] Vermont Law School and the Vermont State Colleges along the route.

In rural areas of Vermont, there are few options for middle-mile connections and the prices at which those services are offered when available, in particular for bandwidths beyond a T-1 (1.5 mbps), drain the financial resources of last-mile providers seeking to serve these areas.


Achieving universal broadband and cellular coverage has been and remains one of my highest priorities. I proposed the creation of the VTA in 2007, specifically to establish public/private partnerships that enable the realization of this goal. While we have made significant progress in extending broadband in rural Vermont, gaps in our coverage remain, and I am very supportive of this initiative to close these gaps.

The Honorable Lawrence E. Strickling  
March 23, 2010  
Page Two

For these reasons, I support the VTA's application, and believe that the improvements and expansion of middle-mile fiber networks that this project will create are precisely the kinds of public benefits that Congress envisioned when it created the BTOP program to jump-start America's economy.

Thank you for the opportunity to comment on this application.

Sincerely,



James H. Douglas  
Governor

JHD/pth



PETER WELCH  
AT-LARGE, VERMONT

COMMITTEE ON  
ENERGY AND COMMERCE

COMMITTEE ON  
OVERSIGHT AND GOVERNMENT  
REFORM

COMMITTEE ON  
STANDARDS OF OFFICIAL  
CONDUCT

**Congress of the United States**  
**House of Representatives**  
Washington, DC 20515-4501

1404 LONGWORTH HOUSE OFFICE BUILDING  
WASHINGTON, DC 20515-4501  
202-225-4115

DISTRICT:  
30 MAIN STREET  
3RD FLOOR, SUITE 350  
BURLINGTON, VT 05401  
(802) 652-2450  
(888) 605-7270

March 23, 2010

Mr. Lawrence E. Strickling  
Assistant Secretary for Communication and Information  
National Telecommunications and Information Administration  
U.S. Department of Commerce  
1401 Constitution Ave., NW  
Washington, DC 20230-0001

Dear Mr. Strickling,

It is my pleasure to write in support of the Vermont Telecommunications Authority (VTA) and their "Vermont Fiber Link" project. I understand that a NTIA Broadband Technology Opportunities Program (BTOP) application (CFDA # 11.557) has been submitted for funding consideration. I am pleased to bring this proposal to your attention.

The lack of mid-mile fiber optic networks in the state are a significant barrier to serving all Vermonters. The VTA, along with their partner Sovernet, Inc., has developed a proposal to connect

Additionally it is their desire to connect

along the planned route. The project also lays the groundwork for a subsequent proposal to connect health care institutions in this region. The project includes over 600 miles of fiber and close to \$30M of investment in Vermont. With a BTOP grant, this project will give Vermont a strong start at meeting that goal, and will also enable upgrades to broadband service available to many Vermont households and small businesses.

Achieving universal broadband and cellular coverage remains one of the highest economic development priorities of the state. Vermont Telecom has a proven record of effective service to Vermont. I welcome the opportunity to support their efforts and look forward to their continued success.

Thank you for your positive consideration of this grant request. If I can provide further evidence of my support for this grant proposal, please do not hesitate to contact me.

Sincerely,



PETER WELCH  
United States Congress



**State of Vermont**  
**Agency of Administration**  
Pavilion Office Building  
109 State Street  
Montpelier, VT 05609-0201

[phone] 802-828-1350  
[fax] 802-828-3320

*Tom Evslin, Chief Technology Officer*

March 25, 2010

Lawrence E. Strickling  
Assistant Secretary for Communications and Information  
U.S. Department of Commerce / NTIA  
1401 Constitution Avenue, N.W.  
Washington, D.C. 20230

Dear Secretary Strickling,

As the state of Vermont's Chief Technology Officer, I am writing to express my enthusiastic support for the BTOP application by the Vermont Telecommunications Authority (VTA) for its "Vermont Fiber Link" project. The VTA project will create a much needed, high-capacity fiber middle-mile network that will dramatically improve the state's broadband infrastructure. This is the only middle-mile application in Vermont supported by either Governor Jim Douglas or by my office, which is authorized to make such recommendations on behalf of the Legislature as well as the Governor.

The Vermont Fiber Link project will be a public/private partnership between the VTA and Sovernet Fiber Corp. of Bellows Falls, Vermont. This network will provide robust backbone connections to schools, libraries and state offices in [REDACTED]. The network will connect key institutions [REDACTED] along the route. The existence of this fiber network will allow Vermont to transform our educational and government services' delivery systems.

In addition, the Vermont Fiber Link network will address a critical barrier to sustainable, high-speed, last mile broadband services and will enable cellular (3G) networks to expand in the rural areas of Vermont. Governor Douglas in 2007, created a bold vision of universal broadband and cellular coverage as essential drivers for a vibrant rural economy. The goal is to create the nation's first "e-state", where services are offered to all citizens and all areas of the state. The Governor has also proposed a "Backroads Broadband" program that will ensure every citizen can connect to broadband at affordable rates. The combination of the successful implementation of the Vermont Fiber Link project and the Governor's Backroads Broadband program will ensure that rural Vermonters can connect and compete in this global economy.

I strongly support the VTA's application and believe that the improvements and expansion of middle mile fiber networks that this project will create are precisely the kinds of public benefits that Congress envisioned when it created the BTOP program to jump-start America's economy.

Thank you for the opportunity to comment on this application. Feel free to contact me with any questions.

Sincerely,

Tom Evslin  
Chief Technology Officer





# Vermont Council on Rural Development

43 State Street, PO Box 1384, Montpelier VT 05601-1384

tel: 802-223-6091 • email: info@vtrural.org • website: www.vtrural.org

*Helping rural Vermonters create a sustainable future through effective use of public and private resources.*

## Board of Directors:

### FEDERAL

**Molly Lambert**

USDA Rural Development

**Robert Paquin**

USDA Farm Services Agency

### CONGRESSIONAL LIAISONS

**Patricia Coates**

Office of Congressman Welch

**Jenny Nelson**

Office of Senator Sanders

**Chuck Ross**

Office of Senator Leahy

### STATE

**Roger Allbee**

VT Agency of Agriculture

**Kevin Dorn**

VT Agency of Commerce and  
Community Development

**Pat Moulton Powden**

VT Department of Labor

**Jonathan Wood**

VT Agency of Natural Resources

### LOCAL

**Catherine Dimitruk**

NW Regional Planning Commission

**Greg Brown**

Town of Dummerston

**Christine Hart**

Brattleboro Housing Authority

**Steven Patterson** NE Vermont

Development Association

### NON-PROFIT

**Alex Aldrich**

Vermont Arts Council

**John Bramley**

The Windham Foundation

**Hal Cohen**

Central VT Community Action

**Tom Hark**

VT Youth Conservation Corps

### PRIVATE

**Bob Ackland**

Business Consultant

**Tony Elliott**

The Woodstone Company

**Joe Fusco**

Casella Waste Management

**Marie Houghton** IBM

**Mark Young**

First National Bank of Orwell

March 25, 2010

The Honorable Lawrence E. Strickling  
Assistant Secretary for Communication and Information  
National Telecommunications and Information Administration  
U.S. Department of Commerce  
1401 Constitution Ave., N.W.  
Washington, DC 20230

Dear Mr. Strickling,

I am writing in support of the Vermont Telecommunications Authority's proposed *Vermont Fiber Link* project and their BTOP Comprehensive Community Infrastructure (CCI) application.

This CCI application comes on the heels of our (Vermont Council on Rural Development) recent BTOP Sustainable Broadband Adoption award to fund *e-Vermont; the Community Broadband Project*. Our own project will help rural communities and businesses develop and use internet services to foster civic engagement, strengthen communities, stimulate job creation, promote digital culture in community organizations, homes and schools, and increase local broadband take rates in 24 "e-Vermont Communities" across the state. Nine Vermont communities located in the proposed *Vermont Fiber Link* service area have submitted pre-applications to participate as "e-communities" in our Sustainable Broadband Adoption program.

For our *e-Vermont* project to have the greatest possible success in Vermont we need high speed internet access and sufficient bandwidth for local communities to develop, deploy and use added e-resources and services in local government, schools, libraries, businesses and homes. That is why we so strongly endorse the *Vermont Fiber Link* project. It is essential that we expand fiber optic connectivity into our communities and rural areas of Vermont. We know that the long-term health and economic viability of our towns (and our state) depends on high-speed broadband and universal access to the internet.

The *Vermont Fiber Link* (VFL) project will provide local citizen access to the online resources they need by providing high capacity broadband access to schools, libraries, medical and health care providers, and institutions of higher learning, including community colleges. These anchor institutions serve our most vulnerable populations: young learners, the disabled, the elderly, new immigrants, and citizens who need access to e-government services

and who are seeking employment. The VFL project partners will sustain education, training and outreach efforts among local community anchor

institutions, and these “middle-mile” locations will make it possible for fiber to be expanded to “last mile” customers, including town offices, businesses and homes. The Vermont Department of Libraries is a partner in our *e-Vermont* Sustainable Adoption program, and is also a partner in the Vermont Fiber Link project. This kind of “dual” partnership illustrates the connection between these two BTOP applications, and the synergy that will occur should the *Vermont Fiber Link* project be awarded funding.

Vermont is a small state and the partner organizations in both of these BTOP projects have strong connections with one another and with local communities. In the case of our public libraries, we know that fiber optic connectivity is essential as they expand public computing opportunities and add online and digital resources. This need is duplicated across our schools and other community anchor institutions, and by working together with the BTOP funds made available in both of these programs, we know we can make a significant and lasting impact on our state’s economic development and the lives of our citizens.

All of the partners in these two projects have worked hard to develop BTOP programs that will be sustainable. Not only do we have the combined support of public-private entities, but we have the support and enthusiasm of our local communities and local anchor institutions. I hope you will give the *Vermont Fiber Link* CCI application your greatest consideration. By funding this project you can be sure that you have helped lay the groundwork for Vermont to thrive and prosper now and in the coming decades.

Sincerely,

A handwritten signature in black ink that reads "Paul Costello". The signature is written in a cursive, flowing style with a prominent initial "P".

Paul Costello  
Executive Director  
Vermont Council on Rural Development

**Office of Vermont Health Access**

312 Hurricane Lane, Suite 201

Williston, VT 05495

[www.ovha.vermont.gov](http://www.ovha.vermont.gov)

[phone] 802-879-5900

**Division of Health Care Reform**

312 Hurricane Lane, Suite 201

Williston, VT 05495-2807

[www.hcr.vermont.gov](http://www.hcr.vermont.gov)

[phone] 802-879-5988

**Blueprint for Health**

Vermont Dept of Health

108 Cherry Street, Burlington, VT 05402

[health.vermont.gov](http://health.vermont.gov)

[phone] 802-879-5988

March 21, 2010

Tom Murray  
Executive Director  
Vermont Telecommunications Authority  
One National Life Drive  
National Life Records Center Bldg.  
Montpelier, VT 05602

Dear Tom,

The BTOP Comprehensive Community Infrastructure (CCI) application guidance asks two important questions, the answers to which are found in the relationship between the proposed Vermont Telecommunications Authority CCI project and our health care reform (HCR), health information technology (HIT) and health information exchange (HIE) initiatives. These questions are:

**Enhanced Services for Health Care Delivery, Education and Children:**

Identify specifically how and to what degree the application would achieve one or more of these statutory purposes. If the Applicant is coordinating this project with one or more other projects or including projects in another category as described above, it should explain how the projects fit together to serve BTOP's multiple statutory purposes.

**Recovery Act and Other Governmental Collaboration.**

Describe how the project will leverage Recovery Act objectives or other Federal or state development programs. Please identify the programs themselves and the dollar value of those programs. In addition, specify how collaboration can lead to greater efficiencies.

Below, I have provided a framework describing HCR and broadband opportunities to respond to those two questions.

**The Role of Broadband in Vermont Health Care Reform**

Since 2005, Vermont has led the nation with its *systemic* health care reform. At the same time that Vermont's coverage reforms have reduced the uninsured population from 9.8% in 2005 to 7.6% in 2009, the state has implemented a balanced set of delivery system and IT reforms to ensure that those coverage improvements can be sustained. Vermont's health reform vision includes a plan for ubiquitous health information exchange (HIE) across the full continuum of health care providers. With passage of ARRA and the HITECH Act, Vermont is poised to dramatically accelerate the pace, scope and scale of its health care IT (HIT) infrastructure connectivity.

Enhanced broadband services across the state will provide a critical linchpin for this expansion, which starts with the interconnection of all of the state’s hospitals and medical practices but extends to include all the health care providers across the state and – with broadband connectivity to all of Vermont’s rural homes – will enable telemedicine capacity for home health monitoring and telehealth services statewide.

Exchange of health information includes low-bandwidth data files such as those used to transmit health records between EHR systems and other 1:1 clinical messaging applications, but it also includes very large digital image files and “batch” updates and transfers of large EHR files and other public health records that can require substantial bandwidth. Having broadband connectivity to all health care providers will ensure that Vermont can take maximum advantage of HIT and HIE capacities in a system that supports and reinforces provision of the right information to support the right care for the right person at the right time, improving quality and reducing duplicative expense based on “unavailable” data.

The HITECH Act definition of the term “health care provider” in Sec. 3000 includes a broad scope of providers that is fully consistent with Vermont’s vision for integrating all providers in statewide HIE. The definition includes: “a hospital, skilled nursing facility, nursing facility, home health entity or other long term care facility, health care clinic, community mental health center, renal dialysis facility, blood center, ambulatory surgical center, emergency medical services provider, Federally qualified health center, group practice, a pharmacist, a pharmacy, a laboratory, a physician, a practitioner, a rural health clinic, a covered entity under section 340B, a therapist, and any other category of health care facility, entity, practitioner, or clinician determined appropriate by the Secretary.”

The overarching goal for Vermont delivery system reform is that the fragmentation of care should be a “Never Event.” Good care requires coordination and integration, from primary care to specialty care, medical health to mental health, pediatric to geriatric care, across all settings, from institutions to homes, throughout daily life.


17	<b>VT Hospitals</b>	1 Tertiary Academic Medical Center, 8 CAH, 5 Community Hospitals, 1 VA Medical Center, 1 Private Psychiatric Hospital & the State Hospital
	<b>Plus Regional Hospitals</b>	adjacent NH, MA, NY Tertiary Hospitals, and access beyond via New England Telehealth Consortium
8	<b>FQHC Grantees</b>	operating a total of 40 primary care, dental, and mental health service sites
14	<b>Rural Health Clinics</b>	11 Family Practice and 3 Pediatric
240	<b>Primary Care Practices</b>	other GP, FP, OB/GYN and internal medicine practices
3,498	<b>Physicians</b>	with active Vermont licensure
503	<b>Dentists</b>	with active Vermont licensure
14	<b>Home Health &amp; Hospice Agencies</b>	across Vermont; all non-profit community based, all with integrated Hospice.
16	<b>Community Mental Health Centers</b>	and Developmental Disabilities Agencies operating over 50 sites
2,412	<b>MH/BH/SA Counselors</b>	licensed private mental health/behavioral health/substance abuse counselors; clinical social workers, psychologists and other professionals
250+	<b>Long Term Care and Public Housing sites</b>	including Nursing Homes, Residential Care Homes and Assisted Living Facilities, Adult Day, Meals on Wheels, and Congregate Living sites.
9	<b>Dept. of Corrections sites</b>	to be linked via a common EHR and MHISSION-VT infrastructure
12	<b>District Health Dept. and Agency of Human Services Offices</b>	including participation of local Public Health staff, social & human services staff, as well as Agency and Department Central Offices
And	<b>621,270 Vermonters</b>	whether privately insured, publicly insured, or uninsured

Vermont’s state HIT-HIE master plan, the *Vermont Health Information Technology Plan* (available at: <http://hcr.vermont.gov/>) includes a strategic vision for bi-directional, interoperable HIE enabled via secure, high speed broadband connectivity statewide among all of these institutions and all Vermont homes.

The operational implementation plan currently being finalized as a requirement of Vermont's ONC Section 3013 HIE Cooperative Agreement, as well as Vermont's State Medicaid HIT Plan (SMHP) funded through CMS' ARRA Section 4201 authority, emphasize the critical value statewide broadband capacity will bring to enhancing the state's HIT-HIE infrastructure.

In particular, broadband infrastructure projects which support the development of very high-capacity broadband links between health care provider locations interconnected with other broadband networks in Vermont and New England, which provide the ability to provide managed services across multiple broadband service providers in the state, will enhance the achievement of state's vision and enable the NTIA to achieve its statutory purposes. The Vermont Telecommunications Authority CCI project, if funded, will provide the means to dramatically improve health care in the service areas. Through the coordination of the VTA project with the other activities I have described here, the funded project will participate not only in expanding broadband access to health care facilities in the state, but the improvement of health care services by enabling the defragmentation of health records and information across Vermont.

Thank you to the Vermont Telecommunications Authority for taking the lead on this important work and best of luck with the success of your proposal.

A handwritten signature in black ink, appearing to read "H-Blair". The signature is stylized and cursive.

Hunt Blair  
Deputy Director for Health Care Reform



# NVDA

*Northeastern Vermont  
Development Association*

Wednesday, March 24, 2010

Lawrence E. Strickling  
Assistant Secretary for Communications and Information  
U.S. Department of Commerce / NTIA  
1401 Constitution Avenue, N.W.  
Washington, D.C. 20230

Dear Mr. Strickling:

I am writing to express our very strong support of the Vermont Telecom/Sovernet proposal to construct a fiber network throughout parts of Vermont.

The Northeastern Vermont Development Association (NVDA), which I represent, is the state recognized economic development and planning organization for three of Vermont's fourteen counties—Caledonia, Orleans and Essex.

My understanding is that the Vermont Telecom Authority will be applying for a grant under NTIA's "BTOP" program to fund construction of a fiber optic network, the Vermont Fiber Link, that will provide high capacity Internet access and telecom services to community anchor institutions and last-mile internet service providers.

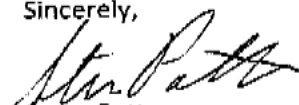
NVDA is in touch with companies throughout the region on a daily basis. One of the constant challenges we face is the lack of high-speed internet service. [REDACTED]

[REDACTED] This will be an incredible assist to existing companies and will greatly help in our recruitment efforts.

Sovernet is a highly respected Vermont company and it is reassuring to know they have been selected, through an RFP process, to construct and operate the network, if it is ultimately approved. Details still need to be worked out, but my understanding is transport services will be at 10mbs, 100mbs, and 1000mbs, between points anywhere on the network, as well as Internet connectivity at committed service rates anywhere up to 1,000 mbs. The dynamics of this system will help us retain employment and expand our economic base.

We eagerly await construction of this system and wholeheartedly support the grant application.

Sincerely,

  
Steve Patterson  
Executive Director

P.O. Box 630 36 Eastern Avenue, Suite 1 St. Johnsbury, Vermont 05819-0630 802 748-5181 Fax: 802 748-1223

The regional planning and development commission serving The Northeast Kingdom: Caledonia, Essex and Orleans Counties