

**VERMONT TELECOMMUNICATIONS AUTHORITY  
STATEMENT OF NET ASSETS  
JUNE 30, 2008**

ASSETS

Current assets:

Cash and cash equivalents

Other current assets

Total current assets

Noncurrent assets:

Capital assets, less accumulated  
depreciation (Note 3)

Total noncurrent assets

Total assets

LIABILITIES AND NET ASSETS

LIABILITIES:

Current liabilities:

Accounts payable


NET ASSETS:

Invested in capital assets

Unrestricted

Total net assets


Total liabilities and net assets



**VERMONT TELECOMMUNICATIONS AUTHORITY  
STATEMENT OF REVENUES, EXPENSES AND CHANGE  
IN NET ASSETS  
FOR THE YEAR ENDED JUNE 30, 2008**

OPERATING REVENUES:

Vermont state appropriation  
Operating transfer from the State of Vermont  
Total operating revenues



OPERATING EXPENSES:

Salaries and benefits  
Contractual services - project consulting  
Contractual services - other  
Office lease expense  
Board expenses  
Office and administrative expenses  
Hiring expenses  
Depreciation  
Broadband grants  
Total operating expenses



OPERATING INCOME

NONOPERATING REVENUES (EXPENSES):

Investment income



INCREASE IN NET ASSETS


NET ASSETS, beginning of year

NET ASSETS, end of year

**VERMONT TELECOMMUNICATIONS AUTHORITY  
STATEMENT OF CASH FLOWS  
FOR THE YEAR ENDED JUNE 30, 2008**


CASH FLOWS FROM OPERATING ACTIVITIES:

Cash received from governments  
Cash paid to suppliers for goods and services  
Cash paid to employees for services  
Net cash provided by operating activities



CASH FLOWS FROM CAPITAL AND  
RELATED FINANCING ACTIVITIES:

Acquisition of property and equipment, net  
Net cash used in capital and related financing activities



CASH FLOWS FROM INVESTING ACTIVITIES:


Investment income  
Net cash provided by investing activities



NET INCREASE IN CASH AND CASH EQUIVALENTS


CASH AND CASH EQUIVALENTS, beginning of year

CASH AND CASH EQUIVALENTS, end of year



RECONCILIATION OF OPERATING INCOME TO NET  
CASH PROVIDED BY OPERATING ACTIVITIES:

Operating income  
Adjustments to reconcile operating income to net cash  
provided by operating activities -  
Depreciation  
(Increase) decrease in the following assets:  
Other  
Increase (decrease) in the following liabilities:  
Accounts payable  
Total adjustments



Net cash provided by operating activities

**VERMONT TELECOMMUNICATIONS AUTHORITY**  
**STATEMENT OF NET ASSETS**  
**JUNE 30, 2009**

ASSETS

Current assets:

    Cash and cash equivalents

        Total current assets

Noncurrent assets:

    Capital assets, less accumulated  
    depreciation (Note 3)

        Total noncurrent assets

    Total assets

LIABILITIES AND NET ASSETS

LIABILITIES:

Current liabilities:

    Accounts payable

    Accrued liabilities

        Total current liabilities


NET ASSETS:

    Invested in capital assets

    Unrestricted

        Total net assets

    Total liabilities and net assets



**VERMONT TELECOMMUNICATIONS AUTHORITY  
STATEMENT OF REVENUES, EXPENSES AND CHANGE  
IN NET ASSETS  
FOR THE YEAR ENDED JUNE 30, 2009**

OPERATING REVENUES:

Vermont Department of Information and Innovation -  
    Operations grant  
    Broadband grant  
    Personnel support  
Other revenues  
    Total operating revenues

OPERATING EXPENSES:

Salaries and benefits  
Contractual services - project consulting  
Contractual services - other  
Office lease expense  
Board expenses  
Office and administrative expenses  
Hiring expenses  
Depreciation  
Broadband grants  
    Total operating expenses

OPERATING INCOME (LOSS)

NONOPERATING REVENUES (EXPENSES):

Investment income  
Contribution  
    Total nonoperating revenues

DECREASE IN NET ASSETS

NET ASSETS, beginning of year

NET ASSETS, end of year



**VERMONT TELECOMMUNICATIONS AUTHORITY  
STATEMENT OF CASH FLOWS  
FOR THE YEAR ENDED JUNE 30, 2009**

CASH FLOWS FROM OPERATING ACTIVITIES:

Cash received from governments  
Cash received from others  
Cash paid to suppliers for goods and services  
Cash paid to employees for services  
Net cash provided by operating activities

CASH FLOWS FROM NONCAPITAL  
FINANCING ACTIVITIES:

Contributions  
Net cash used in noncapital financing activities

CASH FLOWS FROM CAPITAL AND  
RELATED FINANCING ACTIVITIES:

Acquisition of property and equipment, net  
Net cash used in capital and related financing activities

CASH FLOWS FROM INVESTING ACTIVITIES:

Investment income  
Net cash provided by investing activities

NET INCREASE IN CASH AND CASH EQUIVALENTS

CASH AND CASH EQUIVALENTS, beginning of year

CASH AND CASH EQUIVALENTS, end of year

RECONCILIATION OF OPERATING INCOME (LOSS) TO  
NET CASH PROVIDED BY OPERATING ACTIVITIES:

Operating income (loss)  
Adjustments to reconcile operating income (loss) to  
net cash provided by operating activities -  
Depreciation  
(Increase) decrease in the following assets:  
Other  
Increase (decrease) in the following liabilities:  
Accounts payable  
Accrued liabilities  
Total adjustments  
Net cash provided by operating activities



Below are historical financial statements for VTA's key partner, Sovernet. The first is a summary of Sovernet's historical financials and following that are Form 10-Ks for the last 3 years for Sovernet's parent company, Atlantic Tele-Network, Inc.

**Historical Financials**  
**Sovernet Fiber Corp.**

	<b>2007</b>	<b>2008</b>	<b>2009</b>
Revenues	186,741,000	207,341,000	241,703,000
Expenditures	148,801,000	172,543,000	206,164,000
Net Assets	208,971,000	228,873,000	255,746,000
Change in Net Assets from Prior Year	30,201,000	19,902,000	26,873,000
Bond Rating	n/a	n/a	n/a

Sovernet is a subsidiary of Publicly-held Atlantic Tele-Network, Inc.

Numbers are consolidated amounts for Atlantic Tele-Network, Inc. and subsidiaries as reported in annual reports.

See Atlantic Tele-Network, Inc. Form 10-K for 2009 attached including audited financial statements.





**ATN**

Atlantic Tele-Network

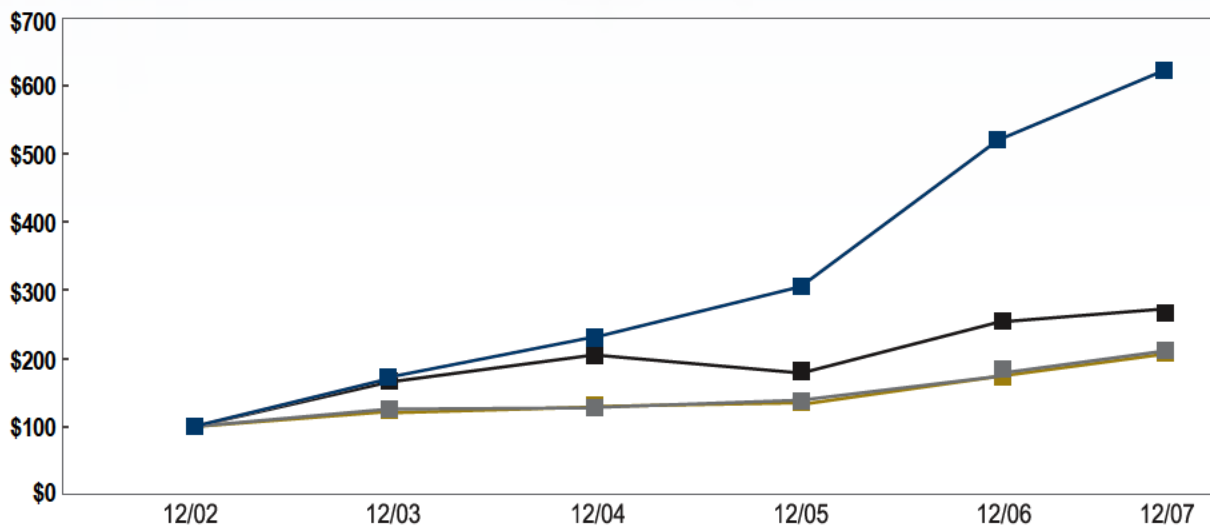
ANNUAL REPORT | 2007

Atlantic Tele-Network, Inc. (ATN) is a telecommunications company headquartered in Salem, Massachusetts.

Founded in 1987, ATN owns and operates telecommunications networks in smaller markets in the Caribbean and the United States. Principal operating subsidiaries and affiliates include Guyana Telephone and Telegraph Limited, Commnet Wireless LLC, Bermuda Digital Communications Ltd., Sovernet, Inc. and Choice Communications LLC. Through these units and their networks and other facilities, we provide both wireless and wireline connectivity to residential and business customers, including a range of mobile wireless services, traditional local exchange services, integrated voice and data solutions, and traditional and broadband internet services. ATN's common stock, which began trading publicly in 1991, is listed on the NASDAQ Global Select Market under the symbol "ATNI".

## Comparison of Five Year Cumulative Total Return\*

Among Atlantic Tele-Network, Inc. . . .



Key:



\* \$100 invested on 12/31/02 in stock or index-including reinvestment of dividends. Fiscal year ending December 31.

Copyright © 2008, Standard & Poor's, a division of The McGraw-Hill Companies, Inc. All rights reserved. [www.researchdatagroup.com/S&P.htm](http://www.researchdatagroup.com/S&P.htm)



Guyana Telephone & Telegraph Company, Ltd. (GT&T) is the incumbent national and international telephone company in the Republic of Guyana. GT&T is the exclusive provider of local exchange and international voice and data services, and also operates a competitive wireless telephone service.



Sovernet, Inc., acquired by ATN in February 2006, is a facilities-based provider of communication services to business and residential customers in Vermont.




Bermuda Digital Communications, Ltd. (BDC) is the largest wireless telephone service provider in Bermuda, conducting business under the brand name "Cellular One."



Commnet Wireless, LLC (Commnet), acquired by ATN in September 2005, owns and operates wholesale wireless networks in rural areas of the United States, providing its wireless carrier partners with voice and data roaming services.



Choice Communications, LLC (Choice), a wholly owned subsidiary of ATN, provides wireless broadband data, wireless digital cable television, dial-up internet and other communications services in the U.S. Virgin Islands.



# Letter to Stockholders

## Fellow Stockholders:

Your company enjoyed another successful year in 2007. Following an extraordinary year in 2006, our 2007 results were very positive once again: revenue increased by 20%, operating income by 27% and net income by 61%. The price of our common stock rose 17% and we increased the quarterly dividend by 14%.

While we tend to focus on the trends in operating income as being the best indicator of the direction of our underlying businesses, the larger increase in net income this past year tells an interesting story. There are two main aspects to this story.



First, our effective tax rate continues to decline—from 58% in 2005 to 50% in 2006 and 42% in 2007. This is driven by a number of important developments: the growing diversity of our earnings streams away from the high tax jurisdiction of Guyana (45% corporate rate); the ability in 2007 to use a tax asset to offset the gain on the sale of significant US wireless assets; and the reduction in pre-tax losses at our smallest subsidiary, Choice Communications. All of those developments are the result of excellent efforts on the part of the management team and are consistent with the strategic vision for your company. It also serves as a point of emphasis for our overall, very simple philosophy of focusing on the cash return on the cash invested.

Second, we benefitted from an unleveraged balance sheet with a net cash position, as well as an improvement in our returns on that cash. We believe that the strength of our balance sheet provides us with the potential to earn much higher operating returns on that unused capacity, if we are able to find an operating business that fits our strategic and value requirements. An unleveraged balance sheet should also provide us with a comparative advantage in the current capital markets environment.

Our growth in revenue and operating income was driven primarily by our Commnet Wireless subsidiary. Since acquiring Commnet in 2005, we have invested substantial sums in the build-out of networks in rural and remote areas of the United States, upgrading capacity and technology and making strategic purchases of spectrum and other assets. This has helped produce the strong growth experienced in 2007, with Commnet's revenue and operating income up by 39% and 136%, respectively. We continue to focus as well on customer satisfaction. The Commnet team works very hard to ensure we are providing a strategically valuable service to the large wireless carriers that are its customers. We rigorously and continuously look at our operating and capital costs so we can move into even more remote areas profitably. This attention to costs and operating efficiencies shows in the significant margin expansion achieved in 2007. The large carriers are focused on adding subscribers and services and we can enhance the subscriber experience by providing coverage in unexpected areas, at a cost well below what would be possible for a single retail carrier. We are also proud of being one of the leaders in true universal service—without, as yet, any government subsidy—and in 2007 we brought mobile telecommunications for the first time to many communities in the American west, including Native American lands and national parks and monuments.

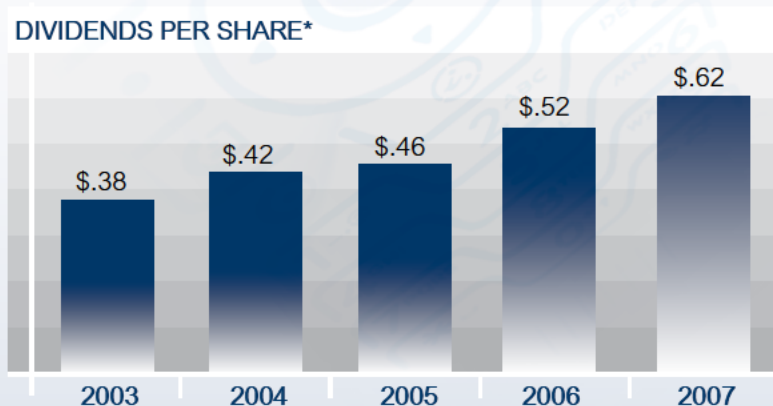
We did sell some significant wireless assets in 2007. In 2002, Commnet began building and operating a wireless network in portions of two Midwestern states that included several growing college towns. Activity, particularly at the colleges, grew to the point

where one of our largest customers was looking towards having a retail presence in the area. Accordingly, we negotiated the sale of 59 cell sites and related spectrum to this customer in late December. In recognition of the strategic value we bring, this carrier also sold us some spectrum and signed a multi-year roaming agreement for another, much more rural area of the Midwest which we agreed to build out by the second quarter of 2008. We will miss the revenues from the sold markets, but we believe the transaction was fair and strategically sound, since our business model is to provide services to multiple carriers in markets that are too small and dispersed to justify a retail presence for a large carrier. We anticipate recovering those Midwest revenues over time through our continued network expansion.

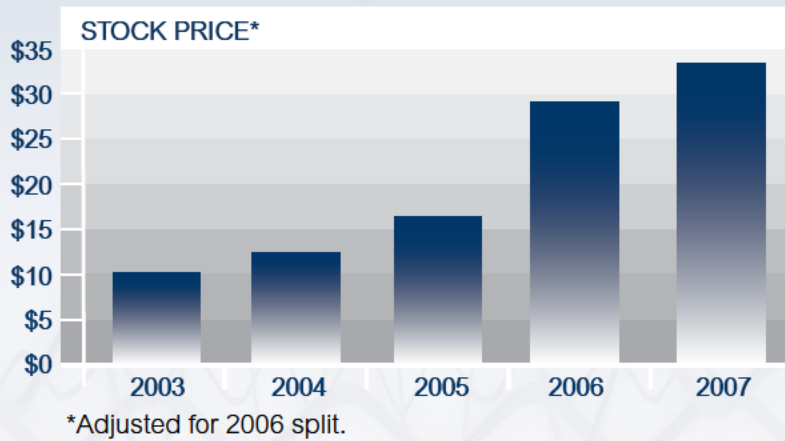
In Guyana, our GT&T subsidiary faced a full year of aggressive competition from the regional wireless operator that acquired our main mobile competitor in late 2006. This competitor made significant gains in 2007, although perhaps not quite as substantial as they had expected. Our management team fought hard to retain subscribers and continued to expand network coverage, capacity and capabilities. They did well in many respects and we ended the year with more wireless subscribers than at the end of 2006. On the other hand, we experienced a decline in wireless revenue in Guyana between the third and fourth quarters of 2007. This gives us some cause for concern going into 2008, and we expect it will be a major challenge to grow GT&T's wireless subscribers and revenue this year.

Overall, GT&T experienced moderate revenue growth of 12% in 2007—while operating income declined by approximately 5% because of increased marketing costs, among other things. Our continued investment in building out and upgrading GT&T's wireline infrastructure was reflected in the growth of ATN's total local telephone and data revenue (which includes revenue from New England and the US Virgin Islands) and, combined with the benefit of certain major events and the growth in the wireless market, also contributed to the growth in international revenue. The infrastructure investment included adding additional redundancy to our international network, expanding our broadband data services and bringing services to some previously unserved communities. As with Commnet, we are proud of the number of remote and economically challenged areas of Guyana in which we introduced the first telecommunications service in 2007.

This investment program faces some uncertainty in 2008 as the result of resumed negotiations with the government on the early termination of certain exclusivity provisions in GT&T's license. While we have welcomed the negotiations as an opportunity to move forward with a revised telecommunications regulatory regime and to resolve some longstanding disputes with the government, we cannot be sure these talks will lead to a positive outcome for GT&T and your company. If the new regime established is not carefully designed for the realities of operating in a small, under-developed country like Guyana, we face the possibility of a substantial reduction in GT&T's revenues and profits. Of course, that sort of result likely will force us to dramatically curtail our infrastructure investment, particularly with respect to the fixed-line voice and data network, and to cause us to look for additional ways to reduce operating expenses. We are hopeful that the government will join us in arriving at a negotiated solution that serves both the short- and long-term interests of all the stakeholders. In any event, we intend to vigorously defend our contractual rights and our shareholders' interests, as well as those of our employees and our customers.



\*Adjusted for 2006 split.



In New England, events were less dramatic. Together with other competitive local exchange providers in northern New England, our Sovernet subsidiary negotiated agreements regarding the sale of Verizon's local wireline network to a much smaller company. The agreements vary from state to state but are basically designed to preserve the regulatory status quo for a reasonable period of time, mainly as it relates to the rates and other terms of access to elements of the incumbent's network. We are not sure how this development will change the competitive environment in Sovernet's markets, but we expect to perform well if we continue our focus on the customer experience. This focus is apparent when you look carefully at Sovernet's 2007 results. While overall revenue increased by 12%, the steady decline of the legacy dial-up and residential data subscribers and revenue kept operating income from growing and masked strong growth in the customer segment we have zeroed in on since our acquisition of Sovernet in early 2006—small and medium sized businesses and organizations. Our business access line equivalents rose by 29% over the end of 2006, with very low churn, and we believe these results are attributable to the quality of our customer care and the understanding our sales and operational staff have of this segment's needs. This past year also saw our expansion out of Vermont into adjoining areas of New Hampshire and we are actively looking for both strategic and organic opportunities to continue Sovernet's geographic expansion.

Our mobile wireless affiliate in Bermuda faced another discouraging year. While subscriber churn continues to be very low, BDC struggled to find a way to halt a slow but steady decline in subscribers. We were able to get data roaming arrangements in place in the second half of the year, and we have a number of related initiatives that we hope will bear fruit in 2008, including the launch of a Blackberry service for our customers. As a CDMA provider, it took longer for us to put that service in place and we believe that caused a number of the subscriber defections. The management team is very focused on restarting subscriber and revenue growth in 2008 and we like their chances of succeeding in that goal. July 2008 also marks a key date for our Bermuda operations, as BDC has the right to buy us out at fair market value. As we discuss in the enclosed annual report, we now expect instead to assume majority control of BDC in 2008 through a repurchase by BDC of a portion of the stock held by the other shareholders. We think this is a positive development, since BDC is a strong, cash-flowing business with an excellent reputation in the market. If the transaction is completed, it will allow us to consolidate BDC's operating results on our income statement. We are also happy to report that our partner in Bermuda all these years, BDC's CEO and founder, will remain the CEO and a substantial stockholder.

In the Virgin Islands, Choice was recognized—in an annual poll of the readers of the main daily newspaper—as best high speed Internet provider. The market's recognition showed in the numbers, as Choice grew data revenue and subscribers by 45% and 48%, respectively. In addition to the growth in its ClearChoice<sup>SM</sup> high-speed wireless services, Choice has become an important provider of high-capacity, dedicated access services for business and government offices. While data is a great story, and one we expect to continue to be positive, our wireless cable television business has had a hard time growing beyond what we estimate is a 15% market share and that contributed to our decision at year end to reduce the value of the television assets on our balance sheet.

As noted above, our stock price rose 17% in 2007. While we would have liked to see an even higher increase in recognition of the very strong increases in financial results and growing diversification of your company, we are still pleased to be able to deliver another in a succession of years of good price appreciation and to outperform most of our peers and the broader market. NASDAQ recognized our growth in earnings and market capitalization by elevating our shares from the NASDAQ National Market to the NASDAQ Global Select Market. We also continued our practice of rewarding shareholders in other ways when, in September, we once again increased the quarterly dividend—from an annual rate of \$0.56 to \$0.64, a 14% increase.

Like most stockholders, the question we always ask ourselves is: “what next?” Part of that answer for your company has been to look for additional investments that meet our value criteria and are consistent with our strategic focus. In 2007, we did not find anything that met our requirements. In 2008, we think our chances of finding something attractive have improved. As we alluded to at the start of this letter, we think the current market has reduced the number of buyers for telecommunications properties and, we hope, the price expectations of sellers. We will be patient and disciplined, but we do believe that continued, opportunistic investment is part of what has led to our success and that it is a key ingredient in ensuring a bright future for your company.



**Michael T. Prior**  
President and  
Chief Executive Officer



**Cornelius B. Prior, Jr.**  
Chairman of the Board



**UNITED STATES**  
**SECURITIES AND EXCHANGE COMMISSION**  
WASHINGTON, D.C. 20549

**FORM 10-K**

(Mark One)

- ANNUAL REPORT PURSUANT TO SECTION 13 OR 15(d) OF THE SECURITIES EXCHANGE ACT OF 1934**  
For the fiscal year ended **December 31, 2007**
- Or
- TRANSITION REPORT PURSUANT TO SECTION 13 OR 15(d) OF THE SECURITIES EXCHANGE ACT OF 1934**  
For the transition period from \_\_\_\_\_ to \_\_\_\_\_  
Commission File No. **0-191551**

**Atlantic Tele-Network, Inc.**  
(Exact name of registrant as specified in its charter)

**Delaware**  
(State or other jurisdiction of  
incorporation or organization)  
**10 Derby Square**  
**Salem, Massachusetts**  
(Address of principal executive offices)

**47-0728886**  
(I.R.S. Employer  
Identification No.)  
**01970**  
(Zip Code)

**(978) 619-1300**

(Registrant's telephone number, including area code)

**Securities registered pursuant to Section 12(b) of the Act:**

Title of Class	Name of each exchange on which registered
----------------	---

Common Stock, par value \$.01 per share	NASDAQ Global Market
---	----------------------

**Securities registered pursuant to Section 12(g) of the Act:**

**None**

(Title of each class)

Indicate by check mark if the registrant is a well-known seasoned issuer, as defined in Rule 405 of the Securities Act. Yes  No

Indicate by check mark if the registrant is not required to file reports pursuant to Section 13 or Section 15(d) of the Act. Yes  No

Indicate by check mark whether the registrant (1) has filed all reports required to be filed by Section 13 or 15(d) of the Securities Exchange Act of 1934 during the preceding 12 months (or for such shorter period that the registrant was required to file such reports) and (2) has been subject to such filing requirements for the past 90 days. Yes  No

Indicate by check mark if disclosure of delinquent filers pursuant to Item 405 of Regulation S-K is not contained herein, and will not be contained, to the best of registrant's knowledge, in definitive proxy or information statements incorporated by reference in Part III of this Form 10-K or any amendment to this Form 10-K.

Indicate by check mark whether the registrant is a large accelerated filer, an accelerated filer, a non-accelerated filer, or a smaller reporting company. See definitions of "large accelerated filer," "accelerated filer" and "smaller reporting company" in Rule 12b-2 of the Exchange Act, (Check one):

Large accelerated filer  Accelerated filer  Non-accelerated filer  Smaller reporting company   
(Do not check if a smaller reporting company)

Indicate by check mark whether the registrant is a shell company (as defined in Rule 12b-2 of the Act). Yes  No

The aggregate market value of Common Stock held by non-affiliates of the registrant as of June 30, 2007, was approximately \$271,036,158 based on the closing price of the registrant's Common Stock as reported on the NASDAQ Global Market.

As of March 17, 2008, the registrant had 15,227,672 outstanding shares of Common Stock, \$.01 par value.

**DOCUMENTS INCORPORATED BY REFERENCE**

Portions of the registrant's Definitive Proxy Statement for the Annual Meeting of Stockholders to be held on May 15, 2008 are incorporated by reference into Part III of this Form 10-K.



## TABLE OF CONTENTS

	<u>Page</u>
Special Note Regarding Forward-Looking Statements . . . . .	i
PART I . . . . .	1
Item 1. Business . . . . .	1
Overview . . . . .	1
Strategy . . . . .	1
Our Company . . . . .	2
Our Services . . . . .	3
Wireless Services . . . . .	3
Local Telephone and Data Services . . . . .	7
International Long Distance Services . . . . .	9
Employees . . . . .	11
Regulation . . . . .	11
Taxation—Guyana . . . . .	19
Taxation—United States . . . . .	19
Available Information . . . . .	20
Item 1A. Risk Factors . . . . .	20
Item 1B. Unresolved Staff Comments . . . . .	31
Item 2. Properties . . . . .	31
Item 3. Legal Proceedings . . . . .	31
Item 4. Submission of Matters to a Vote of Security Holders . . . . .	32
PART II . . . . .	33
Item 5. Market for Registrant’s Common Equity, Related Stockholder Matters and Issuer Purchases of Equity Securities . . . . .	33
Item 6. Selected Financial Data . . . . .	35
Item 7. Management’s Discussion and Analysis of Financial Condition and Results of Operations . . Overview . . . . .	36
Recent Developments . . . . .	38
Results of Operations: Years Ended December 31, 2007 and 2006 . . . . .	40
Results of Operations: Years Ended December 31, 2006 and 2005 . . . . .	45
Liquidity and Capital Resources . . . . .	48
Critical Accounting Policies . . . . .	51
Recent Accounting Pronouncements . . . . .	54
Item 7A. Quantitative and Qualitative Disclosures About Market Risk . . . . .	55
Item 8. Financial Statements and Supplementary Data . . . . .	56
Item 9. Changes in and Disagreements With Accountants on Accounting and Financial Disclosure . .	56
Item 9A. Controls and Procedures . . . . .	56
Disclosure Controls and Procedures . . . . .	56
Management’s Annual Report on Internal Control over Financial Reporting . . . . .	56
Changes in Internal Control over Financial Reporting . . . . .	57
Item 9B. Other Information . . . . .	57
PART III . . . . .	58
Item 10. Directors, Executive Officers and Corporate Governance . . . . .	58
Item 11. Executive Compensation . . . . .	59
Item 12. Security Ownership of Certain Beneficial Owners and Management and Related Stockholder Matters . . . . .	59
Item 13. Certain Relationships and Related Transactions, and Director Independence . . . . .	60
Item 14. Principal Accountant Fees and Services . . . . .	60
PART IV . . . . .	60
Item 15. Exhibits, Financial Statement Schedule . . . . .	60
Signatures . . . . .	61
Index to Consolidated Financial Statements . . . . .	F-1
Index to Exhibits . . . . .	EX-1

## **SPECIAL NOTE REGARDING FORWARD-LOOKING STATEMENTS**

This Annual Report on Form 10-K contains statements about future events and expectations, or forward-looking statements, all of which are inherently uncertain. We have based those forward-looking statements on our current expectations and projections about future results. When we use words such as “anticipates,” “intends,” “plans,” “believes,” “estimates,” “expects,” or similar expressions, we do so to identify forward-looking statements. Examples of forward-looking statements include statements we make regarding future economic and political conditions in Guyana, the competitive environment in the markets in which we operate, legal and regulatory actions and technological changes, our future prospects for growth, our ability to maintain or increase our market share, our future operating results and our future capital expenditure levels. These statements are based on our management’s beliefs and assumptions, which in turn are based on currently available information. These assumptions could prove inaccurate. These forward-looking statements may be found under the captions “Management’s Discussion and Analysis of Financial Condition and Results of Operations” and “Business,” as well as in this Report generally.

You should keep in mind that any forward-looking statement made by us in this Report or elsewhere speaks only as of the date on which we make it. New risks and uncertainties arise from time to time, and it is impossible for us to predict these events or how they may affect us. In any event, these and other important factors may cause actual results to differ materially from those indicated by our forward-looking statements, including those set forth in Item 1A of this Report under the caption “Risk Factors.” We have no duty to, and do not intend to, update or revise the forward-looking statements made by us in this Report after the date of this Report, except as may be required by law.

---

In this Report the words “we,” “our,” “ours” and “us” refer to Atlantic Tele-Network, Inc. and its subsidiaries. Also ClearChoice™ is a service mark of one of our subsidiaries. This Report also contains other trademarks, service marks and trade names that are the property of others.

---

Reference to dollars (\$) refer to U.S. dollars unless otherwise specifically indicated.

---

Information regarding shares of our Common Stock prior to March 31, 2006 set forth in this Report has been retroactively adjusted to reflect our 5-for-2 stock split that we effected on that date.

## PART I

### ITEM 1. BUSINESS

#### Overview

We provide wireless and wireline telecommunications services in the Caribbean and North America. Through our operating subsidiaries and affiliates, we offer the following principal services:

- **Wireless.** We offer wireless voice and data services to retail customers in Guyana and Bermuda. In the United States, we offer wholesale wireless voice and data roaming services to national, regional and local wireless carriers in rural markets located principally in the Southwest and lower Midwest.
- **Local Telephone and Data.** Our local telephone and data services include our operations in Guyana, the mainland United States and the U.S. Virgin Islands. We are the exclusive provider of domestic wireline local and long distance telephone services in Guyana. We offer facilities-based integrated voice and data communications services to residential and business customers in New England, primarily in Vermont. We are a leading internet access service provider in the U.S. Virgin Islands.
- **International Long Distance Voice and Data Services.** We are the exclusive provider of international voice and data communications into and out of Guyana. As part of our infrastructure, we own interests in major international fiber optic cables linking Guyana to, among other places, Suriname, French Guiana, Trinidad, the U.S. Virgin Islands and the mainland United States.

#### Strategy

The key elements of our strategy consist of the following:

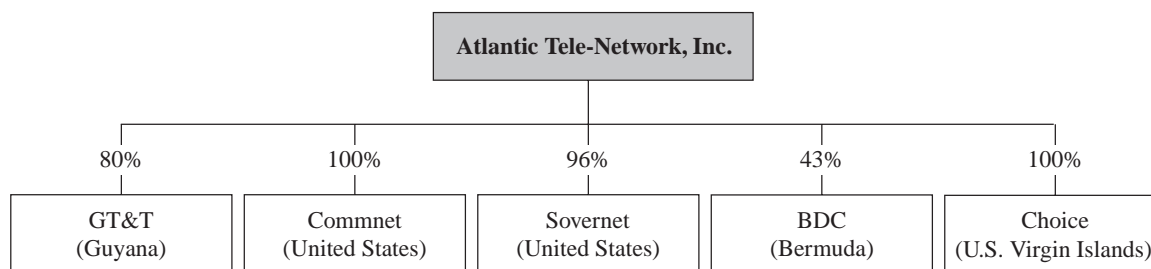
- **Focus on Providing Wireless and Wireline Telecommunications Services.** We are focused on providing wireless and wireline voice, data and video services to residential, business and carrier customers across a variety of geographic and demographic markets. We have provided these services to our customers for over fifteen years and have demonstrated our ability to grow both customers and revenues by improving service and increasing the number of wireline and wireless services offered to these customers. We believe these sectors provide significant opportunities for organic and external growth.
- **Target Underserved Markets Where We Can Compete Successfully.** We operate in smaller, underserved markets where we believe we are or will be one of the leading providers of telecommunications services. Our businesses typically have strong local brand identities and leading market positions. By leveraging these attributes, along with our lower cost of capital and our senior management expertise at the holding company level, we seek to improve and expand available products and services in our targeted markets to better meet the needs of our customers and expand our customer base.
- **Partner with Successful Local Owner/Operators.** We partner with local management teams who have demonstrated a successful track record. We believe that strong local management enhances our close relationship with customers and reduces risk. Our geographically diverse businesses are all operated, and often partially owned, by local managers, employees and investors. We seek to enhance our strong market position by maintaining these partnerships and by leveraging our extensive management experience to assist them in further improving operations.
- **Maintain a Disciplined Earnings-Oriented Approach.** We carefully assess the potential for earnings stability and growth when we evaluate the performance of our subsidiaries, new investment

opportunities and prospective acquisitions. In managing our more mature businesses, we seek to solidify our brands, improve customer satisfaction, add new services, control costs and preserve cash flow. In managing our newer, faster growing businesses, we seek to invest capital to improve our competitive position, increase market share and generate strong revenue and cash flow. We consider new investments and acquisitions on a disciplined, return-on-investment basis and generally avoid transactions that we do not expect to have a near-term positive impact on our earnings.

As a result of these strategies, we have increased our consolidated operating income and earnings per share at an annual rate of approximately 23% and 25%, respectively, on a compounded basis from 2003 to 2007. We have also been able to pay cash dividends to our shareholders for 37 consecutive quarters and have increased our quarterly dividend per share by approximately 78% since the beginning of 2003.

## Our Company

We conduct our operations in the mainland United States, Guyana, Bermuda, and U.S. Virgin Islands through our ownership (as indicated below) in the following principal operating subsidiaries and affiliate:



- ***Guyana Telephone & Telegraph (or GT&T)***. In 1991, we acquired an 80% equity interest in GT&T, which is the exclusive provider of local exchange and international long distance telecommunications services in Guyana and we believe it is the largest service provider in Guyana's competitive wireless telecommunications market. GT&T is the successor to the Guyana Telecommunications Corporation, a corporation wholly owned by the Government of Guyana. The remaining 20% equity interest in GT&T is held by the Government of Guyana.
- ***Commnet Wireless, LLC***. In 2005, we acquired a 95% equity interest in Commnet, which provides wireless voice and data communications roaming services in the United States. We acquired the remaining 5% equity interest in Commnet in January 2007.
- ***Sovernet, Inc.*** In February 2006, we acquired Sovernet, which provides facilities-based integrated voice and broadband data communications services in New England, primarily in Vermont. We currently own a 96% equity interest in Sovernet. The remaining 4% equity interest in Sovernet is held by Sovernet management.
- ***Bermuda Digital Communications, Ltd (or BDC)***. In 1998, we acquired a minority equity interest in BDC, which is the largest wireless voice and data communications service provider in Bermuda, operating under the Cellular One brand. We currently own 43% of BDC. The remaining equity holders include BDC's Bermudian management team. We account for our investment under the equity method of accounting.
- ***Choice Communications, LLC***. In October 1999, we acquired Choice, which provides fixed wireless broadband data services and dial-up internet services to retail and business customers in the U.S. Virgin Islands. Through our Choice subsidiary, we also offer fixed wireless multi-channel digital television services in the U.S. Virgin Islands.

In addition to our equity interests, we receive management fees from our principal operating subsidiaries and affiliate.

Atlantic Tele-Network, Inc. was incorporated in the State of Delaware in 1987. Our corporate offices are located at 10 Derby Square, Salem, Massachusetts, 01970. The telephone number at our principal corporate offices is (978) 619-1300.

## **Our Services**

Through our operating subsidiaries and affiliate, we provide wireless, local telephone and data, and international long distance services in Guyana, the mainland United States, U.S. Virgin Islands and Bermuda. For fiscal years 2005, 2006 and 2007, our Guyana operations generated 85%, 61% and 57%, respectively, of our consolidated revenue. For information about our financial segments and geographical information about our operating revenues and long-lived assets, see Note 14 to the Consolidated Financial Statements included in this Report.

## **Wireless Services**

We provide mobile wireless voice and data communications services in the United States, Guyana and Bermuda.

### *U.S. Operations*

Through our Commnet subsidiary, we provide wholesale wireless voice and data roaming services in rural markets to national, regional and local wireless carriers. In 2006, we also began to offer these services to selected international carriers. We provide these services through our own networks in markets located principally in five states in the Southwest and Midwest. We also operate smaller networks in seven other states. Many of our sites are located in popular tourist and seasonal visitor areas, particularly in the Southwestern states. Historically, this seasonal increase in visitors has resulted in higher call volumes and revenue in those areas during summer months. Roaming is a service offered by most wireless service providers that enables their subscribers to utilize their mobile phone service while traveling outside of their service provider's network coverage area. Roaming enables wireless service providers to offer their customers extended coverage without the need to own a network or spectrum. We design, install and operate our wireless networks in areas where our wholesale customers need extended coverage.

*Network.* We currently operate networks with GSM, CDMA, TDMA and analog technologies in both the 850 MHz and 1900 MHz bands. This mix of technologies and spectrum varies by market. However, we often have at least two technologies deployed at each cell site in order to maximize revenue opportunities. The majority of our GSM sites are also equipped with GPRS and/or EDGE data technologies. Our networks are comprised of telecommunications switches, base stations and radio transceivers located on towers and buildings typically owned by others, and leased transport facilities. In 2007 we increased the number of base stations and sites and expect that to continue in 2008. As of December 31, 2007, we owned and operated 303 base stations consisting of 185 GSM, 81 CDMA and 37 TDMA/analog stations on 198 owned and leased sites. In 2007, we continued our phase-out of TDMA and analog base stations as most mobile handsets currently sold do not utilize either of those technologies and we do not expect the major carriers to support analog technology beyond 2008.

*Sales and Marketing.* Historically, most roaming agreements were cancelable at-will. In recent years, however, major carriers have been experiencing technological incompatibility with other wholesalers' networks, which has increased carriers' willingness to make longer term commitments in exchange for supporting technologies and features and providing attractive pricing. We have taken advantage of this environment by entering into long-term, preferred roaming agreements with several major wireless carriers, including AT&T and Verizon. Under these preferred roaming agreements, we

typically agree to build a new mobile network at a specified location and offer the preferred carrier long-term pricing certainty in exchange for priority designation with respect to their customers' wireless traffic. We believe we have established a track record of building highly-reliable, feature-rich network coverage in a variety of technical environments for major wireless carriers on time and at attractive rates. We believe carriers are drawn to our ability to timely meet buildout requirements in often difficult and remote areas, the reliability of our networks and our status as a trusted partner that does not compete for retail subscribers. Once we complete building a rural network, we then benefit from existing roaming agreements with other national, regional, and local carriers to supplement our initial revenues. These non-preferred roaming agreements are usually terminable within 30 days. Because we have no retail subscribers, we do not incur retail distribution or retail marketing costs and our customer service costs are largely limited to technical and engineering support.

*Customers.* We currently have roaming agreements with more than 75 United States-based wireless service providers. As of December 31, 2007, we were the preferred roaming carrier for AT&T (under an agreement that terminates at the end of 2008) and Verizon (under an agreement that terminates in mid-2008) in selected markets. We are in discussions with these providers to renew those agreements and seek to enter into multi-year contracts. In 2007, AT&T and Verizon accounted for 88% of our U.S. wireless revenues.

*Competition.* Our wireless roaming services enable our carrier customers to provide their subscribers with additional network coverage and service without having to build and operate their own extended wireless networks. We compete with wireless service providers that operate networks in our markets and offer wholesale roaming services. In addition, our carrier customers may also elect to build or acquire their own infrastructure (including networks that Commnet built out pursuant to our roaming agreements) in a market in which we operate, reducing or eliminating their need for our services in that market. We believe we compete for wholesale roaming customers based on price, network coverage and quality of service. We expect competition in the rural wireless sector to be dynamic, as competitors expand their networks and as new products and services that require supporting connectivity are developed.

### *Guyana Operations*

Through our GT&T subsidiary, we offer wireless telephone service in the vast majority of populated areas in Guyana, including Georgetown (Guyana's capital and largest city) and the surrounding area and substantially all of Guyana's coastal plain where 70% of Guyana's population is concentrated. In 2007 we continued to expand our wireless coverage which we expect to continue in 2008.

Guyana is an English speaking nation and part of the British Commonwealth. Located along the north coast of South America, it is approximately 83,000 square miles in size. Guyana has a population of approximately 769,000 people and a per capita GDP of approximately \$5,300. Economic activity in Guyana is mainly centered on the export of sugar, gold, bauxite/alumina, rice, shrimp, molasses, rum, and timber. As of the end of 2007, we estimate that Guyana's wireline teledensity was approximately 17.2 access lines per 100 inhabitants. We estimate that over 50% of the population subscribe to a wireless service, although with a largely pre-paid subscriber base it is difficult to determine how many of our subscribers are also subscribers to competing services.

*Network.* We initially constructed a TDMA wireless network in Guyana. In the fourth quarter of 2004, we launched services on our new GSM/GPRS mobile wireless network, alongside our existing TDMA network. GSM/GPRS is a more advanced wireless digital service than TDMA, allowing us to offer more sophisticated and appealing handset features and certain wireless data services, while increasing our network capacity. The launch of GSM services also helped us enter into roaming agreements with wireless carriers in a number of other countries, including some of the largest carriers

in the U.S., Europe, Canada and the Caribbean, enabling our subscribers to use their handsets in other countries and allowing some visitors to use their wireless phones while in Guyana. At December 31, 2007, we had roaming agreements with over 100 wireless carriers.

We are now operating only the GSM network. By the end of 2007, we had migrated our TDMA subscribers to our GSM network, and returned the spectrum used for TDMA services to the Government's National Frequency Management Unit.

Our GSM network operates in approximately 12 MHz of spectrum in the 900 MHz band and 36 MHz of spectrum in the 1800 MHz band.

*Customers.* We estimate that approximately 90% of the country's population resides in areas covered by our wireless network. As of December 31, 2007, we had approximately 328,000 wireless subscribers, up 22% from approximately 269,000 subscribers as of December 31, 2006. As of December 31, 2007, over 95% of our wireless subscribers were on pre-paid plans.

*Sales and Marketing.* We actively market our wireless services through widespread signage, sponsored events, and merchandise giveaways as well as through our close, promotional relationships with leading disc jockeys and radio personalities and other local celebrities. We do not maintain any traditional retail stores, although all post-paid wireless customers set up accounts at one of our six business centers and pre-paid customers may do so as well. Our handsets, pre-paid cards and pre-paid accounts are sold primarily through independent dealers who we pay on a commission basis. Wireless subscribers are offered various calling plans and are charged a monthly fee plus airtime based on the selected plan. These fees are payable on either a pre-paid basis, which means a customer purchases a calling card with a prescribed number of minutes in advance of any usage, or a post-paid basis, which means the subscriber is billed for his or her minutes of use after usage. Pre-payments can be made by the purchase of disposable pre-paid calling cards, which come in fixed Guyanese dollar amounts, or by recharging an account via our C-Point electronic terminals available at authorized vendors. The vast majority of our customers are on pre-paid plans.

*Competition.* We provide wireless services in Guyana pursuant to a non-exclusive license. Since 2004, our primary competition has come from another nationwide GSM provider. This provider was acquired in October 2006 by Digicel, a large mobile telecommunications company operating in many Caribbean countries. Digicel entered the Guyana market, spending aggressively on infrastructure, marketing and handset subsidies to obtain a large market share. We expect to continue to face intense competition for subscribers and usage in 2008. We believe we compete for customers based on price, promotions, coverage and quality of service.

### ***Bermuda Operations***

BDC provides wireless voice and data service to retail and business customers under the name "Cellular One" throughout the island of Bermuda. BDC commenced operations in July 1999 and became the largest wireless operator in Bermuda by 2002. Bermuda has a total population of approximately 66,000 and a per capita GDP of approximately \$69,900, the highest in the world. The customer base in Bermuda, with its high disposable income and business economy built on sophisticated financial services, has consistently shown demand for newer wireless services and capabilities.

In July 2008, BDC has the option to repurchase from us all, but not less than all, of our 43% equity interest in BDC at a price equal to fair market value. We have had extensive discussions with BDC's founder, Chief Executive Officer and second largest stockholder and believe we have an agreement-in-principle regarding an alternative to BDC exercising its rights to repurchase our interests. This alternative involves BDC conducting a redemption or repurchase of a portion of the equity held by shareholders other than Atlantic Tele-Network. Such a redemption or repurchase transaction would

be subject to definitive documentation, the approval of BDC's board of directors and its stockholders and the ability of BDC to obtain financing and governmental approval. If this transaction is completed, our ownership interest in BDC would increase above 50% and BDC's financial results would be consolidated with our financial results. See "Risk Factors—Our economic interest in our Bermuda affiliate may be reduced in 2008" and "Management's Discussion and Analysis of Financial Condition and Results of Operations—Recent Developments—BDC."

*Network.* Following rapid upgrades in earlier years from analog to TDMA to CDMA, in 2005, BDC enhanced the data speeds and capabilities of its CDMA 1XRTT network by deploying Evolution Data Optimized (or EV-DO) services. Together with the improved handset functionality and data services already enabled by CDMA 1XRTT technology, EV-DO enables BDC to offer significantly higher speed data services. BDC launched these services in the first quarter of 2005 and they proved to be popular with existing and new customers. In late 2005, however, BDC was ordered by Bermuda's Minister of Telecommunications and Technology to cease providing certain of its new data services. BDC appealed the order and a Bermudian court reversed the Minister's order in June 2006. The government's appeal of this in 2007 resulted in an affirmation of the ruling in BDC's favor. See "—Regulation of Our BDC Affiliate." In 2007, BDC upgraded its EV-DO network to provide even faster data speeds.

BDC's advanced network, operating primarily in the 850 MHz frequency band, covers virtually the entire population of Bermuda. BDC also has extensive backbone facilities on the island linking its sites, switching facilities and the international interconnection points. In late 2006, BDC acquired 40% of Hardell Cable TV which holds the right to deploy a digital television and data network in Bermuda utilizing the 2.5 GHz band, the same band in which many companies, including our Virgin Islands subsidiary, have deployed wireless broadband networks.

*Sales and Marketing.* BDC maintains four retail stores and a service center in Bermuda that are a core part of its brand identity and sales efforts. BDC also advertises frequently in the newspapers and other media and sponsors various events and initiatives. BDC sells services in a number of post-paid subscription plans that are distinguished largely by the number of minutes and the enhanced features, such as text messaging, included in the plan. A substantial majority of BDC's customers subscribe to one of its post-paid plans. BDC also has a smaller number of pre-paid subscribers and has established "point of sale" payment terminals to enable those customers to increase their account balance at any one of a number of stores, such as a local grocer. The stores receive a commission and maintain the terminals.

*Customers.* At December 31, 2007, BDC had approximately 20,000 subscribers, which it estimates to be just under 40% of the wireless market in Bermuda. As the dominant CDMA operator on Bermuda, BDC is the primary roaming provider for North American visitors using CDMA handsets, such as Verizon customers. Since entering into roaming agreements with a number of providers in 2003 and 2004, BDC's roaming traffic has grown and it has been able to offer to providers in North America and elsewhere improved roaming services and rates. Leveraging its enhanced data capabilities, BDC launched data roaming service in 2007 and expects to expand data roaming in 2008 for both visitors and its subscribers.

*Competition.* We compete against the wireless division of the incumbent telephone company in Bermuda and Digicel, which each operate GSM networks. Digicel entered the market in 2005 upon acquiring the operations of AT&T. Although we believe that BDC has the most advanced network in terms of data speeds and reliability, BDC's competitors currently have an advantage in their ability to offer roaming in European countries, where all the major carriers operate GSM networks. One of BDC's competitors also constructed a smaller scale CDMA network, which competes for CDMA roaming traffic. We believe we compete for wireless retail customers based on features, price,



technology deployed, network coverage (including through roaming arrangements), quality of service and customer care.

### **Local Telephone and Data Services**

Our local telephone and data services include our operations in Guyana, the mainland United States and the U.S. Virgin Islands.

#### ***Guyana Operations***

Through our GT&T subsidiary, we are the exclusive provider of domestic wireline local and long distance telephone services in Guyana. As of December 31, 2007, we had approximately 132,000 access lines in service. This represents approximately 17.2 lines per 100 inhabitants (based on an estimated population of approximately 769,000), an increase of approximately 9%, or over 11,200 net new lines, compared to lines in service at December 31, 2006. Of all fixed lines in service, the majority are in the largest urban areas, including Georgetown, Linden, New Amsterdam, Diamond and Beterverwagting. During 2007, we continued to extend our network to cover additional rural towns and communities although at a lesser rate than 2005 and 2006 due to greater technical and geographical challenges. Despite our substantial and continuing investment in extending our fixed line network, some rural areas still do not have telephone service. We plan to bring service to some of these areas in 2008 and beyond, but we expect the pace of our geographic expansion of wireline build out to continue to decline absent an increase in basic service rates or a subsidy to address the disproportionate cost of operating in remote, sparsely populated areas.

*Network.* We have significantly rebuilt and expanded our telecommunications network. Through December 31, 2007, we have invested approximately \$280 million in Guyanese telecommunications infrastructure. The number of fixed access lines has increased from approximately 13,000 working lines in January 1991 to over 132,000 lines as of December 31, 2007, all of which are now digitally switched lines. For over 10,000 of these lines, services are delivered through a fixed wireless technology. Since the provider of this technology no longer adequately supports it, we began to replace that fixed wireless network in 2007 with an alternative technology for delivering both telephone and data services to households and businesses in that region. The deployment of new technology, which we expect to complete early in 2008, will provide new features and improved data services.

In addition, we estimate that we have installed over 700 public telephones in locations across the country providing telecommunications for both local and international calls in areas that previously did not have service. We also maintain three public telephone centers at which the public can pay to use an ordinary residential-type telephone to make international and domestic calls.

*Sales and Marketing.* Our revenues for fixed access domestic service are derived from installation charges for new lines, monthly line rental charges, monthly measured service charges based on the number and duration of calls and other charges for maintenance and other customer services. For each category of revenues, rates differ for residential and commercial customers. Customers desiring to obtain an access line submit written applications to one of our customer service offices. Service representatives process the applications and service is installed within about two weeks (or, if service is not yet available in that area, the applicant is placed on a waiting list). We employ a minimal sales force, as wireline sales are primarily driven by network expansion and availability of service. Our wireline subscribers pay for telephone service (including international long distance) after being billed for it. Customers can pay their bills at any one of our six business centers, any Western Union branch, commercial banks and post offices.

*Customers.* We provide our wireline telephone services to residential and commercial customers. As a result of our continued network expansion into smaller communities, residential customers

account for a growing portion of local telephone service revenues and the vast majority of new lines in service. In 2007, residential customers contributed approximately two thirds of the wireline local telephone service revenue and commercial customers provided approximately one third.

*Competition.* We have the exclusive right to provide domestic fixed and international voice and data services in Guyana pursuant to a license that has a stated expiration in December 2010 and that is renewable for an additional 20 year term at our option. However, the exclusivity provisions of our license have been, and currently are, the subject of negotiations with the Government of Guyana. See “—Regulation of Our GT&T Subsidiary—Other Regulatory Developments” and “Risk Factors—Our exclusive license to provide local exchange and international voice and data services in Guyana is subject to significant political and regulatory risk.”

### *U.S. Operations*

Through our Sovernet subsidiary, which we acquired in 2006, we are a leading competitive integrated voice and broadband data communications services provider in Vermont and western New Hampshire.

*Network.* We provide voice and data services using a network comprised of telecommunications switching and related equipment that we own and telecommunications lines that we typically lease from the incumbent telephone company. We operate a high capacity fiber-optic ring network in Vermont that we use to connect 10 of our largest markets in the state. As of December 31, 2007, we had approximately 33,000 business and 4,600 residential access line equivalents, or ALEs, in billing. ALEs are calculated by determining the number of individual voice or data lines in a high-speed/high-capacity circuit.

*Sales and Marketing.* We sell our services primarily through a direct sales force that assists customers in choosing tailored solutions for their unique communication needs. The direct sales staff focuses on selling integrated voice and data to small and medium-sized businesses and other organizations. The sales force is geographically dispersed to maximize customer acquisition. Residential services are largely sold through advertising and word of mouth. We advertise on television and radio through cooperative arrangements and engage in other promotional activities from time to time.

*Customers.* We focus on two subsets of customers in this market: small to medium sized businesses (or SMBs) and residential customers, with a particular focus on SMBs going forward. Our SMB customers require multiple telephone lines for voice communications, digital subscriber line (or DSL), DS1 and/or DS3 broadband data communications capacity. Our residential customers require voice and data communications (using either DSL or lower-speed, dial-up modems for data communications). As of December 31, 2007, we had approximately 4,000 business accounts and 2,500 residential accounts. We also provide dial-up internet services to thousands of customers in Vermont and western New Hampshire. Due to increased availability of high-speed internet services, our dial-up internet service subscriber base has been declining, which we expect to continue.

*Competition.* We compete for customers by offering customized voice and data solutions designed to meet the specific needs of our two targeted subsets of customers, coupled with superior customer service and competitive pricing. Our primary competitor is Verizon, the incumbent telecommunications provider. In January 2007, Verizon announced that it had reached an agreement to sell its access lines and local telephone business in Vermont, New Hampshire and Maine to an entity owned by Verizon shareholders and Fairpoint Communications, a smaller rural telephone company based in North Carolina. Early in 2008 the FCC approved the transaction and subsequently, all three States have approved the sale. We also compete occasionally with other competitive service providers who target small and medium sized businesses, cable companies and other internet service providers seeking to provide voice and/or data services primarily to residential customers.

### *U.S. Virgin Islands Operations*

Through our Choice subsidiary, we are a leading provider of internet access services in the U.S. Virgin Islands. We provide internet access services throughout the U.S. Virgin Islands, primarily under the domain names viaccess.net and islands.vi. Internet service is provided by dial-up and a variety of wireless broadband technologies. The broadband services include near-line-of-sight (or NLOS) portable wireless capabilities sold under the ClearChoice™ service name and WiFi hotspots and fixed wireless. We also provide fixed wireless digital television services to residential subscribers and hotel rooms. In July of 2005, we launched our new ClearChoice™ service, a NLOS broadband wireless service that allows residential and small business customers to easily self-install the broadband internet service and provides the customer the ability to move service from one location to another. Infrastructure build-outs between 2004 and 2006 significantly expanded the service areas covered by our wireless network which supports both video and data services. We continued to create additional broadband WiFi hotspots to serve the extensive tourist market.

Our data revenues continue to grow. In 2007, the trend of the previous year continued with an increase in customer demand for broadband access services and a decrease in customer demand for dial-up services. As of the end of 2007, the number of our broadband data customers increased by 48% compared to 2006, due to the continued popularity of our ClearChoice™ service. During 2007, we also accelerated the sale of high capacity fixed wireless data services to some business and governmental customers. During the same period the number of our dial-up subscribers decreased by 17%.

*Network.* In general, our network consists of high-capacity, microwave backbone systems with lower capacity links for NLOS and WiFi access points. Our digital head-end feeds the television network and off-island connectivity is provided by leased, fiber-based interconnections. We have expanded our digital television and data networks over the last four years to support new service capabilities and provide more capacity for new broadband internet customers, although expansion of our data networks in 2007 was at a significantly lower rate than previous years. Beginning in 2004, we built our primary customer access data networks using spectrum licensed from the FCC, which protected the spectrum from interference from other operators. All of our services (other than customer access at our WiFi hotspots) are provided over this licensed spectrum and, therefore, are protected from the interference that often affects services deployed in unlicensed spectrum.

*Sales and Marketing.* We have three retail locations in the U.S. Virgin Islands that account for the majority of customer interaction. We also use direct sales for larger customers, particularly hotels and commercial users of our high-speed data services.

*Customers.* Our services are offered to local residential customers, hotels and lodging facilities, other local businesses and governmental agencies.

*Competition.* Our internet access services compete mostly with the local telephone company, as well as some smaller internet providers. Since 2004, we were the only data network service provider that used licensed spectrum. In 2007, another carrier introduced broadband data services using licensed PCS spectrum and we believe other carriers will soon offer these services using a recently auctioned spectrum band, or other licensed spectrum. We believe we compete for wireless broadband customers based on price, ease of installation, ease of operation and network quality.

### **International Long Distance Services**

Through our GT&T subsidiary, we are the exclusive provider of international long distance voice and data communications into and out of Guyana. We collect a payment from foreign carriers for handling international long distance calls originating from the foreign carriers' country and terminating in Guyana. We make a payment to foreign carriers for international calls from Guyana terminating in

the foreign carrier's country and are entitled to collect from our subscribers (and from competing wireless carriers), a rate that is regulated by the Public Utilities Commission of Guyana.

For fiscal years 2005, 2006 and 2007, our revenues from international long distance services were 44%, 30% and 28%, respectively, of our consolidated revenues. Most of these revenues were from collecting settlement rate payments, which are paid in U.S. dollars, for international long distance calls into Guyana from other countries.

For fiscal years 2005, 2006 and 2007, inbound international long distance traffic (together with outbound collect which also entitles us to receive a settlement rate payment), was approximately 85% of our total minutes of international long distance traffic as shown in the table below:

	International Traffic					
	2005		2006		2007	
	(minutes in thousands)					
Inbound paid and outbound collect . . . . .	156,857	85%	164,553	86%	172,614	84%
Outbound paid . . . . .	27,386	15%	26,271	14%	32,234	16%
Total . . . . .	184,243	100%	190,824	100%	204,848	100%

We estimate that approximately one million Guyanese live in the United States, Canada and the United Kingdom and drive this profitable traffic to Guyana. With respect to outgoing international traffic, during the past three years, amounts collected by us for outbound international traffic have in the aggregate exceeded the payments due to foreign carriers for such traffic, as the average rate we pay for outgoing international traffic has declined as well.

The rates at which we collect fees from foreign carriers for handling incoming international long distance calls, and the rates at which we pay foreign carriers for handling outgoing international calls, are established by agreement between us and the foreign carriers, and can be affected by maximum limits set by foreign telecommunications regulators, such as the Federal Communications Commission (or the FCC), as to how much carriers under their jurisdiction may pay for the termination of an international traffic in another country.

*Network.* Our international long distance network is linked with the rest of the world principally through our ownership of a portion of the Americas II undersea fiber optic cable, which was commissioned in October 2000. We own capacity in four international fiber optic cables—the Americas I cable, which runs from Brazil to Trinidad, the U.S. Virgin Islands and the mainland United States, the Columbus II cable, which runs from the Caribbean region to the Azores, the Eastern Caribbean Fiber System (or ECFS) cable from Trinidad to Tortola and the Americas II cable which runs from Brazil through the Caribbean to the United States with a branch through French Guiana, Suriname and Guyana. We also lease capacity on Intelsat satellites. We have two Standard B earth stations, which provide both international and local services, and provide a partial back-up to our fiber optic cable capacity. In response to a lengthy outage resulting from an accidental cut on the international portion of the Americas II cable in May 2007, we increased our satellite back-up capacity and modified our arrangements with international carriers in an effort to approach 100% voice redundancy. Also, in late 2007, we began investigating the possibility of building a new undersea fiber optic cable to Guyana. This cable, if completed, would provide us with a more robust redundancy, together with the capacity to meet growing data demands in Guyana, including the government's plans for a major, new technology park.

*Sales and Marketing.* Our international long distance business is driven mainly by the population of Guyanese living abroad and the number of people in Guyana capable of initiating and receiving international long distance calls, which consists of wireline telephone customers and all of the wireless

subscribers in Guyana (including subscribers of other wireless service providers). We do not market long distance service independent of domestic wireline and wireless services.

*Customers.* With respect to outgoing international long distance calls, our customers consist of our local wireline customers and wireless subscribers (including the customers of competing wireless carriers). With respect to incoming international long distance calls, we receive payments from foreign carriers, especially AT&T and IDT Corporation. For 2005, 2006 and 2007, AT&T accounted for approximately 8%, 19% and 22%, respectively, and IDT Corporation accounted for approximately 14%, 10% and 8%, respectively, of our consolidated revenue. This includes revenue from AT&T generated by our other operating subsidiaries, such as Commnet. See Note 2 to the Consolidated Financial Statements included in this Report.

*Competition.* We have the exclusive right to provide domestic fixed and international voice and data services in Guyana pursuant to a license that has a stated expiration in December 2010 and that is renewable for an additional 20 year term at our option. However, the exclusivity provisions of our license have been, and currently are, the subject of negotiations with the Government of Guyana. See “—Regulation of Our GT&T Subsidiary—Other Regulatory Developments” and “Risk Factors—Our exclusive license to provide local exchange and international voice and data services in Guyana is subject to significant political and regulatory risk.” In addition, we have become aware of efforts to bypass our international exchange and avoid paying us termination fees. We have taken action against local companies and individuals who are engaging in these efforts. In addition, we have made complaints to various foreign carriers and regulatory bodies in an effort to protect our network and our rights under our license. We will continue to monitor these activities and move vigorously to defend our interests. See “Risk Factors—Any significant decline in the price or volume of international long distance calls to Guyana could adversely affect our financial condition and results.”

## **Employees**

As of December 31, 2007, we had 823 employees (784 full-time and 39 part-time), approximately 640 of whom were employed by our GT&T subsidiary. At the holding company level, we employ the executive management team and minimal staff. More than half of the GT&T full-time work force is represented by the Guyana Postal and Telecommunications Workers Union. GT&T’s contract with the union expires in September 2008. We do not have any union employees in Bermuda or the United States. We consider our employee relations to be satisfactory.

## **Regulation**

Our telecommunications operations are subject to extensive governmental regulation. The following summary of regulatory developments and legislation does not purport to describe all present and proposed federal, state, local, and foreign regulation and legislation that may affect our businesses. Please refer to Note 12 of the Consolidated Financial Statements included in this Report for a more detailed discussion of regulatory and litigation matters that concern our business.

Legislative or regulatory requirements currently applicable to our businesses may change in the future and legislative or regulatory requirements may be adopted by those jurisdictions that currently have none. Any such changes could impose new obligations on us that would adversely affect our operating results.

### **Regulation of Our GT&T Subsidiary**

We are subject to regulation in Guyana under the provisions of our licenses from the Government of Guyana, the Guyana Public Utilities Commission Act of 1999 (or PUC Law) and the Guyana Telecommunications Act 1990 (or Telecommunications Law). The Public Utilities Commission of Guyana (or PUC) is an independent statutory body with the principal responsibility for regulating

telecommunications services in Guyana. We also have certain significant rights and obligations under our agreement with Guyana pursuant to which we acquired our interests in GT&T in 1991, which we refer to as the Guyana Agreement.

*Licenses.* We provide domestic fixed and international data services in Guyana pursuant to a license from the Government of Guyana granting us the exclusive right to provide: public telephone, radio telephone, and pay telephone services; domestic fixed; international voice and data services; sale of advertising in any telephone directories; and, switched or non-switched private line service. Rates for most of our services must be approved by the PUC. The license, which was issued in December 1990, has a 20-year term and is renewable for an additional 20 year term at our option. We provide wireless telephone service in Guyana pursuant to a non-exclusive license from the Government of Guyana. Our wireless license also was granted in December 1990 and has a 20 year term, which is renewable for an additional 20-year term at our option.

*Guyana Agreement.* In 1991, we entered into the Guyana Agreement, pursuant to which we agreed to provide telecommunications services for public use in Guyana, including completing by February 1995 a significant expansion of those services, in exchange for a minimum return of 15% per annum on GT&T's capital dedicated to public use (or rate base). Based on a rate of return methodology consistent with the practices and procedures of the FCC, we believe the rate base includes GT&T's entire property, plant and equipment. The PUC, however, has disallowed or challenged several million dollars of franchise rights and working capital that we believe should be included in the rate base. The Guyana Agreement also provides that, upon non-renewal of our exclusive wireline license, the Government of Guyana will be entitled to purchase our interest in GT&T or the assets of GT&T upon mutually agreed upon terms or, absent such agreement, as may be determined by arbitration before the International Center for the Settlement of Investment Disputes.

*PUC Law and Telecommunications Law.* The PUC Law and the Telecommunications Law provide the general framework for the regulation of telecommunications services in Guyana. The PUC has authority to set rates and has certain powers to monitor our compliance with our exclusive wireline license and to require us to supply it with such technical, administrative and financial information as it may request. While we have challenged its position, the PUC claims broad authority to review and amend any of our programs for development and expansion of facilities or services.

We believe that the PUC has failed to adhere to the provisions of the Guyana Agreement guaranteeing us a minimum 15% per annum return on GT&T's rate base as required under the current PUC Law and predecessor statutes in effect since 1990. For a description of recent actions of the PUC, see Note 12 to the Consolidated Financial Statements included in this Report.

*Regulatory Developments.* Since 2001, the Government of Guyana has stated its intention to introduce additional competition into Guyana's telecommunications sector, including conducting formal discussions with GT&T in 2002 regarding this matter. Most recently, in February and March 2008, at the request of the Government, GT&T met with high-ranking members of the Government to discuss potential modifications of GT&T's exclusivity rights and the introduction of competition for domestic fixed (local exchange) and international voice and data services. We believe that such competition is precluded by the exclusivity provisions of our license, which has a stated expiration in December 2010 and is renewable for an additional 20 year term at our option.

We believe that any early termination of our exclusivity would require our consent and appropriate compensation to GT&T, including but not limited to, an adjustment of service rates to reflect the real economic cost to GT&T of providing such services. Further, we believe that certain modifications to the legal and regulatory regime governing the telecommunications market sector in Guyana would be needed, as well as the satisfactory resolution of certain long-standing claims between us and the Government relating to certain tax and other matters (as described in Note 12 to the Consolidated Financial Statements included in this Report), for us to consider voluntarily relinquishing GT&T's rights by law and contract to be the exclusive provider of international voice and data services in Guyana. Although discussions are currently in preliminary stages and are ongoing, the Government has indicated to us a desire to introduce competition in international services in late 2008.

At this time, we do not know if there will be any regulatory developments in Guyana that will have the effect of terminating or limiting our exclusive international or domestic fixed license, and if so, the timing of any such developments and whether they would be pursuant to an agreement between us and the Government. Other than entering into such an agreement on terms acceptable to us, we would seek to enforce GT&T's rights by law and contract to be the exclusive provider of international voice and data services in Guyana. Although we believe that we would be entitled to damages for any involuntary termination of that license, we cannot guarantee that we would prevail in any court or arbitration proceeding. See "Risk Factors—Our exclusive license to provide local exchange and international voice and data services in Guyana is subject to significant political and regulatory risk" and "Management's Discussion and Analysis of Financial Condition and Results of Operations—Recent Developments" and Note 12 to the Consolidated Financial Statements included in this Report.

In March 2006, the National Frequency Management Unit (or NFMU) reallocated the GSM 900 MHz spectrum, which was previously divided into two 24 MHz bands (awarded to GT&T and CelStar Guyana, Inc.), into four 12 MHz bands, with the expectation of licensing two additional wireless providers. The limited spectrum allocation created significant problems for operators and their customers because of the constraints it imposed on network capacity in the Georgetown area. This area has a very dense population and constitutes over 40% of total wireless use in Guyana. The Government granted GT&T additional GSM 1800 MHz spectrum in May 2006. GT&T deployed equipment in this spectrum band which significantly reduced congestion in higher traffic areas.

In November 2006, Digicel, which operates a cellular 900 MHz service in other Caribbean countries, announced that it had acquired the assets of CelStar Guyana Inc., or CSG, our then existing nationwide wireless competitor, including CSG's mobile license. As a result, Digicel withdrew its request to the Government of Guyana for a separate mobile license which it had submitted prior to the acquisition. Also, Digicel caused CSG to withdraw CSG's previously submitted application for a second license in the GSM 900 MHz band under the name and in the corporate entity of U-Mobile.

In January 2007, the PUC issued a ruling allowing cellular companies the freedom to set peak rates within a floor of G\$7.00 (approximately US \$0.035) and a ceiling of G\$32.00 (approximately US\$0.16), with an off-peak ceiling of not less than 12% below the peak ceiling. Digicel has been offering promotions that appear to us to violate the floor on cellular rates. We believe the PUC has discriminately enforced the new minimum and maximum rates in favor of GT&T's primary competitor and, in late 2007, GT&T filed a lawsuit contesting the PUC's enforcement. In addition, the PUC has expressed its intent to revisit the floor rate.

In January 2007, the PUC also directed GT&T and Digicel to initiate per second billing for cellular service as opposed to the pre-existing practice of per-minute billing. We believe that per-second billing contributed to GT&T's declining wireless revenue. The PUC has proposed, and held hearings on, requiring per second billing in place of the current per minute billing practices in international long distance services. The expansion of per second billing to non-mobile services could have a material adverse effect on our financial results.

*FCC Rule-Making and International Long Distance Rates.* The actions of telecommunications regulators, especially the FCC, affect the settlement rate payable by foreign carriers to GT&T for handling incoming international long distance calls. In 1997, the FCC adopted mandatory international accounting and settlement rate benchmarks for many countries. In January 2002, the FCC reduced the settlement rate benchmark for low-income countries, including Guyana from \$0.85 to \$0.23 per minute. The reduction in the settlement rate resulted in a substantial reduction in inbound international telecommunication revenue. See “Management Discussion and Analysis of Financial Condition and Results of Operations—Overview.” In 2002, and again in 2003, AT&T proposed further reductions in the settlement rate benchmarks for many countries, including Guyana, and requested that the FCC initiate a rule-making to consider the issue. While the FCC rejected AT&T’s request in early 2004, it indicated that it will continue to monitor and evaluate settlement rate benchmarks.

## **U.S. Federal Regulation of Our Commnet, Sovernet, and Choice Subsidiaries**

Our operations in the United States and the U.S. Virgin Islands are governed by the Communications Act of 1934, as amended (or Communications Act), among other regulatory regimes. The Communications Act contains provisions specifically applicable to our wireless services, as well as provisions applicable to both our wireless and landline services.

### *Wireless Services*

The FCC regulates the licensing, construction, operation, acquisition and sale of wireless systems in the United States.

*Licenses.* We provide our wireless services under various commercial mobile radio services (or CMRS) licenses and broadband radio service (or BRS) licenses granted by the FCC and pursuant to leases of spectrum from FCC-licensed operators. Some of these licenses are site-based while others cover specified geographic market areas, typically Basic Trading Areas (or BTAs), as defined by the FCC. The FCC generally grants all CMRS and BRS licenses through an auction process, after determining how many licenses to make available in particular frequency ranges and the terms on which the license auction will be conducted.

*License Renewals.* These licenses generally have a 10-year term and are renewable upon application to the FCC. Licenses may be revoked for cause, and license renewal applications may be denied if the FCC determines that renewal would not serve the public interest, convenience, or necessity. At the time of renewal, if we can demonstrate that we have complied with applicable FCC rules and policies and the Communications Act, then the FCC will award a renewal expectancy to us and will generally renew our existing licenses without considering any competing applications. If we do not receive a renewal expectancy, then the FCC will accept competing applications for the license and conduct a comparative hearing. In that situation, the FCC may award the license to another applicant. While our licenses have been renewed regularly by the FCC in the past, there can be no assurance that all of our licenses will be renewed in the future.

The FCC may deny applications and, in extreme cases, revoke licenses, if it finds that an entity lacks the requisite “character” qualifications to be a licensee. In making that determination, the FCC considers whether an applicant or licensee has been the subject of adverse findings in a judicial or administrative proceeding involving felonies, the possession or sale of unlawful drugs, fraud, antitrust violations, or unfair competition, employment discrimination, misrepresentations to the FCC or other government agencies, or serious violations of the Communications Act or FCC regulations. To our knowledge, there are no activities and no judicial or administrative proceedings involving either us or the licensees in which we hold a controlling interest that would warrant such a finding by the FCC.

With respect to some of our licenses, if we were to discontinue operation of a wireless system for a period of at least 90 continuous days, our license for that area would be automatically forfeited.



*License Acquisitions.* The FCC's prior approval is required for the assignment or transfer of control of a license for a wireless system. Before we can complete a purchase or sale, we must file appropriate applications with the FCC, which the FCC then puts on public notice, typically providing the public with 14 days to oppose or comment on the proposed transaction. In addition, the FCC has implemented disclosure obligations that require licensees that assign or transfer control of a license acquired in an auction within the first three years of the license term to file associated sale contracts, option agreements, management agreements, or other documents disclosing the total consideration that the licensee would receive in return for the transfer or assignment of its license. Non-controlling minority interests in an entity that holds a FCC license generally may be bought or sold without FCC approval, subject to any applicable FCC notification requirements.

The FCC now permits licensees to lease spectrum under certain conditions including either notice to the FCC or prior approval from the FCC, depending on the level of control retained by the Licensee. Spectrum leasing provides additional flexibility for wireless providers to structure transactions and creates additional business and investment opportunities. We are leasing spectrum in certain areas. Further, the FCC now engages in a case-by-case review of proposed transactions (license agreements and leases) in which an entity would be attributed an interest in ownership of certain amounts of CMRS spectrum. We believe the FCC's recent changes could further increase the ability of wireless operators to attract capital or to make investments in other wireless operators.

The Company, through a subsidiary, filed an application with the FCC to participate in the FCC's auction (FCC Auction No. 73) of 700 MHz spectrum being re-claimed by the FCC from the broadcast industry and sold by the FCC to the wireless industry. That auction began on January 24, 2008, and was still in progress as of March 10, 2008. The Company made a timely upfront deposit with the FCC prior to the start of the auction and is a qualified bidder in the auctions. Under FCC rules, the Company is prohibited from publicly disclosing the specifics of its bidding strategy, such as the amount of its upfront deposit, those specific licenses it desires to bid upon, or the amount it might be willing to bid for any specific license, until the FCC lifts its "anti-collusion rule," which the FCC will do following the completion of the auction.

*Other Requirements.* Wireless providers must satisfy a variety of FCC requirements relating to technical and reporting matters. One requirement of wireless providers is the coordination of proposed frequency usage with adjacent wireless users, permittees, and licensees in order to avoid interference between adjacent systems. In addition, the height and power of wireless base station transmitting facilities and the type of signals they emit must fall within specified parameters. Also, CMRS operators must be able to transmit 911 calls from any qualified handset without credit check or validation and are required to provide the location of the 911 caller within an increasingly narrow geographic range. CMRS operators are also required to provide 911 service for individuals with speech and hearing disabilities.

The radio systems towers that we own and lease are subject to Federal Aviation Administration and FCC regulations that govern the location, marking, lighting, and construction of towers and are subject to the requirements of the National Environmental Policy Act, National Historic Preservation Act, and other environmental statutes enforced by the FCC. The FCC has also adopted guidelines and methods for evaluating human exposure to radio frequency emissions from radio equipment. We believe that all of our radio systems on towers that we own or lease comply in all material respects with these requirements, guidelines, and methods.

In August 2005, the FCC initiated a proceeding to review the rules governing roaming services, or arrangements between CMRS operators when one operator's subscribers make or receive calls over a second operator's network. We cannot predict the net impact on us of any changes in the roaming rules.

### *Wireless and Wireline Services*

In general, all telecommunications providers are obligated to contribute to the federal Universal Service Fund (or USF), which is used to promote the availability of wireline and wireless telephone service to individuals and families qualifying for federal assistance, households located in rural and high-cost areas, and to schools, libraries and rural health care providers. Contributions to the federal USF are based on end user interstate telecommunications revenue. The FCC recently initiated rule makings to consider broad reform of the USF program. We cannot predict the impact on us of any changes in USF policy or rules. Some states have similar programs which require contribution based on end user intrastate telecommunications revenue.

Amendments to the Communications Act encourage competition in local telecommunications markets by removing barriers to market entry and imposing on non-rural incumbent local exchange carriers (or ILECs), among other things, duties to:

- negotiate interconnection agreements at any technically feasible point on just, reasonable, and non-discriminatory rates, terms, and conditions;
- provide access to certain unbundled network elements (or UNEs), such as local loops and interoffice transport, or combinations of UNEs at nondiscriminatory, cost-based rates in certain circumstances;
- provide physical collocation, which allows competitive local exchange carriers (or CLECs), such as Sovernet, to install and maintain its network termination equipment in an ILEC's central office or to obtain functionally equivalent forms of interconnection under certain circumstances;
- provide access to poles, ducts, conduits, and rights-of-way on a reasonable, non-discriminatory basis;
- offer retail local telephone services to resellers at discounted wholesale rates;
- when a call originates on its network, compensate other telephone companies for terminating or transporting the call;
- provide dialing parity, which ensures that customers are able to route their calls to telecommunications service providers without having to dial additional digits;
- provide notice of changes in information needed for another carrier to transmit and route services using its facilities; and
- provide telephone number portability, so customers may keep the same telephone number if they switch service providers.

In addition, under Section 271 of the Communications Act, the Bell Operating Companies (or BOCs) have an obligation to provide certain network elements, including elements (for example, local switching) that have been removed from the mandatory list of network elements that must be unbundled under Section 251 of the Communications Act. The BOCs are required to provide Section 271 network elements under a "just and reasonable" pricing standard. Over time, the FCC has removed the BOC's obligation to provide certain network elements under Section 271. There can be no assurance that the FCC will not continue to exercise its authority to remove other Section 271 network element obligations in the future. Any such action by the FCC may have an adverse effect on Sovernet's financial condition or operations. Sovernet operates in a region where the ILEC is required to comply with the above-mentioned statutory provisions, and, accordingly, has benefited from the reduced costs in acquiring required communication services, such as ILEC interconnection, and has benefited from the right to receive compensation for the termination of traffic. Provisions relating to interconnection, telephone number portability, equal access, and resale could, however, subject us to increased competition and additional economic and regulatory burdens.

Choice has not similarly benefited from these provisions, because, in contrast to Sovernet, Choice operates in a region where the ILEC is classified as a rural ILEC, such that under Section 251(f) of the Communications Act, the rural ILEC is exempt from certain unbundling and other obligations that are set forth in Section 251(c) of the Communications Act.

### ***Internet Services***

We provide internet access services as an internet service provider (or ISP). The FCC has classified such services as information services, so they are not subject to various regulatory obligations that are imposed on common carriers, such as paying access charges or contributing to the Universal Service Fund. The FCC generally preempts state and local regulation of information services. On September 23, 2005, the FCC issued a general policy statement regarding neutral access to and operation of the internet. SBC and Verizon, the two largest ILECs, agreed to conduct their businesses in compliance with the FCC policy as a condition of the FCC's approval of their acquisitions of AT&T and MCI, respectively. We, however, do not know to what extent or in what context the FCC will enforce these policies, and whether the FCC will constrain any ILEC actions taken in contravention of these policies. There may be new legislation or further FCC action to address access to the internet, and we cannot predict the impact of any such actions on our results or operations.

### **State Regulation of Our Commnet and Sovernet Subsidiaries**

Federal law preempts state and local regulation of the entry of, or the rates charged by, any CMRS provider. As a practical matter, we are free to establish rates and offer new products and service with a minimum of regulatory requirements. The states in which we operate maintain nominal oversight jurisdiction. For example, although states do not have the authority to regulate the entry or the rates charged by CMRS providers, states may regulate the "other terms and conditions" of a CMRS provider's service. Most states still maintain some form of jurisdiction over complaints as to the nature or quality of services and as to billing issues. Since states may continue to regulate "other terms and conditions" of wireless service, and a number of state authorities have initiated actions or investigations of various wireless carrier practices, the outcome of these proceedings is uncertain and could require us to change certain of our practices and ultimately increase state regulatory authority over the wireless industry. States and localities assess on wireless carriers taxes and fees that may equal or even exceed federal obligations.

The location and construction of our wireless transmitter towers and antennas are subject to state and local environmental regulation, as well as state or local zoning, land use and other regulation. Before we can put a system into commercial operation, we must obtain all necessary zoning and building permit approvals for the cell site and tower locations. The time needed to obtain zoning approvals and requisite state permits varies from market to market and state to state. Likewise, variations exist in local zoning processes. If zoning approval or requisite state permits cannot be obtained, or if environmental rules make construction impossible or infeasible on a particular site, our network design might be adversely affected, network design costs could increase and the service provided to our customers might be reduced.

### **Regulation of Our Choice Subsidiary**

Our operations in the U.S. Virgin Islands are regulated by the FCC and governed by the Communications Act. Like other states, the U.S. Virgin Islands has a Public Services Commission (or PSC) that oversees public utilities including the local telephone company. While we are not regulated by the PSC, we often appear before the PSC in our efforts to provide competitive telecommunications services in the U.S. Virgin Islands.

In 2002, we petitioned the PSC for classification as an “Eligible Telecommunications Carrier” (or ETC), which would permit us to apply for Universal Service Fund (or USF) support to deploy telecommunications services in the U.S. Virgin Islands. In 2004, the PSC concluded that it lacked jurisdiction to decide this issue and directed the petition to the FCC. In January 2005, we filed a petition for ETC status with the FCC, which remains pending. If we are designated an ETC, a significant capital investment may be necessary to build out the capabilities to sustain the ETC designation and meet the requirements for federal USF support. In addition, the FCC recently initiated rule making proceedings proposing broad reform of the USF program.

In July 2004, the FCC released an Order revising the rules and spectrum band plan applicable to the Broadband Radio Service and Educational Broadband Service. These are the spectrum bands Choice uses to operate its video and broadband data services. The new rules restructure these bands and could materially impact Choice’s operations and customers if Choice is required to transition to the new band plan. The FCC has stated that it will consider requests for waiver of the new band plan requirements on a case-by-case basis and described the circumstances under which waivers would be granted. To date, the FCC has granted waivers to at least three entities similar to Choice. On April 30, 2007, Choice filed a waiver request with the FCC that subsequently was contested by Sprint Nextel Corporation, among others. This proceeding remains pending at the FCC.

In a separate proceeding in September 2005, the FCC released an order reallocating to Advanced Wireless Services (or AWS) another spectrum band used by Choice for its broadband data service. In 2005, in anticipation of the spectrum reallocation, Choice obtained from the FCC additional spectrum in which to operate in order to offset any net reduction in the amount of spectrum available to it. In September 2006, the FCC completed an auction of spectrum to new licensees of AWS. As a result, at an unidentified future date, Choice will be required to relinquish some spectrum to AWS and relocate certain operations to different spectrum. However, we believe any disruption to operations by relocating to accommodate new AWS licensees will be mitigated by the FCC’s relocation and compensation rules which specify a mandatory, multi-year negotiation period and relocation to comparable facilities with the costs borne by the party precipitating the relocation.

### **Regulation of Our BDC Affiliate**

In Bermuda, our BDC affiliate is subject to Bermuda’s Telecommunications Act of 1986, as amended. In November 2005, the Minister of Telecommunications and Technology directed BDC to cease offering certain data services through its “Bull” branded wireless modem. BDC challenged the directive in Bermuda court claiming that the directive contravenes BDC’s license to provide data services and BDC’s long history of providing data services. In June 2006, the court ruled in favor of BDC. The ministry filed an appeal which was decided in favor of BDC in November 2007.

In August 2006 and in January 2007, the Bermuda Ministry of Telecommunications & E-Commerce released consultation documents seeking comment on a new regulatory framework for the telecommunications industry. The ministry asked current telecommunications service providers to comment on methods to liberalize the telecommunications industry in Bermuda including converting existing service-specific licenses to Unified Domestic Licenses (or UDLs) that permit any licensed carrier (whether historically a wireless, wireline, data or international licensee) to offer any type of service. BDC has actively participated in the process at the ministry to make its position known. There was little public progress on this issue in 2007, but in February 2008 the new Minister of Telecommunications reiterated the government’s intention to proceed with a UDL-based scheme and to create an independent regulatory body for telecommunications.

## **Taxation—Guyana**

GT&T's worldwide income is subject to Guyanese tax at a rate of 45% of taxable income. The Guyana Agreement provides that the repatriation of dividends to Atlantic Tele-Network and any payment of interest on GT&T debt denominated in foreign currency are not subject to withholding taxes. It also provides that fees payable by GT&T to Atlantic Tele-Network or any of its subsidiaries for management services shall be payable in foreign currency and shall not be subject to currency restrictions or withholding or other Guyana taxes. GT&T has a number of tax issues pending before the Guyana revenue authorities or the Guyana courts. See "Risk Factors—Risk Relating to Our Wireless and Wireline Services in Guyana—GT&T is engaged in significant tax disputes with the Guyanese tax authorities which could adversely affect our financial condition and results of operations" and Note 10 to the Consolidated Financial Statements included in this Report.

## **Taxation—United States**

As a U.S. corporation, Atlantic Tele-Network is subject to U.S. federal income taxation on its worldwide net income, currently at rates up to 35% of taxable income. Due to the 2005 acquisition of Commnet Wireless, LLC and its classification as a domestic partnership for U.S. tax purposes, Atlantic Tele-Network has included its pro rata share of Commnet's taxable income in its U.S. taxable income. In February 2006, Atlantic Tele-Network acquired Sovernet, Inc., also a domestic based company.

In general, a U.S. corporation is only subject to U.S. taxation on the earnings and profits (or E&P) of a foreign corporation when such E&P is actually distributed. However, there are exceptions for certain types of income of a controlled foreign corporation (or CFC) that may require E&P to be included in the United States parent's taxable income before it is actually distributed.

GT&T is a CFC for purposes of the Subpart F provisions of the Internal Revenue Code of 1986, as amended, (or the Code). Under those provisions, Atlantic Tele-Network may be required to include in income certain E&P at the time such E&P are earned by GT&T, or at certain other times prior to being distributed to Atlantic Tele-Network. These earnings are referred to as "Subpart F" income. In general, to the extent E&P are distributed in a later year, the previously taxed amounts are not subject to U.S. taxation upon the distribution. Pursuant to the foreign tax credit provisions of the Code, and subject to complex limitations contained under those provisions, Atlantic Tele-Network is entitled to credit foreign withholding taxes on dividends or interest received, and foreign corporate income taxes of its subsidiaries paid with respect to income distributed as dividends or income inclusions under Subpart F from such subsidiaries, against Atlantic Tele-Network's U.S. federal income tax.

On October 22, 2004, the American Jobs Creation Act, which addressed multiple areas of U.S. taxation, was signed into law. For Atlantic Tele-Network, the most relevant sections included an increased carryforward period of certain foreign tax credits from 5 years to 10 years and increased ability to offset Alternative Minimum Tax (or AMT) with foreign tax credits. As of the end of 2006, Atlantic Tele-Network has a foreign tax credit carryforward of approximately \$16.9 million. These credits begin expiring in 2011. Based upon current projections and planning, Atlantic Tele-Network currently estimates that it is more likely than not that \$11.6 million of these credits will expire unutilized. It has therefore placed a valuation allowance of \$11.6 million against the foreign tax credit carryforward. Historically, Atlantic Tele-Network's overall effective tax rate exceeds the effective tax rates for Guyana and the U.S. The higher effective tax rate is attributable to reserves provided for uncertain tax positions in Guyana, the operating losses with respect to Choice Communications that Atlantic Tele-Network has not been able to derive any tax benefits from and state taxes that have resulted from the acquisition of Commnet.

A U.S. corporation is classified as a Personal Holding Company (or PHC) if (a) more than 50% of its capital stock is owned directly or indirectly by or for five or fewer individuals (or pension plans); and (b) at least 60% of its adjusted ordinary gross income consists of certain types of income

(principally passive income, including interest and dividends) included in the Code definition of “PHC Income.” For any taxable year that a corporation is a PHC, the “undistributed personal holding company income” of such corporation for that year (i.e., the net income of the corporation as reflected on its U.S. corporate income tax return, with certain adjustments, minus, in general, federal income tax and dividends distributed or deemed distributed for this purpose) would be subject to an additional PHC tax of 15%. Atlantic Tele-Network satisfied the above ownership criterion prior to its July 2006 common stock offering but we believe Atlantic Tele-Network did not satisfy the income criterion for classification as a PHC for the relevant years.

### **Available Information**

Our website address is [www.atni.com](http://www.atni.com). The information on our website is not incorporated by reference in this Report and you should not consider information provided on our website to be part of this Report. You may access, free of charge, our annual reports on Form 10-K, quarterly reports on Form 10-Q and current reports on Form 8-K, plus amendments to such reports as filed or furnished pursuant to Section 13(a) or 15(d) of the Securities Exchange Act of 1934, as amended, through the “Financial Statements and Federal Filings” portion of our website as soon as reasonably practicable after we electronically file such material with, or furnish it to, the Securities and Exchange Commission. In addition, paper copies of these documents may be obtained free of charge upon request by writing to us at 10 Derby Square, Salem, Massachusetts 01970, Attention: Investor Relations, or by calling us at (978) 619-1300.

We have adopted a written Code of Ethics that applies to all of our employees and directors, including, but not limited to, our principal executive officer, principal financial officer, and principal accounting officer or controller, or persons performing similar functions. Our code of conduct may be obtained free of charge upon request by writing to us at the above address.

### **ITEM 1A. RISK FACTORS**

In addition to the other information contained in, or incorporated by reference into, this Report, you should carefully consider the risks described below which could materially affect our business, financial condition or future results. These risks are not the only risks facing us. Additional risks and uncertainties not presently known to us or that we currently believe are immaterial also may materially adversely affect our business, financial condition and/or results of operations.

#### **Risks Relating to Our Wireless and Wireline Services in Guyana**

*Our exclusive license to provide domestic fixed and international voice and data services in Guyana is subject to significant political and regulatory risk.*

Since 1991, our subsidiary GT&T has operated in Guyana pursuant to a license from the Government of Guyana to be the exclusive provider of domestic fixed and international voice and data services pursuant to a license that has a stated expiration in December 2010 and that is renewable for an additional 20 year term at our option. Since 2001, the Government of Guyana has stated its intention to introduce additional competition into Guyana’s telecommunications sector, including conducting formal discussions with GT&T in 2002 regarding this matter. Specifically, Guyana Government officials have publicly stated their intention to revoke or terminate the license and have made efforts to enact legislation that would allow for competition in areas that are precluded by the exclusivity term. In addition, the telecommunications regulatory body in Guyana initiated an action a number of years ago questioning the status and validity of such terms. See “Business—Regulation of Our GT&T Subsidiary.”

Most recently, in February and March 2008, at the request of the Government, GT&T met with high-ranking members of the Government to discuss potential modifications of GT&T's exclusivity rights and the introduction of competition for local exchange and international voice and data services. We believe that such competition is precluded by the exclusivity provisions of our license.

We believe that any early termination of our exclusivity would require our consent and appropriate compensation to GT&T, including but not limited to, an adjustment of service rates to reflect the real economic cost to GT&T of providing such services. Further, we believe that certain modifications to the legal and regulatory regime governing the telecommunications market sector in Guyana would be needed, as well as the satisfactory resolution of certain long-standing claims between us and the Government relating to certain tax and other matter (as described in Note 12 to the Consolidated Financial Statements included in this Report), for us to consider voluntarily relinquishing GT&T's rights by law and contract to be the exclusive provider of local exchange and international voice and data services in Guyana. Although discussions are currently in preliminary stages and are ongoing, the Government has indicated to us a desire to introduce competition in international services in late 2008.

At this time, we do not know if there will be any regulatory developments in Guyana that will have the effect of terminating or limiting our exclusive international or domestic fixed license, and, if so, the timing of any such developments and whether they would be pursuant to an agreement between us and the Government. Other than entering into such an agreement on terms acceptable to us, we would seek to enforce GT&T's rights by law and contract to be the exclusive provider of international voice and data services in Guyana. Although we believe that we would be entitled to damages for any involuntary termination of that license, we cannot guarantee that we would prevail in any court or arbitration proceeding.

We are highly dependent on GT&T for a majority of our revenues and profits. For the year ended December 31, 2007, approximately 57% of our consolidated revenue and approximately 46% of our consolidated net income, respectively, were generated by GT&T. Our international long distance revenues alone accounted for approximately 28% of our consolidated revenues in 2007. A loss of exclusivity on international voice and data service would result in a reduction in the international call traffic that we handle and could also result in a decline in international calling rates and termination fees. As of December 31, 2007, we have invested approximately \$280 million in Guyanese telecommunications infrastructure. Any modification, early termination or other revocation of the exclusive domestic fixed and international voice and data license could adversely affect a majority of our revenues and profits and diminish the value of our investment in Guyana.

***Any significant decline in the price or volume of international long distance calls to Guyana could adversely affect our financial condition and results.***

We collect payments from foreign carriers for handling international long distance calls originating from the foreign carriers' countries and ending in Guyana. The payments, which are based on volume and payment rates, are pursuant to arrangements we have with the foreign carriers and are subject to the actions of telecommunications regulators, such as the U.S. FCC. For the year ended December 31, 2007, our revenues from GT&T's inbound and outbound international long distance services were \$52.6 million (or 28% of our consolidated revenue for 2007) and constituted a significant portion of our profits. Approximately 84% of these revenues and profits were from collecting payments for international long distance calls into Guyana from other countries.

Any decrease in the payment rate or the volume of inbound long distance calls would reduce the amount of the payments we collect. In January 2002, the FCC reduced the payment rate for U.S.-Guyana traffic from \$0.85 per minute to \$0.23 per minute, which negatively impacted GT&T's operating profits. The lowering of the U.S. international settlement rate in 2002 has been followed by a gradual reduction in settlement rates between Guyana and most other countries to \$0.23 per minute or

less. We believe the volume of international long distance voice traffic, particularly outbound traffic, is increasingly being threatened by customers and illegal operators bypassing our international exchange through various means, including sending voice traffic as Voice over Internet Protocol (or VoIP). Further reductions in the payment rates or a decline in inbound international long distance volume, through VoIP, competition or otherwise, would adversely affect our revenues and profits, and would deprive us of a critical source of U.S. currency as payments from foreign carriers to GT&T are in U.S. dollars.

***The regulation of the rates that GT&T may charge for services may adversely affect our profitability, revenue growth and our ability to make additional network investment in Guyana.***

The rates that GT&T may charge for its public services are regulated by the PUC, an independent regulatory body responsible for regulating telecommunications in Guyana. The PUC has authority to set rates for local wireline, outbound international mobile and a range of other services and has broad powers to assess GT&T's compliance with the terms of GT&T's exclusive license with the Government of Guyana. Under that license, GT&T is entitled to charge rates that will enable it to earn an annual minimum rate of return equal to 15% of GT&T's capital dedicated to public use. Unless otherwise agreed to by the parties, the license states that such rates shall be calculated on the basis of GT&T's entire property, plant and equipment in a manner consistent with the practices and procedures of the FCC. The PUC, however, has disallowed or challenged several million dollars of franchise rights and working capital that we believe should be included in the base upon which rates are determined in accordance with the terms of the license (or rate base). Furthermore, although it has not been an issue in recent years, when we have demonstrated under-earning in the past the PUC has often refused to allow an increase in rates to the level we believed necessary to earn the minimum return. Any failure by the PUC to calculate rates in accordance with the rate of return calculation in the license or to allow an increase in rates when we demonstrate under-earning would adversely affect our profitability, revenue growth and our ability to make additional network investment in that country. PUC-proposed per second billing on international calls may have an adverse effect on GT&T's operating results.

In addition, we calculate the rate base in U.S. dollars based on a historical U.S. dollar valuation of dedicated capital, which protects the value of GT&T earnings, to the extent rate increases are allowed, from devaluations in the Guyanese dollar. The PUC has neither approved nor disapproved this method of calculation. If we were required to calculate the rate base based on a Guyanese dollar valuation of dedicated capital, the value of GT&T's earnings would be subject to devaluations in the Guyanese dollar if we are unable to increase rates.

The rates that GT&T may charge for its cellular services are also regulated by the PUC. In January 2007 the PUC established floor and ceiling rates for both pre-paid and post-paid cellular services and required cellular service providers to begin billing on a per second basis rather than a per minute basis. We believe the PUC has discriminately enforced the new minimum and maximum rates in favor of GT&T's primary wireless competitor and, in late 2007, GT&T filed a lawsuit contesting the PUC's enforcement. Any rapid decline in market pricing as a result of these changes, discriminatory enforcement, or competitive forces, without an offsetting increase in volume, would negatively impact the revenues and profits of our wireless business in Guyana.

***GT&T is engaged in significant tax disputes with the Guyanese tax authorities which could adversely affect our financial condition and results of operations.***

GT&T's worldwide income is subject to Guyanese tax at an overall rate of 45%. GT&T has received various income tax assessments from Guyana tax authorities that claim GT&T owes approximately \$23.5 million in additional income taxes for past periods. A substantial portion of this amount is based on the disallowance of 80% of GT&T's deduction for management fees paid to us pursuant to the original investment agreement and related agreements. This management fee is



currently set at approximately 6% of GT&T's revenue. Although we believe that the fee is part of the original contract, is similar to amounts charged by other international telecommunications companies to their foreign subsidiaries for management advisory services and is an appropriate and proper expense, we may not prevail in these tax disputes. In addition, if recently reconvened negotiations result in an overall settlement of outstanding issues with the Government, we might be forced to agree to reduce the amount of, or deductibility of, the management fees. If GT&T is required to pay these additional taxes and/or reduce our management fee, it could have a material adverse effect on our financial condition and results of operations.

### **Other Risks Relating to Our Businesses and Industry**

*Increased competition may adversely affect growth, require increased capital expenditures, result in the loss of existing customers and decrease our revenues.*

We face competition in the markets in which we operate. For example:

- In Guyana, we have faced competition from a nationwide wireless service provider since late 2004 and that competition intensified substantially in 2007 because of the acquisition of that provider in October 2006 by a larger regional operator with operations throughout the Caribbean and having much greater resources than its predecessor. This competitor has been very aggressive in acquiring a substantial share of the market.
- In New England, in addition to other competitive voice and data communications service providers, we compete with a much larger regional carrier, which has greater financial resources, greater economies of scale and may employ more advanced technology than us.
- Commnet's greatest competitive risk is the possibility that its current customers may elect to build or enhance their own networks within the rural market in which Commnet currently provides service, which is commonly known as "over-building." If Commnet's customers, which have greater financial resources and access to capital than it has, determine to over-build, their need for Commnet's roaming services will be significantly reduced or eliminated.
- In Bermuda, BDC competes with the incumbent wireless service provider and a larger regional provider, each of which, because of their greater size and financial resources, have earlier access to the most technologically advanced handsets and have greater negotiating power in purchasing handsets and other equipment from vendors. BDC's market share has declined over the past two years.

Over the last several years, an increase in competition has contributed to a decline in prices for communication services, including local and long distance telephone service, data services and mobile wireless services. Increased competition may decrease prices further. In addition, increased competition could reduce our customer base, require us to invest in new facilities and capabilities and reduce revenues, margins and returns.

***Our retail wireless businesses may not continue to grow at the same rate as in the past.***

The future growth of our retail wireless businesses and affiliates may be constrained by the smaller markets that we serve. In Guyana, the wireless communications market is somewhat smaller than other developing countries and regions. At December 31, 2007, we estimate that the wireless penetration rate (the percentage of a population subscribing to wireless services) in Guyana is more than 50% but the precise number is very hard to estimate in a pre-paid subscriber market. In the fourth quarter of 2007, our wireless revenue and subscribers in Guyana declined on a consecutive quarter basis. Bermuda is also a relatively small wireless market. At December 31, 2007, we estimate that the wireless penetration rate in Bermuda is approximately 80% and BDC's wireless revenues declined over the past two years. Even if competition does not intensify further, it is unlikely that our wireless subscriber levels will continue to grow at the same rate as in the past.

In addition, we believe that some of our pre-paid wireless subscribers in Guyana also subscribe to our primary competitor, which is not unusual amongst pre-paid subscribers in the region. Such a subscriber would appear as a subscriber in our wireless growth numbers as long as he continues to receive calls, however, the revenue potential from such a subscriber may fluctuate widely.

***A significant portion of our U.S. wireless revenue is derived from a small number of customers.***

Our Commnet subsidiary, which accounted for approximately 31% of our consolidated revenue in 2007, generates a substantial majority of its revenues from three national wireless service providers. In 2007, three national wireless service providers together accounted for 89% of Commnet's revenues.

Commnet's relationships with its customers generally are much more financially significant for Commnet than for Commnet's customers, which can give its customers significant leverage in negotiating pricing and other terms. Commnet's current agreements with its two largest customers terminate in mid-2008 and late-2008 and these customers are both requesting lower rates. If we fail to keep any of these customers satisfied with our service offerings or economic terms and lose their business or are unable to renew or enter into new agreements with these customers on beneficial terms (including pricing) to us, we could suffer a substantial loss of revenue, which would have a materially adverse effect on our results of operations and financial condition.

***Our failure to maintain favorable roaming arrangements could have a material adverse effect on our ability to provide service to retail wireless customers who travel outside our coverage area.***

In addition to providing us with significant revenue, the roaming arrangements established by BDC and, to a lesser extent, GT&T enable our retail wireless customers to use the wireless networks of other wireless carriers when they travel outside of our licensed service area. This enables us to offer our customers competitively priced regional and international rate plans that include areas for which we do not own wireless licenses, and this is particularly important to BDC's customers in Bermuda who travel frequently. If we are not able to maintain favorable roaming agreements with other wireless carriers, we may no longer be able to offer these regional and international rate plans and the coverage area and pricing we offer to our customers may not be as attractive relative to the offers from our competitors. This could have a material adverse effect on our future operations and financial condition. When our roaming agreements expire or are terminated, our roaming partners could choose not to renegotiate such agreements and could enter into roaming agreements with other carriers serving our markets or choose not to include our markets in their service offerings altogether. Furthermore, our roaming revenue is highly dependent on the pricing decisions made by our roaming partners. If our markets are not included in our roaming partners' home calling areas and are instead subject to the imposition of additional roaming charges, we could see a loss of roaming minutes and revenue which could have a material adverse effect on our results of operations.

***Our foreign operations are subject to economic, political and other risks that could adversely affect our revenues or financial position.***

Our operations in Guyana and Bermuda may face adverse financial consequences and operational problems due to foreign political or economic changes, such as changes in national or regional political or economic conditions, or laws and regulations that restrict repatriation of earnings or other funds. In addition, we face risks associated with changes in foreign currency exchange rates. Any of these changes could adversely affect our revenues or financial position.

***Regulatory changes may impose restrictions that adversely affect us or cause us to incur significant unplanned costs in modifying our business plans or operations.***

We are subject to U.S. federal, state and local regulations, Bermudian government regulations and Guyanese government regulations, all of which are subject to change. As new telecommunications laws and regulations are issued, we may be required to modify our business plans or operations. We cannot assure you that we can do so in a cost-effective manner. In addition, the failure by us to comply with applicable governmental regulations could result in the loss of our licenses or authorizations to operate, the assessment of penalties or fines or otherwise may have a material adverse effect on the results of our operations.

Sovernet, Commnet and Choice are subject to the Telecommunications Act of 1996 (or 1996 Act). The interpretation and implementation of the provisions of the 1996 Act and the FCC rules implementing the 1996 Act continue to be heavily debated and may have a material adverse effect on our business, particularly our operations in New England. Also, although legislation has not yet been introduced, there have been indications that Congress may substantially revise the 1996 Act in the next few years. We cannot predict what effect any new legislation will have on our businesses.

Sovernet and Commnet are also subject to state regulatory commissions to the extent they provide intrastate services. While we have obtained the necessary certifications to provide service, each state commission retains the authority to revoke our certificate if that commission determines we have violated any condition of our certification or if it finds that doing so would be in the public interest.

While we believe we are in compliance with federal and state regulatory requirements, our interpretation of our obligations may differ from those of regulatory authorities. Both federal and state regulators require us to pay various fees and assessments, file periodic reports and comply with various rules regarding our consumer marketing practices and the contents of our bills, on an on-going basis. If we fail to comply with these requirements, we may be subject to fines or potentially be asked to show cause as to why our certificate of authority to provide service should not be revoked.

In Guyana, we are subject to regulation by the PUC, which has authority to assess GT&T's compliance with the terms of GT&T's exclusive wireline license with the Guyanese government and has regulatory authority over GT&T's wireless service. See "Business—Regulation of Our GT&T Subsidiary."

U.S. federal or state governments (including territorial governments) or the governments of Guyana or Bermuda could adopt regulations or take other actions that might have a material adverse effect on our business. These changes could materially and adversely affect our business prospects and operating results.

***The loss of certain licenses would adversely affect our ability to provide wireless and broadband services.***

In the United States, wireless, PCS and microwave licenses are valid for ten years from the effective date of the license. Licensees may renew their licenses for additional ten-year periods by filing renewal applications with the FCC. Commnet's wireless licenses expire between 2009 and 2018. Choice's wireless licenses expire between 2008 and 2017. The renewal applications are subject to FCC

review and are put out for public comment to ensure that the licensees meet their licensing requirements and comply with other applicable FCC mandates. Failure to file for renewal of these licenses or failure to meet any licensing requirements could lead to a denial of the renewal application and thus adversely affect our ability to continue to provide service in that license area. Furthermore, our compliance with regulatory requirements such as enhanced 911 and CALEA requirements may depend on the availability of necessary equipment or software. Failure to comply with these regulatory requirements may have an adverse effect on our licenses or operations and could result in sanctions, fines or other penalties.

***Rapid and significant technological changes in the telecommunications industry may adversely affect us.***

We face rapid and significant changes in technology. In particular, the telecommunications industry is experiencing significant technological changes, including:

- evolving industry standards;
- the allocation of new radio frequency spectrum in which to license and operate advanced wireless services;
- ongoing improvements in the capacity and quality of digital technology and shorter development cycles for new products and enhancements;
- changes in end-user requirements and preferences;
- the development and adoption of VoIP telephony services;
- convergence between video and data services;
- development of data and broadband capabilities; and
- migration to next-generation services, which may require the purchase of additional spectrum.

For us to keep up with these technological changes and remain competitive, at a minimum we will be required to continue to make significant capital expenditures. Our value to the wireless carriers that are Commnet's customers depends in part on our network's ability to support the services that such carriers' customers demand. For example, mobile high-speed wireless data services, which allow customers of wireless carriers to use the wireless network to send and receive data files and access the internet, have become increasingly popular in the United States. While we offer certain advanced services, such as GSM-EDGE, in certain of our coverage areas, we do not currently offer those services in all areas nor do we currently offer other more advanced services such as UMTS or CDMA EV-DO. As demand for these services continues to grow, we may have difficulty satisfying our customers without substantial upgrades, which could have an adverse effect on our business. Similarly, in other markets, if we do not offer new services that are popular with customers and are offered by competitors, we may have difficulty attracting and retaining subscribers, which will have an adverse effect on our business.

We cannot predict the effect of technological changes on our business. Technological changes may result in increases in our capital expenditures. New technologies may be protected by patents or other intellectual property laws and therefore may not be available to us. Also, alternative technologies may be developed that provide communications service or alternative service superior to that available from us. Rapid changes in technology in our market may adversely affect our business. For example, to accommodate the demand by customers of Commnet's roaming partners for next-generation advanced wireless products such as high-speed data and streaming video, we may be required to purchase additional spectrum. In each of our markets, providing more and higher speed data services through our wireless or wireline networks may require us to make substantial investments in additional telecommunications transport capacity connecting our networks to the internet, and in some cases such

capacity may not be available to us or be available on attractive terms. We cannot assure you that we will gain access to spectrum or capacity at a reasonable cost or at all. Failure to provide these services could have a material adverse effect on our ability to compete with carriers offering these new technologies in our markets.

***We rely on a limited number of key suppliers and vendors for timely supply of equipment and services relating to our network infrastructure. If these suppliers or vendors experience problems or favor our competitors, we could fail to obtain sufficient quantities of the products and services we require to operate our businesses successfully.***

We depend on a limited number of suppliers and vendors for equipment and services relating to our network infrastructure. If these suppliers experience interruptions or other problems delivering these network components on a timely basis, our subscriber or revenue growth and operating results could suffer significantly.

For example, our supplier of replacement parts for our wireless local loop network in Guyana discontinued its manufacturing and support operations, which has caused us, and will continue to cause us, to make significant additional network expenditures in 2007 and beyond. Our initial choice of a network infrastructure supplier can, where proprietary technology of the supplier is an integral component of the network, cause us to be effectively locked into one or a few suppliers for key network components. As a result, we have become reliant upon a limited number of network equipment manufacturers, including GT&T's reliance upon Nortel Networks and BDC's reliance upon Alcatel-Lucent. If it becomes necessary to seek alternative suppliers and vendors, we may be unable to obtain satisfactory replacement suppliers or vendors on economically attractive terms on a timely basis.

***If we lose our senior management, our business may be adversely affected; we rely on local management to run our operating units.***

The success of our business is largely dependent on our executive officers and the executive officers of our operating units, as well as on our ability to attract and retain other highly qualified technical and management personnel. We believe that there is, and will continue to be, strong competition for qualified personnel in the communications industry and in our markets, and we cannot assure you that we will be able to attract and retain the personnel necessary for the development of our business. The loss of key personnel or the failure to attract additional personnel as required could have a material adverse effect on our business, financial condition and results of operations. We do not currently maintain "key person" life insurance on any of our key employees and none of the executives at our parent company are under employment agreements.

We rely heavily on local management to run our operating units. Most of the markets we operate in are small and somewhat isolated and therefore it is particularly difficult attracting and retaining talented and qualified managers and staff in those markets.

***Our network capacity and customer service system may not be adequate and may not expand quickly enough to support our customer growth.***

Our financial and operational success depends on ensuring that we have adequate network capacity and a sufficient customer and operational support systems to accommodate anticipated new customers and the related increase in usage of our network. This includes capacity on our wireline and wireless networks and capacity on our inter- and intra-network transport facilities. Our failure to expand and upgrade our networks and transport facilities to meet the increased usage could impair our quality of service, cause a decline in customer satisfaction and have a material adverse effect on our business. For example, in late 2005 and early 2006 we experienced severe congestion problems on parts of our GSM network in Guyana due to more rapid growth in GSM subscribers than expected and, as a result, we

experienced adverse publicity and negative reaction from our customers and Guyana regulators. See “Business—Regulation of Our GT&T Subsidiary.”

Our wireless network capacity plans in Guyana and Bermuda generally rely on:

- the availability of wireless handsets of the appropriate model and type to meet the demands and preferences of our customers;
- the ability to obtain and construct additional cell sites and other infrastructure equipment;
- the ability to obtain additional spectrum if required; and
- the ability to obtain the capital to expand and upgrade our network.

In addition, we must implement, manage and monitor effective procedures for customer activation, customer service, billing and other support services. Reliance on our customer service functions will increase as we add new customers and offer new services and pricing plans. Our failure to timely and efficiently meet the demands for these services could decrease or slow subscriber growth or delay or otherwise impede billing and collection of amounts owed, which would adversely affect our revenue. We cannot make assurances that our customer service systems and network capacity will expand and adapt quickly enough to keep up with our anticipated customer growth and changes in services, and failure to do so would impair our ability to compete, which would adversely affect our results and financial operations.

***Our wireless and wireline revenues depend on the reliability and performance of our network infrastructure.***

We must operate our wireless and wireline networks so as to minimize any disruption that may occur to our services. The operation and growth of our networks and the implementation of new technologies and services involve operating risks that may disrupt our services and cause losses in revenue. In Guyana, for example, the Americas II fiber optic cable, which connects Guyana with the United States, and over which we provide our international long distance service, has from time to time suffered service outages, including a lengthy outage in May 2007. These outages have been caused by accidental cuts and vandalism occurring along the terrestrial portions of the cable in Guyana and other countries, as well as cuts in the international undersea portions. These cuts have resulted in increased operational and capital expenses, customer dissatisfaction and loss of revenue. Other risks which may also cause interruptions in service or reduced capacity for customers include power loss, capacity limitations, software defects and breaches of security by computer viruses, break-ins or otherwise. Disruptions in our networks and the unavailability of our services could lead to a loss of customers, damage to our reputation and violation of the terms of our licenses and contracts with customers. These failures could also lead to significant negative publicity, regulatory problems and litigation.

***The occurrence of severe weather and natural catastrophes may materially disrupt our operations.***

We operate in Guyana, the U.S. Virgin Islands and Bermuda, which have experienced severe weather conditions over the years including hurricanes, damaging storms and floods. Such events may materially disrupt and adversely affect our business operations. A major hurricane passed directly over Bermuda in 2005 causing major damage to our network and to the island’s infrastructure. Guyana has suffered from severe rains and flooding in two of the last three years. While these events have not had a significant negative impact on the operating results or financial condition of the affected businesses or our overall business, we cannot assure you that these types of events will not have such an impact in the future or that the insurance coverage we maintain for these risks will adequately compensate us for all damage and economic losses resulting from natural catastrophes.

***Concerns about the actual or perceived health risks relating to electromagnetic and radio frequency emissions, as well as the attendant publicity or possible resultant litigation, may have a negative effect on our financial condition or the results of our operations.***

Media and other reports have suggested that electromagnetic and radio frequency emissions from wireless telephone handsets and base stations may cause health problems, including cancer. There is also some concern that these emissions may interfere with the operation of certain electronic equipment, including automobile braking and steering systems. The actual or perceived risks relating to wireless communications devices and base stations, or press reports about these risks, could adversely affect us by, for example, reducing our subscriber growth rate, subscriber base or average use per subscriber and increasing our litigation risk. Actual or perceived risks of wireless handsets or base stations could make it difficult to find attractive sites for base stations and reduce our growth rates, customer base and average usage per customer.

***Our economic interest in our Bermuda affiliate may be reduced in 2008.***

In July 2008, BDC has the option to repurchase from us all, but not less than all, of our 43% equity interest in BDC at a price equal to fair market value and our management fee for providing advisory services to BDC, which equals 6% of BDC's annual revenues, is scheduled to expire. See "Business—Wireless Services—Bermuda Operations". For fiscal years 2005, 2006 and 2007, we recorded equity in earnings of BDC of \$2.9 million, \$2.5 million and \$2.3 million, respectively, and received cash dividends from BDC of approximately \$1.5 million, \$1.7 million and \$1.9 million, respectively. For the same periods, we earned management fees of approximately \$1.2 million, \$1.1 million and \$1.1 million, respectively. If BDC exercises its repurchase rights and we are unable to redeploy the repurchase proceeds in a similarly productive investment, our financial results would be negatively affected.

We have had extensive discussions with BDC's founder, Chief Executive Officer and second largest stockholder and believe we have an agreement-in-principle regarding an alternative to BDC exercising its rights to repurchase our interests. This alternative involves BDC conducting a redemption or repurchase of a portion of the equity held by shareholders other than Atlantic Tele-Network. Such a redemption or repurchase transaction would be subject to definitive documentation, the approval of BDC's board of directors and its stockholders and the ability of BDC to obtain financing and governmental approval. If this transaction is completed, our ownership interest in BDC would increase above 50% and BDC's financial results would be consolidated with our financial results. See "Business—Wireless Services—Bermuda Operations."

***We may be unable to realize the value that we believe exists in businesses that we may acquire.***

To realize the value that we believe exists in any future businesses that we acquire, if any, we must successfully integrate them into our holding company organization. If we are unable to effectively manage their operations or are unable to retain their key employees, we may not realize the value that we believe such businesses hold. In addition, failure to successfully integrate these businesses may have a material adverse effect on our results of operations and financial condition.

## **Risks Related to Our Capital Structure**

***Our debt instruments include restrictive and financial covenants that limit our operating flexibility.***

Our credit facility requires us to maintain certain financial ratios and contains covenants that, among other things, restrict our ability to take specific actions, even if we believe such actions are in our best interest. These include restrictions on our ability to:

- incur additional debt;

- create liens or negative pledges with respect to our assets;
- pay dividends or distributions on, or redeem or repurchase, our capital stock;
- make investments, loans or advances or other forms of payments;
- issue, sell or allow distributions on capital stock of specified subsidiaries;
- enter into transactions with affiliates; or
- merge, consolidate or sell our assets.

Any failure to comply with the restrictions of the credit facility or any subsequent financing agreements may result in an event of default. Such default may allow our creditors to accelerate the repayment of the related debt and may result in the acceleration of the repayment of any other debt to which a cross-acceleration or cross-default provision applies. In addition, these creditors may be able to terminate any commitments they had made to provide us with further funds.

***If we fail to meet our payment or other obligations under the credit facility, the lenders could foreclose on and acquire control of substantially all of our assets.***

In connection with the incurrence of the indebtedness under the credit facility, the lenders received a pledge of our share of the capital stock of all of our subsidiaries, and that of future direct and indirect subsidiaries with some limited exceptions. Additionally, the lenders under our credit facility generally have a lien on all of our U.S. assets. As a result of these pledges and liens, if we fail to meet our payment or other obligations under the credit facility (including meeting or exceeding certain financial measurements), the lenders would be entitled to foreclose on and liquidate substantially all of our assets, to the extent required to pay our obligations under the credit facility. As a result, the holders of our securities may lose a portion of, or the entire value of, their investment in our securities.

***Our Chairman is our largest stockholder and will continue to exert significant influence over us.***

Cornelius B. Prior, Jr., our Chairman and the father of our Chief Executive Officer, beneficially owns, together with related entities approximately 37% of our outstanding common stock. As a result, Cornelius B. Prior, Jr., is able to exert significant influence over all matters presented to our stockholders for approval, including election and removal of our directors and change of control transactions. In addition, as our Chairman, he has and will continue to have significant influence over our overall strategy and business plans. His interests may not always coincide with the interests of other holders of our common stock.

***Low trading volume of our stock may limit our shareholders ability to sell shares and/or result in lower sale prices.***

During the last quarter of 2007, the average daily trading volume of our common stock was approximately 80,000 shares. As a result, shareholders may have difficulty selling a large number of shares of our common stock in the manner or at a price that might be attainable if our common stock were more actively traded. In addition, the market price of our common stock may not be reflective of its underlying value.

***We may not pay dividends in the future.***

Our stockholders may receive dividends out of legally available funds if, and when, they are declared by our Board of Directors. We have paid quarterly dividends in the past, but may cease to do so at any time. Our credit facility limits our ability to pay dividends on, or repurchase, our capital stock. We may incur additional indebtedness in the future that may further restrict our ability to declare and pay dividends. We may also be restricted from paying dividends in the future due to restrictions imposed by state corporation laws, our financial condition and results of operations, capital requirements, covenants contained in our financing agreements, management's assessment of future capital needs and other factors considered by our Board of Directors.



## **ITEM 1B. UNRESOLVED STAFF COMMENTS**

None.

## **ITEM 2. PROPERTIES**

Our corporate headquarters is located at 10 Derby Square, Salem, Massachusetts 01970, where we lease approximately 5,000 square feet of office space. We also lease approximately 9,000 square feet of office space in the Virgin Islands for Choice Communications and our Chairman. GT&T operations are headquartered in Georgetown, Guyana, where GT&T owns approximately 4,000 square feet of office space. Commnet's operations are headquartered in Atlanta, Georgia, where Commnet leases approximately 3,000 square feet of office space. Sovernet operations are headquartered in Bellows Falls, Vermont where it leases approximately 9,000 square feet. The Company also utilizes approximately 324,000 square feet of space for technical operations, including approximately 266,000 square feet of building space owned by GT&T, on approximately 48 acres of land in various locations throughout Guyana. In addition, we lease and own locations for other switch facilities (including international, local, wireless and broadband data), wireless facilities (including towers) and extensive cabling (including an interest in several inter-country fiber cables). We consider our owned and leased properties to be suitable and adequate for our business operations.

## **ITEM 3. LEGAL PROCEEDINGS**

In 1995, the minister of telecommunications of Guyana initiated a proceeding with the PUC alleging that GT&T had breached our 1990 agreement with the Government of Guyana by failing to expand its facilities and telecommunications operations and improve services in Guyana pursuant to an expansion and service improvement plan. Under the agreement, which we entered into in connection with our acquisition of GT&T in January 1991, we agreed to complete the plan within three years and the Government of Guyana agreed to permit us to increase telephone rates during that period upon any devaluations of Guyana currency. The plan was subsequently amended to, among other things, extend the completion deadline to February 1995. While GT&T did not complete the plan by the extended deadline, we believe that the Government of Guyana's failure to timely provide for rate increases upon a significant devaluation of Guyanese currency in March 1991 impeded our efforts and justified our delay in completing the plan. We substantially completed the plan in 1997 and believe that we have satisfied our obligations under the agreement. If the PUC finds us in breach of the agreement, GT&T could be fined, its wireline license could be canceled and it could face other penalties imposed by the PUC. The PUC last held hearings on this matter in 1998.

GT&T is contesting, in the High Court of Guyana, approximately \$7.3 million in income tax assessed by the commissioner of Inland Revenue of Guyana for the years 1991 to 1996. The amount in dispute represents the amount of deductions GT&T claimed during those years for advisory fees payable to Atlantic Tele-Network that were denied by the Commission. In August 1995, the High Court upheld the deductibility of these fees for one of the years in question. In June 1996, the Guyana Commission of Inland Revenue filed a writ with the High Court, which GT&T has opposed, requesting the High Court to set aside this decision. The assessments relating to the remaining 4 years in question have been stayed pending the outcome of the High Court's decision on the Commission's writ. GT&T has received additional assessments for approximately \$6.5 million for the years 1997 to 2000 resulting from the same dispute over the deductibility of fees in those years. GT&T believes that these additional assessments will also be stayed pending the High Court's decision on the Commission's writ.

In November 1997, GT&T requested the High Court to prohibit the commissioner of Inland Revenue from enforcing tax assessments of approximately \$9.7 million for the years 1991 to 1996. GT&T believes that the tax assessments were erroneously calculated based on a faulty audit which was stayed by the High Court prior to completion, resulting in GT&T not receiving notice of, or an

opportunity to respond to, the audit. The High Court has stayed enforcement of the tax assessments pending review of GT&T's request. If GT&T is found liable for any of the approximately \$23.5 million in Guyana tax liabilities discussed above, we believe that the Government of Guyana would be required under our 1990 agreement to reimburse GT&T an amount necessary to provide GT&T a 15% per annum return on its investment during the relevant periods.

In November 1997, we filed motions with the Guyana Court of Appeal and High Court appealing an order issued by the PUC in October 1997 requiring GT&T to meet annual prescribed increases in the number of telephone lines for the years 1998 to 2000 and to provide certain additional services to customers by the end of 1998. We believe that in issuing the order the PUC failed to consider the added cost of meeting these requirements and the adjustment in telephone rates that would be necessary to provide GT&T a fair return on additional investment. While our appeal is still pending, no stay has been issued in connection with the order.

In early 2000, Inet Communications, Inc., an internet service provider in Guyana, and the Guyana Consumers Association filed a suit in the High Court against the Attorney General of Guyana and GT&T. The suit claims that GT&T is not entitled to rate increases based on our 1990 agreement with the Government of Guyana and that the Civil Law of Guyana prohibits what the plaintiffs refer to as GT&T's monopoly. Inet's motion was struck down for non-appearance of counsel. In April 2000, Inet applied for the suit to be restored. The Court has yet to act on Inet's application.

In July 2002, an individual sued the Attorney General of Guyana in the High Court asking, among other things, for a declaration that the section of our 1990 agreement with the Government of Guyana granting to GT&T an exclusive right to provide domestic fixed and international voice and data services in Guyana violated Guyana law and was null and void. In September 2002, GT&T joined the suit to oppose the plaintiff's claims. Although the suit remains pending, there have been no further developments since November 2002.

In November 2007, Caribbean Telecommunications Limited ("CTL") filed a complaint in the U.S. District Court for the District of New Jersey against the Company and GT&T claiming breach of an interconnection agreement for domestic cellular services in Guyana and related claims. CTL is seeking over \$200 million in damages. ATN and GT&T have each moved to dismiss the complaint on procedural and jurisdictional grounds. ATN and GT&T intend to defend this case vigorously. We believe that the complaint is without merit and CTL's damages claim is vastly inflated and unsupportable.

In addition to those proceedings discussed above, we are periodically subject to claims and lawsuits that are incidental to our business, some of which involve claims for damages and taxes that are substantial in amount. See Note 12 to the Consolidated Financial Statements included in this Report. We believe that none of these additional proceedings would, in the event of an adverse outcome, have a material impact on our consolidated financial position, results of operation or liquidity.

#### **ITEM 4. SUBMISSION OF MATTERS TO A VOTE OF SECURITY HOLDERS**

There were no matters submitted to a vote of security holders during the fourth quarter of 2007.

## PART II

### ITEM 5. MARKET FOR REGISTRANT'S COMMON EQUITY, RELATED STOCKHOLDER MATTERS AND ISSUER REPURCHASES OF EQUITY SECURITIES

Our Common Stock, \$.01 par value, is listed on the NASDAQ Global Market under the symbol "ATNI." The following table sets forth the high and low sales prices for our Common Stock as reported by the NASDAQ Global Market (and the American Stock Exchange prior to May 23, 2006), as retroactively adjusted for our 5-for-2 Common Stock split on March 31, 2006:

	High	Low
<b>2006</b>		
Quarter ended March 31 . . . . .	\$23.44	\$15.20
Quarter ended June 30 . . . . .	\$29.05	\$19.64
Quarter ended September 30 . . . . .	\$22.96	\$16.84
Quarter ended December 31 . . . . .	\$29.99	\$18.10
	High	Low
<b>2007</b>		
Quarter ended March 31 . . . . .	\$31.99	\$23.71
Quarter ended June 30 . . . . .	\$29.78	\$25.04
Quarter ended September 30 . . . . .	\$38.75	\$24.00
Quarter ended December 31 . . . . .	\$39.21	\$30.98

The approximate number of holders of record of Common Stock as of March 17, 2008 was 60.

#### Dividends

The following table sets forth the quarterly dividends per share declared by us over the past three fiscal years ended December 31, 2007, as retroactively adjusted for the 5-for-2 stock split on March 31, 2006:

	First Quarter	Second Quarter	Third Quarter	Fourth Quarter
2005 . . . . .	0.11	0.11	0.12	0.12
2006 . . . . .	0.12	0.12	0.14	0.14
2007 . . . . .	0.14	0.14	0.16	0.16

The declaration and payment of dividends on the Common Stock is at the discretion of our Board of Directors and is subject to a number of factors. Our credit facility restricts our ability to declare or pay dividends on our common stock. Because Atlantic Tele-Network, Inc. is a holding company, our ability to declare dividends is effectively limited to the amount of dividends, if any, our subsidiaries and other equity holdings may distribute to us. We have paid quarterly dividends on our common stock since January 1999, and have increased the amount of our dividend in each of the years since then. The present Board of Directors believe in returning a significant portion of profits, where possible, to stockholders and, subject to prudent resource management and strategic development needs, would expect to continue to increase the amount of our dividend if earnings continue to increase, although not necessarily proportionally. In 2005, 2006 and 2007, we paid a total annual dividend of \$0.46, \$0.52 and \$0.60 per share, respectively, as adjusted for our 5-for-2 stock split on March 31, 2006. The continuation or modification of our current dividend policy will be dependent upon future results of operations, financial condition, capital requirements, contractual restrictions, regulatory actions, and other factors deemed relevant at that time by the Board of Directors.

### Issuer Purchases of Equity Securities in the Fourth Quarter of 2007

<u>Period</u>	<u>Total Number of Shares Purchased</u>	<u>Average Price Paid per Share</u>	<u>Total Number of Shares Purchased as Part of the Publicly Announced Plan</u>	<u>Maximum Number (or Approximate Dollar Value) of Shares that May Yet Be Purchased Under the Plan(1)</u>
October 1, 2007—October 31, 2007 . .	—	—	—	\$4,083,870
November 1, 2007—November 30, 2007 . . . . .	—	—	—	4,083,870
December 1, 2007—December 31, 2007 . . . . .	—	—	—	4,083,870
Total . . . . .	<u>—</u>	<u>—</u>	<u>—</u>	<u>\$4,083,870</u>

(1) In September 2004, our Board of Directors approved the repurchase of up to \$5.0 million of our Common Stock. The repurchase authorizations do not have a fixed termination date and the timing of the buyback amounts and exact number of shares purchased will depend on market conditions.

## ITEM 6. SELECTED FINANCIAL DATA

You should read the selected financial data in conjunction with our “Management’s Discussion and Analysis of Financial Condition and Results of Operations,” and our audited Consolidated Financial Statements and the related Notes to those Consolidated Financial Statements included in this Report. The historical results set forth below are not necessarily indicative of the results of future operations. Period to period comparisons are also significantly affected by our acquisitions, including our acquisition of Commnet on September 15, 2005 and Sovernet on February 10, 2006.

	Year Ended December 31,				
	2003	2004	2005	2006	2007
	(In thousands, except per share data)				
<b>Statement of Operations Data</b>					
Revenue:					
Wireless . . . . .	\$13,561	\$14,093	\$ 26,360	\$ 63,038	\$ 83,458
Local telephone and data . . . . .	26,325	25,630	27,530	42,718	46,598
International long distance . . . . .	42,016	46,861	45,439	46,663	52,635
Other . . . . .	1,386	2,581	2,952	3,646	4,050
Total revenue . . . . .	83,288	89,165	102,281	156,065	186,741
Operating expenses . . . . .	54,207	53,953	64,852	103,079	119,582
Income from operations . . . . .	29,081	35,212	37,429	52,986	67,159
Other income (expense):					
Interest expense . . . . .	(424)	(283)	(1,629)	(3,739)	(2,282)
Interest income . . . . .	511	588	942	1,592	2,454
Other, net . . . . .	632	(1,833)	(631)	725	2,239
Other income (expense), net . . . . .	719	(1,528)	(1,318)	(1,422)	2,411
Income before income taxes, minority interests and equity in earnings of unconsolidated affiliates . . . . .	29,800	33,684	36,111	51,564	69,570
Income taxes . . . . .	16,053	19,832	21,007	25,538	28,929
Income before minority interests and equity in earnings of unconsolidated affiliates . . . . .	13,747	13,852	15,104	26,026	40,641
Minority interests, net of tax . . . . .	(3,494)	(3,992)	(4,364)	(4,993)	(4,982)
Equity in earnings of unconsolidated affiliates, net of tax . . . . .	2,030	2,569	3,043	2,467	2,281
Net income . . . . .	<u>\$12,283</u>	<u>\$12,429</u>	<u>\$ 13,783</u>	<u>\$ 23,500</u>	<u>\$ 37,940</u>
Reported income per share:					
Basic net income per share . . . . .	<u>\$ 0.98</u>	<u>\$ 0.99</u>	<u>\$ 1.11</u>	<u>\$ 1.73</u>	<u>\$ 2.50</u>
Diluted net income per share . . . . .	<u>\$ 0.98</u>	<u>\$ 0.99</u>	<u>\$ 1.10</u>	<u>\$ 1.72</u>	<u>\$ 2.48</u>
Dividends per share . . . . .	<u>\$ 0.38</u>	<u>\$ 0.42</u>	<u>\$ 0.46</u>	<u>\$ 0.52</u>	<u>\$ 0.60</u>

	As of December 31,				
	2003	2004	2005	2006	2007
	(In thousands)				
<b>Balance Sheet Data:</b>					
Fixed assets, net . . . . .	\$ 90,990	\$100,092	\$125,709	\$138,573	\$155,753
Total assets . . . . .	151,973	176,374	233,831	302,614	344,626
Short-term debt (including current portion of long-term debt) . . . . .	1,081	687	165	—	—
Long-term debt, net . . . . .	2,511	11,726	55,585	50,000	50,000
Stockholders’ equity . . . . .	102,310	109,223	116,986	178,770	208,971

## **ITEM 7. MANAGEMENT'S DISCUSSION AND ANALYSIS OF FINANCIAL CONDITION AND RESULTS OF OPERATIONS**

### **Overview**

We provide wireless and wireline telecommunications services in the Caribbean and North America through the following operating subsidiaries and affiliate:

- Guyana Telephone & Telegraph Company, Ltd. (or GT&T), the national and international telephone company in the Republic of Guyana and the largest wireless service provider in that country. We have owned 80% of the equity of GT&T since January 1991.
- Commnet Wireless, LLC (or Commnet), an owner and operator of wholesale wireless networks in rural areas of the United States. Commnet provides wireless voice and data communications roaming services primarily to national, regional and local wireless carriers. We acquired 95% of the equity of Commnet in September 2005 and the remaining 5% in January 2007.
- Bermuda Digital Communications, Ltd. (or BDC), the largest wireless voice and data communications service provider in Bermuda, doing business under the name Cellular One. We acquired a minority equity interest in, and signed a management contract with, BDC in 1998. We currently own 43% of the capital stock of BDC.
- Sovernet, Inc., (or Sovernet), a facilities-based integrated voice, broadband data communications and dial-up service provider in New England, primarily in Vermont. We acquired Sovernet in February 2006 and granted restricted stock equal to 4% of Sovernet's outstanding capital stock to Sovernet's Chief Executive Officer.
- Choice Communications, LLC (or Choice), a leading provider of fixed wireless broadband data services and wireless digital television services as well as dial-up internet services, to retail and business customers in the U.S. Virgin Islands. We acquired Choice in October 1999 and own 100% of the equity of Choice.

As a holding company, we provide management, technical, financial, regulatory, and marketing services to, and typically receive a management fee equal to approximately 4% to 6% of revenues from each operating subsidiary and our BDC affiliate. Because we currently do not control BDC, we account for our investment in that entity under the equity method. Earnings from BDC do not appear in our income from operations, but are instead reflected in equity in earnings of unconsolidated affiliates, net of tax, in the Consolidated Financial Statements included in this Report.

The following chart summarizes the operating activities of our subsidiaries and our BDC affiliate and the markets they serve as of December 31, 2007:

<u>Services</u>	<u>Segment</u>	<u>Operating Subsidiary/ Affiliate</u>	<u>Markets</u>
<b>Wireless</b>	Rural Wireless	Commnet	United States (rural markets)
	Integrated Telephony— International	GT&T BDC(1)	Guyana Bermuda
<b>Local Telephone and Data</b>	Integrated Telephony— International	GT&T	Guyana
	Integrated Telephony— Domestic	Sovernet	United States (New England)
	Wireless Television and Data	Choice (internet access)	U.S. Virgin Islands
<b>International Long Distance</b>	Integrated Telephony— International	GT&T	Guyana
<b>Other</b>	Wireless Television and Data	Choice (digital television)	U.S. Virgin Islands

(1) Earnings from BDC do not appear in our income from operations for the periods presented herein, but are instead reflected in equity in earnings of unconsolidated affiliates, net of tax in the Consolidated Financial Statements included in this Report.

For information about our business segments and geographical information about our operating revenues and long-lived assets, see Note 14 to the Consolidated Financial Statements included in this Report.

In the past, we generated most of our revenue and operating income from our GT&T operations and we continue to rely on GT&T for a majority of our revenues and profits. GT&T provides domestic wireline telephone service and international long distance service pursuant to an exclusive license from the Government of Guyana and provides wireless service on a non-exclusive basis. The rates that GT&T may charge for its services are regulated by the Public Utility Commission of Guyana (or PUC), an independent regulatory body responsible for regulating telecommunications. See “Business—Regulation of Our GT&T Subsidiary”. The largest component of GT&T’s contribution to our consolidated revenue and profit has been from its international long distance business and that business still accounts for roughly half of GT&T’s revenue. Most of these revenues and profits are from payments by foreign carriers, which are denominated in U.S. dollars, for handling international long distance calls originating by foreign carriers and terminating in Guyana. The rates at which GT&T collects fees from foreign carriers are established by agreements between it and foreign carriers, and can be affected by limits set by foreign telecommunications regulators, especially the U.S. Federal Communications Commission (or FCC). The primary drivers of the long distance business are the population of Guyanese living abroad who initiate calls to Guyana, the rate foreign carriers pay GT&T for handling the incoming international calls, and the number of people in Guyana capable of receiving international long distance calls, which consist of wireline telephone customers and all the wireless subscribers in Guyana (including subscribers to competitor wireless service providers). In addition, in recent years, we believe various methods of illegal bypass and alternative and cheaper media for communication, such as e-mail and text messaging, may have had a negative impact on both voice traffic and on international long distance revenues. We have taken a number of measures to counter illegal bypass, including taking action against unlicensed operators in Guyana, introducing special outbound call center rates and we are examining automated technical solutions as well.

In 2005 and 2006, we entered new businesses and markets through our acquisitions of Commnet and Sovernet. These businesses have provided us with new sources of revenues and with additional growth opportunities. As a result, while GT&T continues to represent a majority of our revenues and profits, its relative contribution to our consolidated revenues and consolidated net income has declined in recent years. For fiscal years 2005, 2006 and 2007, GT&T generated approximately 85%, 61% and 57%, respectively, of our consolidated revenues. For fiscal years 2006 and 2007, GT&T generated approximately 82% and 46%, respectively, of our consolidated net income. Commnet generated approximately 66% and 69% of our wireless revenue for 2006 and 2007, respectively and accounted for approximately 87% and 79% of the increase in wireless revenue during 2006 and 2007. Sovernet, acquired in February 2006, generated approximately 31% and 32% of our local telephone and data revenue for 2006 and 2007, respectively, and accounted for approximately 89% and 39% of the increase in local telephone and data revenue during 2006 and 2007.

We are actively evaluating additional acquisition opportunities of businesses that meet our return-on-investment and other acquisition criteria. As a result of our underwritten public offering of common stock in July 2006, we raised net proceeds of approximately \$46.3 million, of which a portion was used to repay outstanding indebtedness, and the remainder of which we have used or plan to use to fund capital expenditures, acquisitions and/or strategic investments and general corporate purposes.

### **Recent Developments**

*Guyana Operations.* We continue to face challenges with our GT&T operations in Guyana. Since 2001, the Government of Guyana has stated its intention to introduce additional competition into Guyana's telecommunications sector, including conducting formal discussions with GT&T in 2002 regarding this matter. Most recently, in February and March 2008, at the request of the Government, GT&T met with high-ranking members of the Government to discuss potential modifications of GT&T's exclusivity rights and the introduction of competition for domestic fixed (local exchange) and international voice and data services. We believe that such competition is precluded by the exclusivity provisions of our license, which has a stated expiration in December 2010 and is renewable for an additional 20 year term at our option.

We believe that any early termination of our exclusivity would require our consent and appropriate compensation to GT&T, including but not limited to, an adjustment of service rates to reflect the real economic cost to GT&T of providing such services. Further, we believe that certain modifications to the legal and regulatory regime governing the telecommunications market sector in Guyana would be needed, as well as the satisfactory resolution of certain long-standing claims between us and the Government relating to certain tax and other matter (as described in Note 12 to the Consolidated Financial Statements included in this Report), for us to consider voluntarily relinquishing GT&T's rights by law and contract to be the exclusive provider of international voice and data services in Guyana. Although discussions are currently in preliminary stages and are ongoing, the Government has indicated to us a desire to introduce competition in international services in late 2008.

At this time, we do not know if there will be any regulatory developments in Guyana that will have the effect of terminating or limiting our exclusive international voice and data or domestic fixed license, and if so, the timing of any such developments and whether they would be pursuant to an agreement between us and the Government. Other than entering into such an agreement on terms acceptable to us, we would seek to enforce GT&T's rights by law and contract to be the exclusive provider of international voice and data services in Guyana. Although we believe that we would be entitled to damages for any involuntary termination of that license, we cannot guarantee that we would prevail in any court or arbitration proceeding.

We are highly dependent on GT&T for a majority of our revenues and profits. For the year ended December 31, 2007 approximately 57% of our consolidated revenue and approximately 46% of our



consolidated net income, respectively, were generated by GT&T. As of December 31, 2007, we have invested approximately \$280 million in Guyanese telecommunications infrastructure. Our international long distance revenues have accounted for approximately 28% of our consolidated revenue in 2007. A loss of exclusivity on international voice and data services would result in a reduction in the international call traffic that we handle and could also result in a decline in international calling rates and termination fees. Any modification, early termination or other revocation of the exclusive domestic fixed and international voice and data license could adversely affect a majority of our revenues and profits and diminish the value of our investment in Guyana. See “Risk Factors—Our exclusive license to provide local exchange and long distance telephone services in Guyana is subject to significant political and regulatory risk.”

GT&T also faced an increased competitive environment for wireless services in Guyana during 2007. Digicel’s entry into the Guyana wireless market in November 2006 through acquisition has significantly increased the competition we face in the Guyana wireless market. Since this entry, Digicel has used aggressive operational and capital spending to gain market share, including promotional pricing, the use of extensive give-aways and handset subsidies. In turn, we countered with our own promotions and accelerated the timing of some of our capital expenditures on network expansion and upgrades. We believe that network coverage and quality of service at competitive prices are some of the most important bases on which we compete. This heightened competition has resulted in higher marketing expense and a decline in market share. During 2007, we also completed the migration of subscribers from our TDMA network to our GSM network, which allows us to offer richer handset features and certain wireless data services, while increasing our network capacity.

*Commnet Transaction.* In December 2007 Commnet completed the sale of 59 base stations, along with spectrum licenses, in two Midwestern states for total consideration of approximately \$17.0 million and a pre-tax gain of \$5.0 million. At the same time, Commnet entered into an agreement with this carrier to purchase spectrum, lease additional spectrum and build a network in rural areas in three other states. When complete, this new network is expected to consist of at least 70 base stations, and, in return for a long-term roaming agreement with this carrier, Commnet committed to complete the new network build by March 31, 2008. The agreement also provides the carrier with a purchase option on the new base stations exercisable beginning in 2010 through 2012 at a predetermined price each year. The purchase price consideration reduces each option year and was determined based on estimates of what would be needed to provide a reasonable return on our investment and is intended to be reflective of the then fair value of the base stations. While we anticipate continued overall growth from our domestic rural wireless network over the long-term, this sale represented approximately 24% of Commnet’s 2007 revenue and thus, we expect that the net effect of these two transactions in the short-term will negatively impact Commnet’s revenue growth due to lower expected traffic at the new sites. The extent of this effect depends on the pace of the new network build and ramp up of traffic on those sites.

*BDC.* We have had extensive discussions with BDC’s founder, Chief Executive Officer and second largest stockholder and believe we have an agreement-in-principle regarding an alternative to BDC exercising its rights to repurchase our interests. This alternative involves BDC conducting a redemption or repurchase of a portion of the equity held by shareholders other than Atlantic Tele-Network. Such a redemption or repurchase transaction would be subject to definitive documentation, the approval of BDC’s board of directors and its stockholders and the ability of BDC to obtain financing and governmental approval. If this transaction is completed, our ownership interest in BDC would increase above 50% and BDC’s financial results would be consolidated with our financial results.

## Results of Operations

Years Ended December 31, 2007 and 2006

	Year Ended December 31,		Amount of Increase (Decrease)	Percent Increase (Decrease)
	2006	2007		
	(In thousands)			
<b>REVENUE:</b>				
Wireless . . . . .	\$ 63,038	\$ 83,458	\$20,420	32.4%
Local telephone and data . . . . .	42,718	46,598	3,880	9.1
International long distance . . . . .	46,663	52,635	5,972	12.8
Other . . . . .	3,646	4,050	404	11.1
Total revenue . . . . .	<u>156,065</u>	<u>186,741</u>	<u>30,676</u>	<u>19.7</u>
<b>OPERATING EXPENSES:</b>				
Termination and access fees . . . . .	23,394	29,379	5,985	25.6
Internet and programming . . . . .	3,504	3,379	(125)	(3.6)
Engineering and operations . . . . .	19,691	23,037	3,346	17.0
Sales and marketing . . . . .	10,088	15,526	5,438	53.9
General and administrative . . . . .	21,892	23,136	1,244	5.7
Depreciation and amortization . . . . .	24,510	26,686	2,176	8.9
Impairment of assets . . . . .	—	4,400	4,400	100
Gain on disposition of assets, net . . . . .	—	(5,961)	(5,961)	(100)
Total operating expenses . . . . .	<u>103,079</u>	<u>119,582</u>	<u>16,503</u>	<u>16.0</u>
Income from operations . . . . .	<u>52,986</u>	<u>67,159</u>	<u>14,173</u>	<u>26.7</u>
<b>OTHER INCOME (EXPENSE):</b>				
Interest expense . . . . .	(3,739)	(2,282)	1,457	39.0
Interest income . . . . .	1,592	2,454	862	54.1
Other income (expense), net . . . . .	725	2,239	1,514	208.8
Other income (expense), net . . . . .	<u>(1,422)</u>	<u>2,411</u>	<u>3,833</u>	<u>269.5</u>
<b>INCOME BEFORE INCOME TAXES, MINORITY INTERESTS AND EQUITY IN EARNINGS OF UNCONSOLIDATED AFFILIATES</b>				
Income taxes . . . . .	51,564	69,570	18,006	34.9
	<u>25,538</u>	<u>28,929</u>	<u>3,391</u>	<u>13.3</u>
<b>INCOME BEFORE MINORITY INTERESTS AND EQUITY IN EARNINGS OF UNCONSOLIDATED AFFILIATES</b>				
Minority interests, net of tax . . . . .	26,026	40,641	14,615	56.2
Equity in earnings of unconsolidated affiliates, net of tax . . . . .	(4,993)	(4,982)	11	0.2
	<u>2,467</u>	<u>2,281</u>	<u>(186)</u>	<u>(7.5)</u>
<b>NET INCOME</b> . . . . .	<u>\$ 23,500</u>	<u>\$ 37,940</u>	<u>\$14,440</u>	<u>61.4%</u>

*Wireless revenue.* Wireless revenue includes wholesale voice and data roaming revenue from our rural U.S. operations and retail wireless revenues generated in Guyana, including airtime and activation fees.

Wireless revenue increased to \$83.5 million for 2007 from \$63.0 million for 2006, an increase of \$20.5 million, or 33%. Growth in our rural U.S. business was responsible for \$16.2 million of this increase due primarily to continued deployment of additional GSM and CDMA wireless base stations. Net of the sale of 59 base stations in December of 2007, we have deployed a total of 303 base stations as of December 31, 2007 as compared to 287 base stations as of December 31, 2006. Of the total base stations as of December 31, 2007, 266 were GSM and CDMA base stations as compared to 216 GSM and CDMA base stations as of December 31, 2006. Our rural wireless revenue also increased as a

result of growth in voice and data traffic (minutes and megabytes) at existing sites, growth in data roaming revenue and growth in international roaming revenue. Overall, we expect our U.S. wireless revenue growth to slow considerably in 2008 as compared to prior years as a result of the sale of 59 base stations in December 2007.

The remaining increase in wireless revenue was attributable to the continued growth of our wireless subscriber base in Guyana and certain non-recurring events such as Guyana's hosting of Cricket World Cup matches and the Rio Group Summit. Our wireless subscribers in Guyana increased by 59,000, or 22%, from 269,000 subscribers to 328,000 subscribers as of December 30, 2006 and 2007, respectively. Such increase in subscribers was aided by the Company's increased sales and marketing efforts, including handset promotions. GT&T's wireless revenue was \$21.5 million and \$25.8 million for 2006 and 2007, respectively. While we experienced growth in wireless revenue, subscribers and wireless minutes in Guyana, we have also experienced a significant decline in average revenue per user (ARPU). We attribute the reduction in ARPU to (i) a reduction in retail rates, (ii) increased penetration into a lower usage demographic and (iii) pre-paid customers holding handsets subscribed both to our and our competitor's network. All of GT&T's 328,000 wireless subscribers were GSM/GPRS subscribers as of December 31, 2007 as compared to 215,000 as of December 31, 2006. However, gains by our competitor and, we believe, a slowdown in overall wireless penetration, led to a decline in our wireless subscribers and revenue between the third and fourth quarter of 2007. While this wireless revenue may grow in 2008 due to the network expansions and subscriber additions in 2007, competitive pressures are likely to limit that growth and may even cause a decline. Our wireless competitor in Guyana has invested significant sums in expanding the service offerings and network capability of its network. This competitor has also launched many promotional pricing plans and extensive handset subsidies; and we expect those activities to continue throughout the coming year. In turn, we may continue and expand upon our promotions.

*Local telephone and data revenue.* Local telephone and data revenue is generated by our wireline operations in Guyana, our integrated voice and data operations in New England, and our data services in the U.S. Virgin Islands. This revenue includes basic service fees, measured service revenue, and internet access fees, as well as installation charges for new lines, monthly line rental charges, long distance or toll charges (excluding international long distance charges in Guyana), maintenance and equipment sales.

Local telephone and data revenue increased by \$3.9 million, or 9%, to \$46.6 million for 2007 from \$42.7 million for 2006. Of the \$3.9 million increase, \$1.5 million derives from the inclusion of a full year of results for Sovernet, our Vermont-based voice and data provider which was acquired in February 2006. While Sovernet continues to add business customers for its voice and data services, it is being negatively impacted by the decline in its residential data business, particularly its dial-up internet services. The remaining increase of \$2.4 million primarily is attributable to growth in GT&T's access lines in Guyana from approximately 120,800 lines as of December 31, 2006 to approximately 132,000 lines as of December 31, 2007 (an increase of 9%), growth in broadband data customers in Guyana, and continued strong growth in wireless broadband and dedicated access customers in the U.S. Virgin Islands. We anticipate that local telephone and data revenue will increase modestly as a result of network and subscriber and access line growth in Guyana, the U.S. Virgin Islands and New England.

*International long distance revenue.* International long distance revenue is generated by international telephone calls into and out of Guyana and does not include international long distance revenue generated by our other operations. Inbound traffic, which made up 84% of all international long distance traffic and more than three quarters of international long distance revenue for the year ended December 31, 2007, is settled in U.S. dollars.

International long distance revenue increased by \$5.9 million, or 13%, from \$46.7 million for 2006 to \$52.6 million for 2007. This increase was primarily driven by continued expansion of our wireline

network and increased traffic as well as a substantial growth in wireless subscribers within Guyana (for both GT&T and its competitor, which uses GT&T's international network) and the impact of certain non-recurring events such as Guyana's hosting of Cricket World Cup matches and the Rio Group Summit. The outcome of negotiations with the Government of Guyana regarding the exclusivity terms of GT&T's license is likely to negatively impact this revenue in the future. We are also subject to illegal bypass via internet calling and compete against alternative and cheaper media for communication, such as e-mail and text messaging. These other modes of communication may cause a decline in both voice traffic and in international long distance revenues in future periods, although we may see a slight increase in traffic and revenues if we are effective in combating illegal bypass.

*Other revenue.* Other revenue represents revenue from wireless digital television services in the U.S. Virgin Islands, which increased 14% to \$4.1 million for 2007 from \$3.6 million for 2006. The increase in television services was a result of higher prices for our services and a 6% increase in television subscribers including additional hotel rooms. Our growth in revenue from our wireless digital television services is expected to slow in the future as a result of minimal anticipated future subscriber and market share growth within our currently existing geographic footprint.

*Termination and access fee expenses.* Termination and access fee expenses are charges that we pay for voice and data transport circuits (in particular, the circuits between our rural wireless sites and our switches), internet capacity and other access fees we pay to terminate our outbound toll and international calls.

Termination and access fees increased by \$6.0 million, or 26%, from \$23.4 million to \$29.4 million from 2006 to 2007, respectively. This increase was due to a full year of operations of Sovernet and increased traffic growth at GT&T and Commnet. In addition, an outage of the Americas II submarine fiber optic cable in May 2007, which Guyana and its neighboring countries rely on as their primary international telecommunications connection, caused GT&T to temporarily re-route international traffic over more costly high-capacity satellite links and then to increase its standby satellite capacity. Termination expenses and access fees are expected to increase as we continue to expand our rural U.S. wireless operations and our integrated voice and data operations in New England and as a result of GT&T's expansion of its satellite capacity.

*Internet and programming expenses.* Internet and programming expenses include digital television programming costs as well as internet connectivity charges.

Internet and programming expenses decreased from \$3.5 million in 2006 to \$3.4 million in 2007. This decrease was primarily from reduced expenses in the U.S. Virgin Islands offset by growth in our television and broadband data subscribers. Beginning in December 2006, we were able to significantly reduce the internet capacity expenses for our U.S. Virgin Island operations.

*Engineering and operations expenses.* Engineering and operations expenses include the expenses associated with developing, operating, supporting and expanding our networks, including the salaries and benefits paid for employees directly involved in the development and operation of our networks.

Engineering and operations expenses increased by \$3.3 million, or 17%, from \$19.7 million to \$23.0 million for 2006 to 2007, respectively. This increase is primarily the result of the expansion of our wireless networks in the United States and Guyana.

*Sales and marketing expenses.* Sales, marketing and customer service expenses include salaries and benefits we pay for sales personnel, customer service expenses, sales commissions and the costs associated with the development and implementation of our promotion and marketing campaigns.

Sales and marketing expenses increased by \$5.4 million, or 53%, from \$10.1 million to \$15.5 million from 2006 to 2007, respectively. Substantially all of the increase is attributable to higher sales and marketing expenditures at GT&T in order to address intensifying wireless competition in Guyana. Such sales and marketing expenditures include the costs of wireless handset promotions, increased advertising and higher sales commissions. We expect these expenses, particularly handset promotions, to fluctuate in upcoming quarters. We expect to continue to be aggressive in GT&T's marketing activities to defend our market share and to encourage use of our services.

*General and administrative expenses.* General and administrative expenses include salaries, benefits and related costs for general corporate functions, including executive management, finance and administration, legal and regulatory, facilities, information technology and human resources.

General and administrative expenses increased by \$1.2 million, or 5%, from \$21.9 million to \$23.1 million from 2006 to 2007, respectively. This increase is primarily attributable to a full year of operations at Sovernet and additional compensation and overhead costs to support our growth. We expect that general and administrative expenses will increase in future periods if our revenues continue to grow.

*Depreciation and amortization expenses.* Depreciation and amortization expenses represent the depreciation and amortization charges we record on our property and equipment and on our intangible assets.

Depreciation and amortization expenses increased by \$2.2 million, or 9%, from \$24.5 million to \$26.7 million for 2006 and 2007, respectively. The increase is primarily due to the addition of fixed assets at GT&T and Commnet. We expect that depreciation and amortization expenses will increase in the near-term because of continued capital expenditures needed to expand our networks while being partially offset by a decrease in depreciation expense at Choice as a result of the impairment charge recorded in the fourth quarter of 2007 as noted below.

*Impairment of long-lived assets.* In the fourth quarter of 2007, Choice Communications recorded a \$4.4 million asset impairment charge related to the wireless digital television portion of the business. In late 2007, Choice was denied certain tax benefits by the U.S. Virgin Islands government. This denial of tax benefits, together with minimal anticipated future television subscriber and market share growth within its existing geographic footprint, resulted in the estimated future cash flows associated with this business being below the carrying value of the assets. The Company, through a separate impairment test, determined that no impairment existed as of December 31, 2007 relating to Choice's internet services, including both the broadband data and dial-up products.

*Gain on disposition of long-lived assets.* In December 2007, Commnet sold, to a national carrier, 59 base stations along with spectrum licenses in two Midwestern states and recorded a gain on the sale of \$5.0 million. Also, during the first half of 2007, Commnet sold telecom assets, predominantly in western states, and recognized a gain on the sale of such assets of \$1.3 million. These gains were offset by a loss of \$0.3 million as a result of the Company's sale of all of its assets in Haiti in August 2007.

*Interest expense.* Interest expense represents interest incurred on our outstanding debt including our \$50.0 million term loan as well as the outstanding amounts under our \$20.0 million revolving line

of credit facility. Interest expense decreased from \$3.7 million for 2006 to \$2.3 million for 2007. This decrease is primarily the result of a decrease in the average outstanding balance under our loan facility during 2007 as compared to 2006 when we used borrowings from the revolving line of credit to help fund certain acquisitions. We used a portion of the proceeds from the underwritten public offering of our common stock in July 2006 to repay those borrowings and had no outstanding borrowings under the revolving line of credit during 2007. The decrease in interest expense was also due to a lower effective interest rate during 2007.

*Interest income.* Interest income represents interest earned on our cash and cash equivalent balances. Interest income increased from \$1.6 million to \$2.5 million for 2006 and 2007, respectively, due to an overall increase in our cash balances as a result of our operating results and the underwritten public offering of our common stock in July 2006.

*Other income (expense).* Other income (expense) represents miscellaneous non-operational income we earned, or expenses we incurred, including management fees received from BDC and other unconsolidated affiliates. Other income (expense) increased \$1.5 million from \$0.7 million in 2006 to \$2.2 million in 2007. The majority of the increase was a result of a license settlement for \$1.3 million received by Commnet.

*Income taxes.* Income taxes represent taxes we pay on our net taxable income. The effective tax rate was 50% and 42% for 2006 and 2007, respectively, which represents the statutory U.S. income tax rate plus the Guyanese income taxes in excess of the statutory U.S. income tax rates as well as certain U.S. state income taxes. The effective tax rate is also impacted by the amortization of a deferred tax asset, relating to differences between the book and tax basis of fixed assets, which was recorded in a prior year. Our higher effective tax rate for the 2006 period reflects the fact that our losses in the US Virgin Islands were not available to reduce taxable income in Guyana, which has a high tax rate of 45%. The reduction in our effective rate in 2007 is also a result of the impact of additional taxable income at U.S. statutory rates and the ability to use certain tax credits during the fourth quarter of 2007. Further reductions in our effective tax rate may occur over time if we are able to continue reducing losses in the US Virgin Islands and grow taxable income at our newer U.S. operations. Consolidation of the results of BDC, if we were to acquire control, would also reduce this tax rate.

On January 1, 2007, the Company adopted FASB Interpretation No. 48, *Accounting for Uncertainty in Income Taxes—an interpretation of FASB Statement No. 109* (“FIN 48”), which clarifies the accounting for uncertainty in tax positions. FIN 48 requires that the Company recognize the impact of a tax position in the Company’s financial statements if that position is more likely than not of being sustained on audit, based on the technical merits of the position. The adoption did not have a material impact on the results of operations or financial position of the Company.

*Minority interests.* For 2007, minority interests consisted of the Guyana government’s 20% interest in GT&T, a minority shareholder’s 4% interest in Sovernet and other minority shareholders’ interests in certain consolidated subsidiaries of Commnet. For 2006, minority interests also included a minority shareholder’s 5% interest in Commnet which we acquired on January 1, 2007. Minority interest remained constant at \$5.0 million for 2006 and 2007 as the increase in Commnet’s net income from 2006 to 2007 was offset by the decrease in the minority shareholder’s equity interest in Commnet.

*Equity in earnings of unconsolidated affiliates.* Equity in earnings of unconsolidated affiliates includes our share of the earnings of BDC, our wireless affiliate in Bermuda, as well as our share of the earnings of Commnet’s unconsolidated affiliates. The decrease in equity in earnings of unconsolidated affiliates from \$2.5 million to \$2.3 million for 2006 and 2007, respectively, was due to a decrease in the net earnings of BDC as a result of BDC’s loss of market share. Increased competition resulted in a decrease in subscribers, largely from its smaller pre-paid subscriber base, as well as

increased marketing and handset expenses incurred. Wireless subscribers in Bermuda were 21,779 and 19,906 as of 2006 and 2007, respectively.

*Net income.* As a result of the above factors, net income increased by \$14.4 million or 61% from \$23.5 million for 2006 to \$37.9 million for 2007. On a per share basis, net income increased from \$1.73 per basic and \$1.72 per diluted share for 2006 to \$2.50 per basic and \$2.48 per diluted share for 2007.

*Segment results.* We have four operating segments, which we manage and evaluate separately: (1) Integrated Telephony—International; (2) Integrated Telephony—Domestic; (3) Wireless Television and Data; and (4) Rural Wireless. Segment results should be read in conjunction with Note 14 “Industry Segments” to the Consolidated Financial Statements included in this Report.

## Results of Operations

*Years Ended December 31, 2006 and 2005*

	Year Ended December 31,		Amount of Increase (Decrease)	Percent Increase (Decrease)
	2005	2006		
	(In thousands)			
<b>REVENUE:</b>				
Wireless . . . . .	\$ 26,360	\$ 63,038	\$36,678	139.1%
Local telephone and data . . . . .	27,530	42,718	15,188	55.2
International long distance . . . . .	45,439	46,663	1,224	2.7
Other . . . . .	2,952	3,646	694	23.5
Total revenue . . . . .	<u>102,281</u>	<u>156,065</u>	<u>53,784</u>	<u>52.6</u>
<b>OPERATING EXPENSES:</b>				
Termination and access fees . . . . .	7,941	23,394	15,453	194.6
Internet and programming . . . . .	2,601	3,504	903	34.7
Engineering and operations . . . . .	15,136	19,691	4,555	30.1
Sales and marketing . . . . .	6,457	10,088	3,631	56.2
General and administrative . . . . .	15,607	21,892	6,285	40.3
Depreciation and amortization . . . . .	17,110	24,510	7,400	43.2
Total operating expenses . . . . .	<u>64,852</u>	<u>103,079</u>	<u>38,227</u>	<u>58.9</u>
Income from operations . . . . .	<u>37,429</u>	<u>52,986</u>	<u>15,557</u>	<u>41.6</u>
<b>OTHER INCOME (EXPENSE):</b>				
Interest expense . . . . .	(1,629)	(3,739)	(2,110)	(129.5)
Interest income . . . . .	942	1,592	650	69.0
Other income (expense), net . . . . .	(631)	725	1,356	214.9
Other income (expense), net . . . . .	<u>(1,318)</u>	<u>(1,422)</u>	<u>(104)</u>	<u>(7.9)</u>
<b>INCOME BEFORE INCOME TAXES, MINORITY INTERESTS AND EQUITY IN EARNINGS OF UNCONSOLIDATED AFFILIATES</b>				
Income taxes . . . . .	36,111	51,564	15,453	42.8
Income taxes . . . . .	<u>21,007</u>	<u>25,538</u>	<u>4,531</u>	<u>21.6</u>
<b>INCOME BEFORE MINORITY INTERESTS AND EQUITY IN EARNINGS OF UNCONSOLIDATED AFFILIATES</b>				
Minority interests, net of tax . . . . .	15,104	26,026	10,922	72.3
Minority interests, net of tax . . . . .	(4,364)	(4,993)	(629)	(14.4)
Equity in earnings of unconsolidated affiliates, net of tax . . . . .	3,043	2,467	(576)	(18.9)
<b>NET INCOME</b> . . . . .	<u>\$ 13,783</u>	<u>\$ 23,500</u>	<u>\$ 9,717</u>	<u>70.5%</u>

Period to period comparisons are significantly affected by our acquisitions. We acquired Commnet on September 15, 2005 and Sovernet on February 10, 2006.

*Wireless revenue.* Wireless revenue increased to \$63.0 million for 2006 from \$26.4 million for 2005, an increase of \$36.6 million, or 139%. Our rural U.S. business, which was acquired in September 2005, was responsible for \$32.2 million of this increase. This business's contribution to revenue also increased throughout the year, due primarily to our acquisitions and continued deployment of additional GSM and CDMA wireless base stations, with a total of 287 base stations deployed as of December 31, 2006 (as compared to 233 base stations as of December 31, 2005). Our rural wireless revenue also increased as a result of growth in voice and data traffic at existing sites and new international roaming revenue. The remaining increase in wireless revenue was attributable to the continued growth of our wireless subscriber base in Guyana. The number of our wireless subscribers in Guyana increased by 41,000 subscribers, or 18%, from 228,000 subscribers to 269,000 subscribers as of December 31, 2005 and 2006, respectively. GT&T's wireless revenue was \$17.0 million and \$21.5 million for 2005 and 2006, respectively. While we experienced wireless revenue growth in Guyana, revenue growth trailed subscriber growth as wireless ARPU (average revenue per user) has continued to decline. We believe this decline in ARPU reflects a number of factors, including the penetration of the wireless product into a lower usage demographic and our belief that some portion of the subscriber growth was a result of some new GSM customers retaining their old TDMA handsets and accounts for the time being. However, the portion of our pre-paid subscribers with TDMA handsets declined substantially in 2006, particularly in the fourth quarter, in large part due to aggressive promotions aimed at converting those subscribers to our GSM services. Approximately 207,000 of GT&T's wireless subscribers were GSM/GPRS subscribers as of December 31, 2006 as compared to 102,000 as of December 31, 2005.

*Local telephone and data revenue.* Local telephone and data revenue increased by \$15.2 million, or 55%, to \$42.7 million for 2006 from \$27.5 million for 2005. Sovernet, our Vermont based voice and data provider, which was acquired in February 2006, contributed \$13.2 million of this increase. The remaining increase of \$2.0 million is primarily attributable to growth in GT&T's access lines in Guyana from approximately 113,000 lines as of December 31, 2005 to approximately 120,800 lines as of December 31, 2006 (an increase of 7%), growth in broadband data customers in Guyana and continued strong growth in wireless broadband customers in the U.S. Virgin Islands.

*International long distance revenue.* International long distance revenue is generated by international telephone calls into and out of Guyana and does not include international long distance revenue generated by our U.S. businesses. Inbound traffic, which made up 86% of all international long distance traffic and more than three quarters of international long distance revenue for the year ended December 31, 2006, is settled in U.S. dollars.

International long distance revenue increased by \$1.3 million, or 3%, from \$45.4 million for 2005 to \$46.7 million for 2006. The increase was primarily the result of an increase in inbound traffic or minutes of use, offset by a decline in outbound (international calls originating in Guyana) traffic.

*Other revenue.* Other revenue represents revenue from digital television services in the U.S. Virgin Islands, which increased 20% to \$3.6 million for 2006 from \$3.0 million for 2005. The increase in television services was a result of a 16% increase in television subscribers, including additional hotel rooms. The increase also reflects a price increase in February 2006.

*Termination and access fee expenses.* Termination and access fees increased by \$15.5 million, or 196%, from \$7.9 million to \$23.4 million from 2005 to 2006, respectively. Net of the addition of Commnet's and Sovernet's combined expenses of \$18.2 million for 2006, our termination and access fees decreased by \$2.7 million from 2005 to 2006 because of lower long distance expenses in Guyana and the cessation of operations at our Atlantic Tele-Center subsidiary.



*Internet and programming expenses.* Internet and programming expenses increased from \$2.6 million in 2005 to \$3.5 million in 2006. This increase was primarily from the addition of our Vermont operations and the growth in our television and broadband data subscribers in the U.S. Virgin Islands.

*Engineering and operations expenses.* Engineering and operations expenses increased by \$4.6 million, or 30%, from \$15.1 million to \$19.7 million for 2005 to 2006, respectively. This increase is the result of the addition of our recently acquired businesses which together accounted for additional engineering and operations expenses of approximately \$5.1 million during 2006. Net of our recently acquired businesses, engineering and operations expenses were down slightly, mostly due to cost reduction efforts in the U.S. Virgin Islands.

*Sales and marketing expenses.* Sales and marketing expenses increased by \$3.6 million, or 55%, from \$6.5 million to \$10.1 million from 2005 to 2006, respectively. The increase in sales and marketing expenses is the result of the addition of our Vermont operations, which added \$1.1 million of expenses during 2006, as well as additional costs needed to provide customer service to our larger subscriber bases and additional costs in Guyana to market our wireless services. In Guyana, marketing expenses, particularly handset subsidies, rose significantly in the fourth quarter as a result of increased competition.

*General and administrative expenses.* General and administrative expenses increased by \$6.3 million, or 40%, from \$15.6 million to \$21.9 million from 2005 to 2006, respectively. This increase is primarily attributable to the addition of our recently acquired businesses which added \$4.7 million of additional overhead expenses during 2006. Without these new operations, our general and administrative expenses increased by \$1.6 million, which is primarily attributable to an increase in accounting and professional fees relating, in part, to our obligation to be in compliance with the internal controls requirements of Sarbanes-Oxley, as well as an increase in non-cash equity based compensation and additional compensation and overhead costs to support our growth.

*Depreciation and amortization expenses.* Depreciation and amortization expenses increased by \$7.4 million, or 43%, from \$17.1 million to \$24.5 million for 2005 and 2006, respectively. The increase is primarily due to the addition of fixed assets from our recent acquisitions as well as the amortization of intangible assets at Sovernet.

*Interest expense.* Interest expense increased from \$1.6 million for 2005 to \$3.7 million for 2006. This increase is primarily the result of increased borrowings used to help fund our recent acquisitions. We used a portion of the proceeds from the underwritten public offering of our common stock in July to repay the borrowings under the line of credit. As such there were no outstanding borrowings under the line of credit as of December 31, 2006.

*Interest income.* Interest income increased from \$0.9 million to \$1.6 million for 2005 and 2006, respectively, due to an overall increase in our cash balances as result of the stock offering.

*Other income (expense).* Other income (expense) improved from an expense in 2005 of \$0.6 million to income of \$0.7 million in 2006. This was due primarily to the negative impact in 2005 of an increase in the reserve for our advances to Bridge International Communications.

*Income taxes.* The effective tax rate was 58% and 50% for 2005 and 2006, respectively, which represents the statutory U.S. income tax rate plus the Guyanese income taxes in excess of the statutory U.S. income tax rates as well as certain U.S. state income taxes. The effective tax rate is also impacted by the amortization of a deferred tax asset, relating to differences between the book and tax basis of fixed assets, which was recorded in a prior period. Our higher effective tax rate for the 2005 period reflects the fact that our losses in the US Virgin Islands and some of the curtailed businesses were not available to reduce taxable income in Guyana, which has a high tax rate of 45%. The reduction in our

effective rate in 2006 is a result of the impact of additional taxable income at U.S. statutory rates, and an adjustment relating to our accrual for 2005 taxes, which were filed in 2006.

*Minority interests.* Minority interests consists of the Guyana government's 20% interest in GT&T, a minority shareholder's 5% interest in Commnet, other minority shareholders' interests in certain consolidated subsidiaries of Commnet and a minority shareholder's 4% interest in Sovernet. Minority interest increased from \$4.4 million to \$5.0 million for 2005 and 2006, respectively, due to an increase in net income at GT&T as well as the addition of Commnet and Sovernet which were acquired in September 2005 and February 2006, respectively.

*Equity in earnings of unconsolidated affiliates.* The decrease in equity in earnings of unconsolidated affiliates from \$3.0 million to \$2.5 million for 2005 and 2006, respectively, was primarily due to increased competition in Bermuda resulting in a decrease in subscribers as well as increased marketing and handset expenses incurred in response to this increased competition. Wireless subscribers in Bermuda were 22,644 and 21,779 as of 2005 and 2006, respectively.

*Net income.* As a result of the above factors, net income increased by \$9.7 million or 70% from \$13.8 million for 2005 to \$23.5 million for 2006. On a per share basis, net income increased from \$1.11 per basic and \$1.10 per diluted share to \$1.73 per basic and \$1.72 per diluted share 2006. Net income in 2005 was adversely impacted by the \$2.1 million reserve taken against our advances to Bridge International Communications. Excluding the impact of this reserve, net income would have increased by \$7.6 million from 2005 to 2006.

## **Regulatory and Tax Issues**

We are involved in a number of regulatory and tax proceedings. See Note 12 to the Consolidated Financial Statements included in this Report. A material and adverse outcome in one or more of these proceedings could have a material adverse impact on our financial condition and future operations.

## **Liquidity and Capital Resources**

We have met our operational liquidity needs through a combination of cash on hand and internally generated funds and have funded capital expenditures and acquisitions with a combination of internally generated funds, cash on hand and borrowings under our credit facility.

### *Uses of Cash*

*Capital Expenditures.* A significant use of our cash has been for capital expenditures to expand and upgrade our networks. In 2007, we spent approximately \$48.9 million for capital expenditures, including \$21.1 million to purchase spectrum licenses and switching and cell site equipment required to expand the geographic coverage and technical capabilities of Commnet's wireless network. At Commnet, we added 97 GSM and CDMA base stations, data capabilities in many markets and enhanced microwave relay capabilities. In addition, approximately \$26 million was incurred expanding the capacity and coverage of our wireline and wireless networks in Guyana. As of December 31, 2007, we had invested approximately \$280 million in the Guyanese telecommunications infrastructure alone.

We are continuing to invest in expanding our networks in Guyana, Commnet and Sovernet and expect to incur total capital expenditures between \$38 million and \$45 million in 2008, with more than half of this amount made in connection with Commnet's continued network expansion and most of the remaining balance invested in Guyana.

*Acquisitions.* We funded our acquisitions of Commnet in 2005 and Sovernet in 2006 (including subsequent acquisitions made by Commnet) with a combination of cash on hand and borrowings under our \$70 million credit facility, which was established in September 2005.

We continue to explore opportunities to acquire communications properties or licenses in the Caribbean, the United States and elsewhere. Such acquisitions may require external financing. While there can be no assurance as to whether, when or on what terms we will be able to acquire any such businesses or licenses, such acquisitions may be accomplished through the issuance of shares, payment of cash or incurrence of debt.

*Dividends and Distributions.* We use cash on hand to make dividend payments to our common stockholders when declared by our Board of Directors and our credit facility includes restrictions on the amount of dividends we can pay. For the year ended December 31, 2007, our dividends to our stockholders approximated \$9.1 million (which reflects dividends paid on April 10, 2007, July 9, 2007 and October 10, 2007 and declared in December 2007). We have paid quarterly dividends for the last 37 fiscal quarters. In addition, to the extent that we have our less than wholly owned subsidiaries pay dividends to us, we are obligated to have those subsidiaries make proportional dividend payments to the minority shareholders, and have paid dividends of \$2.4 million to our minority shareholders for the twelve months ended December 31, 2007. Also, our Board of Directors approved a \$5.0 million stock buyback plan in September 2004 pursuant to which we have spent to date \$916,130 repurchasing common stock. Although we currently do not intend to make additional repurchases of common stock under this plan, we may act to do so in the future, depending on market conditions and our cash needs.

*Debt Service and Other Contractual Commitment Table.* The following table discloses aggregate information about our debt and lease obligations as of December 31, 2007 and the periods in which payments are due:

<u>Contractual Obligations</u>	<u>Total</u>	<u>Less Than 1 Year</u>	<u>1-3 Years</u>	<u>4-5 Years</u>	<u>More Than 5 Years</u>
			(In millions)		
Long term debt . . . . .	\$50.0	\$ —	\$50.0	\$ —	\$ —
Unrecognized tax benefits . . . . .	6.3	6.3	—	—	—
Pension benefits . . . . .	0.7	0.7	—	—	—
Operating lease obligations . . . . .	17.7	4.2	6.6	4.3	2.6
Total . . . . .	<u>\$74.7</u>	<u>\$11.2</u>	<u>\$56.6</u>	<u>\$4.3</u>	<u>\$2.6</u>

**Sources of Cash**

*Total Liquidity at December 31, 2007.* As of December 31, 2007, we had approximately \$71.2 million in cash and cash equivalents, an increase of \$10.7 million from the December 31, 2006 balance of \$60.5 million. We believe our existing cash balances and other capital resources, including the \$20 million available under our revolving line of credit included in our credit facility and the amount we expect to realize on disposition of our marketable securities, are adequate to meet our current operating and capital needs.

*Cash Generated by Operations.* Cash provided by operating activities was \$75.2 million for the year ended December 31, 2007, compared to \$51.2 million for the year ended December 31, 2006, an increase of \$24.0 million. While GT&T has historically been the most significant of our operating subsidiaries and affiliates in terms of our liquidity, our Commnet subsidiary generated \$35.1 million of our cash provided from operations in 2007, a \$16.4 million increase over 2006.

*Cash Generated by Investing Activities.* During 2007, we sold telecommunication assets, including 59 base stations, for total net proceeds of approximately \$17.0 million. Of the \$17.0 million in proceeds, \$4.8 million is restricted for the purpose of acquiring new equipment. The remaining \$12.2 million will also be used to fund 2008 capital expenditures.

*Cash Generated by Financing Activities.* In the third quarter of 2006, we completed the sale of 3.84 million shares of common stock at \$19.00 per share in an underwritten public offering, consisting of the sale by us of an aggregate of 2.64 million shares (2.4 million shares in July 2006 and an additional 0.24 million shares purchased by the underwriters as a part of their over-allotment option in August 2006) and 1.2 million shares by our Chairman Cornelius B. Prior, Jr. and related entities. Our net proceeds of this offering, which were approximately \$46.3 million, were used to repay a portion of our outstanding indebtedness, and will fund capital expenditures, acquisitions and/or strategic investments and general corporate purposes. We did not receive any proceeds from the sale of shares by the selling stockholders.

*Credit Facility.* On September 15, 2005, Atlantic Tele-Network entered into a Credit Agreement with CoBank, ACB providing for a credit facility consisting of a \$50 million term loan and a \$20 million revolving credit facility. Under the term loan, repayments of principal are deferred until the maturity of the loan on October 31, 2010. Interest on the term loan is payable on a quarterly basis at a fixed annual interest rate of 5.85%. Because CoBank is a cooperative financial institution, we expect to receive patronage payments annually, and at the end of the term, from CoBank which reflect our portion of CoBank's profits, if any. These payments, if received, are expected to reduce our effective interest expense on the term loan.

### ***Factors Affecting Sources of Liquidity***

*Internally Generated Funds.* The key factors affecting our internally generated funds are demand for our services, competition, regulatory developments, economic conditions in the markets where we operate our businesses and industry trends within the telecommunications industry. For a discussion of tax and regulatory risks in Guyana that could have a material adverse impact on our liquidity, see "Business—Risk Factors—Risks Relating to Our Wireless and Wireline Services in Guyana," "—Regulation of Our GT&T Subsidiary" and Note 12 to the Consolidated Financial Statements included in this Report.

*Guyana—U.S. Foreign Currency Exchange.* Historically, the Guyana dollar has been considerably devalued relative to the U.S. dollar. The current exchange rate is approximately \$205 Guyana dollars to \$1 U.S. dollar. We use U.S. dollars to make GT&T capital expenditures, to pay certain GT&T liabilities and to value our GT&T assets for the purpose of making our Guyanese rate of return calculation. Unfavorable changes in the Guyana dollar- U.S. dollar exchange rate would reduce our purchasing power in these areas. The continued expansion of GT&T's network is dependent upon the ability of GT&T to purchase equipment with U.S. dollars. The functional currency of GT&T for accounting purposes is the U.S. Dollar.

While currently a significant portion of GT&T's revenues are transacted in U.S. dollars, this circumstance could change in the future. As a result of the growth of GT&T's local wireless and wireline operations, negotiations with the Government of Guyana and the exclusivity provision of our license and the general trend toward lower international settlement rates, it is likely that an increasing portion of GT&T's revenues will be earned in Guyanese currency. While there are no legal restrictions on our conversion of Guyanese currency into U.S. dollars or other hard currencies, or on the expatriation of Guyanese currency or foreign currency from Guyana, there are risks associated with the conversion of Guyanese dollars to U.S. dollars due to limited liquidity in the Guyana foreign currency markets. This limited liquidity has not prevented us from converting Guyanese currency into U.S. dollars within a given three month period or from converting at a price that reasonably approximates the reported exchange rate.

While we believe that GT&T has, and will continue to have, adequate cash flows denominated in U.S. currency to meet its current operating and capital requirements, there can be no assurance that GT&T will be able to convert its Guyana currency earnings into the U.S. currency needed to meet such

obligations. As of December 31, 2007, we had \$4.8 million of cash held in Guyanese dollars. See “Quantitative and Qualitative Disclosures about Market Risk.

*Restrictions Under Credit Facility.* Our credit facility contains three financial tests with which Atlantic Tele-Network must comply on a consolidated basis:

- a total leverage ratio (debt to Earnings before interest, taxes and depreciation & amortization—EBITDA) of 2.00 to 1.00 or less;
- a debt service coverage ratio (EBITDA to debt service) of 3.00 to 1.00 or more; and
- an equity to assets ratio of 0.40 to 1.00 or more.

In addition, Commnet must comply with a leverage ratio test (debt of Atlantic Tele-Network and its subsidiaries, net of pledged cash, to EBITDA of Commnet and its subsidiaries) of less than 5.00 to 1.00. As of December 31, 2007, we were in compliance with the covenants of the credit facility.

*Capital Markets.* Our ability to raise funds in the capital markets depends on, among other things, general economic conditions, the conditions of the telecommunications industry, our financial performance and the state of the capital markets. In June 2006, the Securities and Exchange Commission declared effective a “universal” shelf registration statement filed by the Company. This shelf registration statement registered the potential future offerings by us, from time to time of up to an aggregate of \$200 million of our securities, consisting potentially of common stock, debt securities, and other equity and convertible securities and combinations of the foregoing. Following our July 2006 equity offering which was conducted pursuant to the shelf registration statement, we have approximately \$150 million of securities registered for potential future offerings.

### ***Inflation***

We do not believe that inflation has had a significant impact on our consolidated operations in any of the years 2005 through 2007.

### **Critical Accounting Policies**

We have based our discussion and analysis of our financial condition and results of operations on our consolidated financial statements, which have been prepared in accordance with accounting principles generally accepted in the United States of America (or GAAP). We periodically evaluate our critical accounting policies and estimates, including those related to foreign currency, revenue recognition, valuation of accounts receivable, property, plant and equipment, long-lived and intangible assets, tax related accruals and contingencies. We base our estimates on our operating experience and on various conditions existing in the market and we believe them to be reasonable under the circumstances. Our estimates form the basis for making judgments about the carrying values of assets and liabilities that are not readily apparent from other sources. Actual results may differ materially from these estimates under different assumptions or conditions.

We have identified the critical accounting estimates that we believe require significant judgment in the preparation of our consolidated financial statements. We consider these accounting estimates to be critical because changes in the assumptions or estimates we have selected have the potential of materially impacting our financial statements.

*Foreign Currency.* From the inception of GT&T’s operations through December 31, 2007, a significant portion of GT&T’s cash receipts and expenditures, including a substantial majority of its capital expenditures, have been in U.S. dollars. Accordingly, the U.S. dollar has been GT&T’s functional currency and any transaction gains and losses on non-U.S. dollar denominated assets and liabilities are reflected in income. However, as the value of the Guyana dollar has remained constant at

G\$205 to one U.S. dollar since December 31, 2004, there have been no foreign exchange gains or losses relating to the Guyana dollar since that date. With the expansion of GT&T's wireless business and the increases that GT&T hopes to receive in its rates for local service, both of which are billed and paid in Guyana dollars, it is possible that the Guyana dollar may become GT&T's functional currency in the future, in which case any future changes in the Guyana dollar exchange rate may have an adverse affect on our future results.

*Revenue Recognition.* In determining the appropriate amount of revenue to recognize for a particular transaction, all of the Company's subsidiaries apply the criteria established by Staff Accounting Bulletin (or SAB) No. 104 "Revenue Recognition" and defer those items that do not meet the recognition criteria. The subsidiaries also rely on their historical evidence with each customer or carrier in estimating amounts for which revenue is recognized. However, due to the nature and timing of carrier settlements, adjustments affecting revenue can and do occur in periods subsequent to the period when the services were provided, billed and recorded as revenue. Historically, the Company's accounts receivable reserves have been sufficient to absorb any credits and bad debt write-offs recorded in subsequent periods.

The Company's GT&T subsidiary recognizes its wireless, local telephone and data and international long distance revenues when earned, regardless of the period in which they are billed. The Company applies the appropriate rate to minutes of long distance traffic based upon the foreign carrier from which that traffic is received. However, GT&T operates in a regulated industry, therefore, its pricing is subject to regulatory commission oversight. Such oversight could result in changes to the amount it bills customers in current and future periods.

GT&T charges an activation fee to new wireless subscribers in Guyana and re-activation fees to subscribers in Guyana who allow their accounts to lapse. The Company determined that the activation fees do not represent a separate unit of accounting under Emerging Issues Task Force Issue No. 00-21 "Accounting for Revenue Arrangements with Multiple Deliverables" (or EITF 00-21). Accordingly, the Company's policy is to defer those fees and recognize them ratably over the estimated customer relationship period in accordance with SAB No. 104. To date, those fees have been immaterial to both GT&T's and the Company's financial position and results of operations for all periods presented.

The Company recognizes revenue from Commnet's roaming operations and other monthly fees in the period the services are provided.

Sovernet recognizes revenue from subscriptions to its internet services as the services are provided regardless of the period in which they are billed. For wireline services, Sovernet recognizes such revenue as earned.

The Company recognizes revenue from subscriptions to Choice's internet, television and other services monthly, as the services are provided, net of management's best estimate of uncollectible accounts and regardless of the period in which they are billed. Installation fees charged by Choice to customers subscribing to cable and internet services have historically been immaterial to both Choice's and the Company's financial position and results of operations. The installation fee is intended to recover a portion of the costs associated with the installation of cabling and related equipment at the customer location required for that customer to receive Choice's monthly service offerings. The Company determined that Choice's activation fees represent a separate unit of accounting under EITF 00-21. As such, the Company's policy is to recognize these fees as revenue when the services are performed.

*Valuation of Accounts Receivable.* A considerable amount of judgment is required when assessing the ultimate realization of receivables, including assessing the probability of collection and the current credit-worthiness of customers. Due to the nature and timing of carrier settlements, adjustments affecting revenue and the corresponding receivable can and do occur in periods subsequent to the

period when the services were provided, billed and recorded as revenue. Historically, our accounts receivable reserves have been sufficient to absorb any credits and bad debt write-offs recorded in subsequent periods. However, the amounts we will ultimately realize upon settlement could differ in the near term from the amounts assumed in estimating these revenues and the related accounts receivable.

*Property, Plant and Equipment.* We operate in an environment where rapid changes in technology or changes in the intended use of property, plant and equipment may cause the estimated period of use or the value of these assets to change.

Our fixed assets are recorded at cost and are depreciated using the straight-line method generally between 3 and 39 years. Repairs and replacements of minor items of property are charged to maintenance expense as incurred. The cost of fixed assets in service and under construction includes an allocation of indirect costs applicable to construction.

We periodically review our obligations and update our cost estimates. If laws are enacted or circumstances change, amounts required to remediate the properties may differ significantly from the amounts reflected in the consolidated financial statements.

*Long-Lived and Intangible Assets.* In accordance with SFAS No. 144, "Accounting for Impairment or Disposal of Long-Lived Assets" and SFAS No. 142, "Goodwill and Other Intangible Assets," we evaluate the carrying value of our long-lived assets, including property and equipment, whenever events or changes in circumstances indicate that the carrying amount of an asset may not be recoverable. An impairment loss exists when estimated undiscounted cash flows attributable to the assets are less than their carrying amount. If an asset is deemed to be impaired, the amount of the impairment loss recognized represents the excess of the asset's carrying value as compared to its estimated fair value, based on management's assumptions and projections. During the fourth quarter of 2007, the Company determined that certain assets of Choice Communications became impaired, and as such, recorded a \$4.4 million impairment charge in its 2007 statement of operations. See Note 9 to the Consolidated Financial Statements included in this report for additional information on the impairment charge.

Our estimates of the future cash flows attributable to our long-lived assets and the fair value of our businesses involve significant uncertainty. Those estimates are based on management's assumptions of future results, growth trends and industry conditions. If those estimates are not met, we could have additional impairment charges in the future, and the amounts may be material.

We also assess the carrying value of goodwill on an annual basis in accordance to SFAS No. 142 "Goodwill and Other Intangible Assets" or whenever events or changes in circumstances indicate that the carrying value of goodwill may not be recoverable. The carrying value of each reporting unit, including goodwill assigned to that reporting unit, is compared to its fair value. If the fair value of the reporting unit does not exceed the carrying value of the reporting unit, including goodwill, an analysis is performed to determine if an impairment charge should be recorded.

We assess the recoverability of the value of our FCC licenses using a discounted cash flow valuation method. We believe that our FCC licenses have an indefinite life based on historical ability to renew such licenses, that such renewals may be obtained indefinitely and at little cost, and that the related technology used is not expected to be replaced in the foreseeable future. If the value of these assets was impaired by some factor, such as an adverse change in the subsidiary's operating market, we may be required to record an impairment charge. We test the impairment of our FCC licenses annually or whenever events or changes in circumstances indicate that such assets might be impaired. The impairment test consists of a comparison of the fair value of FCC licenses with their carrying amount on a license by license basis.

*Tax Related Accruals.* Our estimate of deferred and current income taxes and the significant items giving rise to the deferred assets and liabilities are shown in Note 10 to the Consolidated Financial Statements included in this Report. These reflect the assessment of actual current and future taxes to be paid on items reflected in the financial statements, giving consideration to both timing and probability of realization. Actual income tax could vary from these estimates due to future changes in tax law. We are also subject to tax audits from various jurisdictions. We make estimates based on the available information and consult with experts where necessary. We believe our estimates are reasonable; however, they may change materially in the future due to new developments or interpretation.

*Contingencies.* We are subject to proceedings, lawsuits, audits and other claims related to lawsuits and other legal and regulatory proceedings that arise in the ordinary course of business. We are required to assess the likelihood of any adverse judgments or outcomes to these matters as well as potential ranges of probable losses. A determination of the amount of loss accruals required, if any, for these contingencies are made after careful analysis of each individual issue. We consult with legal counsel and other experts where necessary in connection with our assessment of any contingencies. The required accrual for any such contingency may change materially in the future due to new developments or changes in each matter. We estimate these contingencies amount to approximately \$23.5 million at December 31, 2007, the majority of which are not recorded on our books as we do not believe that an adverse outcome is probable. Adverse developments in these matters may result in the recording of liabilities to satisfy all or a portion of these claims. The Company adopted FIN 48, "Accounting for Uncertainty in Income Taxes" on January 1, 2007 and has accrued \$6.3 million as of December 31, 2007 for such matters. See Note 10 and Note 12 to the Consolidated Financial Statements included in this Report.

#### **Recent Accounting Pronouncements**

In September 2006, the Financial Accounting Standards Board (FASB) issued SFAS No. 157, *Fair Value Measurements*. SFAS No. 157 establishes a framework for measuring fair value and requires expanded disclosures regarding fair value measurements. This accounting standard is effective for financial statements issued for fiscal years beginning after November 15, 2007. However, in January 2008, the FASB issued FASB Staff Position FAS 157-b, Effective Date of FASB Statement No. 157 (FSP FAS 157-b). This FSP permits entities to elect to defer the effective date of SFAS No. 157 for all non financial assets and non financial liabilities, except those that are recognized or disclosed at fair value in the financial statements on a recurring basis. We have elected to defer the adoption of SFAS No. 157 for those assets and liabilities included in FSP FAS 157-b. We do not expect the adoption of SFAS No. 157 to have a material impact on our consolidated financial statements.

In February 2007, the FASB issued SFAS No. 159, *The Fair Value Option for Financial Assets and Financial Liabilities including an amendment of FASB Statement No. 115*. The standard requires unrealized gains and losses to be included in earnings for items reported using the fair value option. SFAS No. 159 permits companies to choose to measure many financial instruments and certain other items at fair value. SFAS No. 159 is effective for financial statements issued for fiscal years beginning after November 15, 2007. We do not expect the adoption of SFAS No. 159 to have a material impact on our consolidated financial statements.

In December 2007, the FASB issued SFAS No. 141(R), "Business Combinations". SFAS No. 141(R) requires an entity to recognize the assets acquired, liabilities assumed, contractual contingencies, and contingent consideration at their fair value on the acquisition date. It also requires acquisition-related costs to be expensed as incurred, restructuring costs to generally be expensed in periods subsequent to the acquisition date, and changes in accounting for deferred tax asset valuation allowances and acquired income tax uncertainties after the measurement period to impact income tax



expense. The Company has not yet determined the impact on its consolidated financial statements of adopting SFAS No. 141(R).

In December 2007, the FASB issued SFAS No. 160, “*Noncontrolling Interests in Consolidated Financial Statements an Amendment of ARB No. 51*”. SFAS No. 160 changes the accounting and reporting for minority interests, which will be characterized as non-controlling interests and classified as a component of equity. SFAS No. 160 is effective for the Company on a prospective basis in the first quarter of fiscal year 2009. The Company has not yet determined the impact on its consolidated financial statements of adopting SFAS No. 160.

#### **ITEM 7A. QUANTITATIVE AND QUALITATIVE DISCLOSURES ABOUT MARKET RISK**

*Foreign Currency Exchange Sensitivity.* Although a significant portion of GT&T’s revenues and expenditures are currently transacted in U.S. dollars, the results of future operations nevertheless may be affected by changes in the value of the Guyana dollar. From February 1991 until early 1994, the Guyana dollar remained relatively stable at the rate of approximately \$125 to the U.S. dollar. In 1994 the Guyana dollar declined in value to approximately \$142 to the U.S. dollar. It remained relatively stable at approximately that rate through 1997. From December 31, 1997, through December 31, 1998 the Guyana dollar further declined in value to approximately \$180 to the U.S. dollar and it remained relatively stable until late 2003. In the fourth quarter 2003, the Guyana dollar declined in value to approximately \$195 to the U.S. dollar and to approximately \$205 during the first quarter of 2004 and has remained at \$205 since then. Since the first quarter of 2004, we have not incurred any foreign exchange losses.

A substantial majority of our consolidated cash balances are kept in U.S. dollar denominated short term investments, and GT&T generally endeavors to maintain a balance between its Guyana dollar cash deposits and local receivables which are denominated in Guyana dollars, and its local tax and other payables which are also denominated in the Guyana dollar.

Under generally accepted international accounting principles, which, in our view, are statutorily applicable to the rate making process in Guyana, GT&T’s functional currency has been the U.S. dollar because a significant portion of GT&T’s revenues and expenditures have been transacted in U.S. dollars. Accordingly, in our view, GT&T is currently entitled to its agreed upon minimum 15% return on rate base computed in U.S. dollars on a U.S. dollar historical cost rate base and therefore devaluations of the Guyana dollar should have had no long-term impact on the value of GT&T’s earnings in U.S. dollars. The Guyana Public Utility Commission has neither approved nor disapproved our position. Moreover, with the decline in international settlement rates and the increases that GT&T hopes to have in local revenue, the Guyana dollar may become GT&T’s functional currency at some time in the future. See “Management’s Discussion and Analysis of Financial Condition and Results of Operations—Critical Accounting Policies” above.

*Interest Rate Sensitivity.* Our exposure to changes in interest rates is limited and relates primarily to our investments in commercial paper since our \$50.0 million of long term debt at December 31, 2007 has a fixed interest rate throughout the life of the loan. We do not use derivative financial instruments for speculative purposes. At December 31, 2007 we had \$19.7 million invested in commercial paper with a maturity of 90 days or less. Due to the high quality and short duration of these investments we do not expect that a change in interest rates would result in any material change to our investment portfolio.

## **ITEM 8. FINANCIAL STATEMENTS AND SUPPLEMENTARY DATA**

The Consolidated Financial Statements of Atlantic Tele-Network, Inc. and its subsidiaries are submitted as a separate section of this Report. See Index to Consolidated Financial Statements and Schedule that appears on page F-1 of this Report.

## **ITEM 9. CHANGES IN AND DISAGREEMENTS WITH ACCOUNTANTS ON ACCOUNTING AND FINANCIAL DISCLOSURE**

None.

## **ITEM 9A. CONTROLS AND PROCEDURES**

### **Disclosure Controls and Procedures**

We have established disclosure controls and procedures to ensure that material information relating to us, including our consolidated subsidiaries, is made known to the officers who certify our financial reports and to other members of senior management and the Board of Directors.

Our management, with the participation of our principal executive officer and principal financial officer, evaluated the effectiveness of the design and operation of our disclosure controls and procedures (as defined in Rules 13a-15(e) and 15d-15(e) under the Exchange Act) as of the end of the period covered by this Report. Based on this evaluation, our principal executive officer and principal financial officer concluded that these disclosure controls and procedures were effective.

### **Management's Annual Report on Internal Control Over Financial Reporting**

Our management, with the participation of our principal executive officer and principal financial officer, is responsible for establishing and maintaining adequate internal control over financial reporting as defined in Rules 13a-15(f) and 15d-15(f) under the Securities Exchange Act of 1934. Internal control over financial reporting is a process designed to provide reasonable assurance regarding the reliability of financial reporting and the preparation of financial statements for external purposes in accordance with generally accepted accounting principles. Internal control over financial reporting includes those policies and procedures that:

- (i) pertain to the maintenance of records that, in reasonable detail, accurately and fairly reflect the transactions and dispositions of assets;
- (ii) provide reasonable assurance that transactions are recorded as necessary to permit preparation of financial statements in accordance with generally accepted accounting principles, and that receipts and expenditures of the company are being made only in accordance with authorizations of management and directors; and
- (iii) provide reasonable assurance regarding prevention or timely detection of unauthorized acquisition, use or disposition of assets that could have a material effect on the financial statements.

Because of its inherent limitations, internal control over financial reporting may not prevent or detect misstatements. Also, projections of any evaluation of effectiveness to future periods are subject to the risk that controls may become inadequate because of changes in conditions, or that the degree of compliance with the policies or procedures may deteriorate.

Management assessed the effectiveness of the Company's internal control over financial reporting as of December 31, 2007. In making this assessment, management used the criteria set forth by the Committee of Sponsoring Organizations of the Treadway Commission (COSO) in Internal Control—Integrated Framework.

Based on this assessment, management determined that they maintained effective internal control over financial reporting as of December 31, 2007.

The effectiveness of the Company's internal control over financial reporting as of December 31, 2007 has been audited by PricewaterhouseCoopers LLP, an independent registered public accounting firm, as stated in their report which is included in "Item 8. Financial Statements and Supplementary Data."

**Changes in Internal Control over Financial Reporting**

There was no change in the internal control over financial reporting that occurred during the fiscal quarter ended December 31, 2007 that has materially affected, or is reasonably likely to materially affect, our internal control over financial reporting.

**ITEM 9B. OTHER INFORMATION**

None.

**PART III**

**ITEM 10. DIRECTORS, EXECUTIVE OFFICERS AND CORPORATE GOVERNANCE**

**Executive Officers**

Our executive officers and their respective ages and positions as of March 17, 2008 are set forth below:

<u>Name</u>	<u>Age</u>	<u>Position</u>
Michael T. Prior . . . . .	43	President and Chief Executive Officer
Justin D. Benincasa . . . . .	46	Chief Financial Officer and Treasurer
William F. Kreisher . . . . .	45	Senior Vice President, Corporate Development
Douglas J. Minster . . . . .	47	Vice President, General Counsel and Secretary
John P. Audet . . . . .	50	Vice President, Financial Analysis and Planning
Andrew S. Fienberg . . . . .	40	Chief Accounting Officer

**Michael T. Prior** is our President and Chief Executive Officer. Mr. Prior joined us in 2003 as our Chief Financial Officer and Treasurer. Before joining us, Mr. Prior was a partner with Q Advisors LLC, a Denver-based investment banking and financial advisory firm focused on the telecommunications sector. From 1999 to 2002, he headed corporate development for LighTrade, Inc., a telecommunications infrastructure provider. From 1998 to 1999, Mr. Prior was a member of ComSpace Development LLC, a seed investment concern in the communications industry and an early investor in LighTrade. From 1992 to 1998, Mr. Prior was a corporate lawyer with Cleary Gottlieb Steen & Hamilton in London and New York and Perkins Coie LLP in Seattle. Mr. Prior received a B.A. degree from Vassar College and a J.D. degree *summa cum laude* from Brooklyn Law School. He is the son of Cornelius B. Prior, Jr., Chairman of our Board.

**Justin D. Benincasa** is our Chief Financial Officer and Treasurer. Prior to joining us in May 2006, Mr. Benincasa was a Principal at Windover Development, LLC since 2004. From 1998 to 2004, he was Executive Vice President of Finance and Administration at American Tower Corporation, a leading wireless and broadcast communications infrastructure company, where he managed finance and accounting, treasury, IT, tax, lease administration and property management. Prior to that, he was Vice President and Corporate Controller at American Radio Systems Corporation and held accounting and finance positions at American Cablesystems Corporation. Mr. Benincasa holds an M.B.A. degree from Bentley College and a B.A. degree from the University of Massachusetts.

**William F. Kreisher** joined the company in 2007 as Senior Vice President, Corporate Development. Prior to joining ATN, Mr. Kreisher had been Vice President—Corporate Development at Cingular Wireless (now AT&T Mobility) since 2004. He had been part of the corporate development team at Cingular since its formation and spent five years at Bell South before that as a Director of Finance, the acting Chief Financial Officer at its broadband and video division, and as a senior manager in its mergers and acquisitions group. Mr. Kreisher is a twenty-year veteran of the telecommunications industry, having also worked with MCI Telecommunications and Equant. Mr. Kreisher holds a Masters in Business Administration from Fordham University and a Bachelor of Arts degree from the Catholic University of America.

**Douglas J. Minster** joined us in 2003 as our Vice President and General Counsel. From November 1999 to February 2002, Mr. Minster served as Vice President, External Affairs, at LighTrade, Inc. From 1997 to 1998, he headed corporate development at IP Radio, Inc., a wireless broadband service. From 1990 to 1992, he served as a senior legal advisor at Time Warner Telecommunications. In addition, Mr. Minster co-founded Digital Satellite Broadcasting Corp., a satellite radio company, helping to develop the regulatory foundation for the satellite radio service. Mr. Minster began his career as an attorney at the FCC, later joining the former Chairman of the FCC at Patrick Communications as an

advisor on domestic and international regulatory and legal issues. He received a B.S. degree from Ithaca College and a J.D. degree from The Catholic University Columbus School of Law.

**John P. Audet** joined the Company in 2006 as Vice President—Financial Analysis and Planning, after serving as a consultant and advisor to the Company for three years. Prior to his relationship with ATN, he held executive finance positions with a number of start-up telecommunications companies. Mr. Audet was also a Senior Consultant with BIA Financial Network, Inc, a financial and appraisal consultancy to the media and telecommunications industry where he participated in formal appraisals of businesses and assets worth in excess of over \$2 billion. Early in his career, Mr. Audet was a principal in a specialized engineering consultancy that designed and built over two dozen of the first cellular radio systems in the United States. He is a *summa cum laude* graduate of the University of Maryland, University College with a B.S. in Finance & Technology & Management.

**Andrew S. Fienberg** joined us in May 2005 as our Chief Accounting Officer. From 2003 to 2005, Mr. Fienberg served as a Divisional Controller for Pegasus Satellite Television, Inc., a re-seller of DirecTV services throughout the rural United States. From August 1999 to December 2003, Mr. Fienberg was the Corporate Controller at iBasis, Inc., a publicly-traded international VoIP telecommunications service provider. Prior to iBasis, Mr. Fienberg was with Iron Mountain Incorporated, a data storage provider, which he joined in May 1997. Before that, he served as an auditor at BDO Seidman, LLP in Boston beginning in September 1989. Mr. Fienberg received a B.S. degree in Accountancy from Bentley College and is a Certified Public Accountant.

Additional information required by this Item regarding our directors and executive officers will be set forth in our Definitive Proxy Statement for the Annual Meeting of Stockholders to be held on May 16, 2008 (or 2008 Proxy Statement) under “Election of Directors” and “Section 16(a) Beneficial Ownership Reporting Compliance” and is herein incorporated by reference. Required information regarding our audit committee financial experts and identification of the audit committee of our Board of Directors will be set forth in our 2008 Proxy Statement under “Corporate Governance” and is incorporated herein by reference.

Information regarding our Code of Ethics applicable to our principal executive officer, our principal financial officer, our controller and other senior financial officers appears in Item 1 of this Report under the caption “Business—Available Information.”

#### **ITEM 11. EXECUTIVE COMPENSATION**

Information required by this Item regarding executive compensation will be set forth in our 2008 Proxy Statement under “Executive Officer and Director Compensation” and is incorporated herein by reference.

#### **ITEM 12. SECURITY OWNERSHIP OF CERTAIN BENEFICIAL OWNERS AND MANAGEMENT AND RELATED STOCKHOLDER MATTERS**

Information required by this Item regarding security ownership of certain beneficial owners, directors and executive officers will be set forth in our 2008 Proxy Statement under “Security Ownership of Certain Beneficial Owners and Management” and is incorporated herein by reference.

Information required by this Item regarding our equity compensation plans will be set forth in our 2008 Proxy Statement under Atlantic Tele-Network, Inc. 2008 Equity Incentive Plan and is incorporated herein by reference.

**ITEM 13. CERTAIN RELATIONSHIPS AND RELATED TRANSACTIONS, AND DIRECTOR INDEPENDENCE**

Information required by this Item regarding certain relationships and related transactions will be set forth in our 2008 Proxy Statement under “Related Person Transactions” and is incorporated herein by reference.

**ITEM 14. PRINCIPAL ACCOUNTANT FEES AND SERVICES**

Information required by this Item regarding auditor fees and services will be set forth in our 2008 Proxy Statement under “Independent Registered Public Accounting Firm” and is incorporated herein by reference.

**PART IV**

**ITEM 15. FINANCIAL STATEMENTS, EXHIBITS, FINANCIAL STATEMENT SCHEDULE**

(a) The following documents are filed as part of this Report:

(1) *Financial Statements.* See Index to Consolidated Financial Statements, which appears on page F-1 hereof. The financial statements listed in the accompanying Index to Consolidated Financial Statements are filed herewith in response to this Item.

(2) *Financial Statement Schedule.* All schedules are omitted because they are not applicable or because the required information is contained in the consolidated financial statements or notes included in this Report.

(3) *Exhibits.* See Index to Exhibits. The exhibits listed in the Index to Exhibits immediately preceding the exhibits are filed herewith in response to this Item.



**ATLANTIC TELE-NETWORK, INC. AND SUBSIDIARIES**  
**CONSOLIDATED FINANCIAL STATEMENTS AND FINANCIAL STATEMENT SCHEDULE**  
**December 31, 2005, 2006 and 2007**

**INDEX**

	<u>Page</u>
REPORT OF INDEPENDENT REGISTERED PUBLIC ACCOUNTING FIRM . . . . .	F-2
FINANCIAL STATEMENTS	
Consolidated Balance Sheets—December 31, 2006 and 2007 . . . . .	F-3
Consolidated Statements of Operations for the Years Ended December 31, 2005, 2006 and 2007 . . . . .	F-4
Consolidated Statements of Stockholders' Equity for the Years Ended December 31, 2005, 2006 and 2007 . . . . .	F-5
Consolidated Statements of Cash Flows for the Years Ended December 31, 2005, 2006 and 2007 . . . . .	F-6
NOTES TO CONSOLIDATED FINANCIAL STATEMENTS . . . . .	F-7
FINANCIAL STATEMENT SCHEDULE	
Schedule II—Valuation and Qualifying Accounts for the Years Ended December 31, 2005, 2006 and 2007 . . . . .	F-41



## **Report of Independent Registered Public Accounting Firm**

To the Board of Directors and Stockholders of  
Atlantic Tele-Network, Inc.:

In our opinion, the consolidated financial statements listed in the accompanying index present fairly, in all material respects, the financial position of Atlantic Tele-Network, Inc. and its subsidiaries at December 31, 2007 and 2006, and the results of their operations and their cash flows for each of the three years in the period ended December 31, 2007 in conformity with accounting principles generally accepted in the United States of America. In addition, in our opinion, the financial statement schedule listed in the accompanying index presents fairly, in all material respects, the information set forth therein when read in conjunction with the related consolidated financial statements. Also in our opinion, the Company maintained, in all material respects, effective internal control over financial reporting as of December 31, 2007, based on criteria established in Internal Control—Integrated Framework issued by the Committee of Sponsoring Organizations of the Treadway Commission (COSO). The Company's management is responsible for these financial statements and financial statement schedule, for maintaining effective internal control over financial reporting and for its assessment of the effectiveness of internal control over financial reporting, included in Management's Report on Internal Control over Financial Reporting appearing under Item 9A. Our responsibility is to express opinions on these financial statements, on the financial statement schedule, and on the Company's internal control over financial reporting based on our audits (which were integrated audits in 2007 and 2006). We conducted our audits in accordance with the standards of the Public Company Accounting Oversight Board (United States). Those standards require that we plan and perform the audits to obtain reasonable assurance about whether the financial statements are free of material misstatement and whether effective internal control over financial reporting was maintained in all material respects. Our audits of the financial statements included examining, on a test basis, evidence supporting the amounts and disclosures in the financial statements, assessing the accounting principles used and significant estimates made by management, and evaluating the overall financial statement presentation. Our audit of internal control over financial reporting included obtaining an understanding of internal control over financial reporting, assessing the risk that a material weakness exists, and testing and evaluating the design and operating effectiveness of internal control based on the assessed risk. Our audits also included performing such other procedures as we considered necessary in the circumstances. We believe that our audits provide a reasonable basis for our opinions.

A company's internal control over financial reporting is a process designed to provide reasonable assurance regarding the reliability of financial reporting and the preparation of financial statements for external purposes in accordance with generally accepted accounting principles. A company's internal control over financial reporting includes those policies and procedures that (i) pertain to the maintenance of records that, in reasonable detail, accurately and fairly reflect the transactions and dispositions of the assets of the company; (ii) provide reasonable assurance that transactions are recorded as necessary to permit preparation of financial statements in accordance with generally accepted accounting principles, and that receipts and expenditures of the company are being made only in accordance with authorizations of management and directors of the company; and (iii) provide reasonable assurance regarding prevention or timely detection of unauthorized acquisition, use, or disposition of the company's assets that could have a material effect on the financial statements.

Because of its inherent limitations, internal control over financial reporting may not prevent or detect misstatements. Also, projections of any evaluation of effectiveness to future periods are subject to the risk that controls may become inadequate because of changes in conditions, or that the degree of compliance with the policies or procedures may deteriorate.

PricewaterhouseCoopers LLP  
Boston, Massachusetts  
March 17, 2008

**ATLANTIC TELE-NETWORK, INC. AND SUBSIDIARIES**  
**CONSOLIDATED BALANCE SHEETS**  
**December 31, 2006 and 2007**  
**(In Thousands, Except Share Data)**

	<b>December 31,</b>	
	<b>2006</b>	<b>2007</b>
<b>ASSETS</b>		
Current Assets:		
Cash and cash equivalents . . . . .	\$ 60,543	\$ 71,173
Restricted cash . . . . .	—	4,831
Marketable securities . . . . .	—	5,280
Accounts receivable, net of allowances of \$1.4 million and \$1.3 million, respectively . . . .	20,510	27,357
Materials and supplies . . . . .	7,578	4,747
Prepayments and other current assets . . . . .	2,508	4,987
Total current assets . . . . .	91,139	118,375
Fixed Assets:		
Property, plant, and equipment . . . . .	237,006	277,181
Less accumulated depreciation . . . . .	(98,433)	(121,428)
Net fixed assets . . . . .	138,573	155,753
Licenses . . . . .	20,641	14,738
Goodwill . . . . .	35,583	39,344
Other intangibles, net . . . . .	3,509	2,349
Investment in and advances to unconsolidated affiliates . . . . .	12,004	12,453
Other assets . . . . .	1,165	1,614
Total assets . . . . .	\$302,614	\$ 344,626
<b>LIABILITIES AND STOCKHOLDERS' EQUITY</b>		
Current Liabilities:		
Accounts payable and accrued liabilities . . . . .	\$ 19,252	\$ 25,618
Dividends payable . . . . .	2,146	2,461
Accrued taxes . . . . .	7,301	11,029
Advance payments and deposits . . . . .	3,813	3,912
Other current liabilities . . . . .	2,529	1,859
Total current liabilities . . . . .	35,041	44,879
Deferred income taxes . . . . .	12,871	13,082
Other liabilities . . . . .	—	458
Long-term debt, excluding current portion . . . . .	50,000	50,000
Total liabilities . . . . .	97,912	108,419
Minority interests . . . . .	25,932	27,236
Commitments and contingencies (Note 12)		
Stockholders' Equity:		
Preferred stock, \$0.01 par value per share; 10,000,000 shares authorized, none issued and outstanding . . . . .	—	—
Common stock, \$0.01 par value per share; 50,000,000 shares authorized; 15,651,018 and 15,675,518 shares issued, respectively, and 15,170,707 and 15,220,546 shares outstanding in 2006 and 2007, respectively . . . . .	157	157
Treasury stock, at cost; 480,311 and 454,972 shares in 2006 and 2007, respectively . . . . .	(3,557)	(3,403)
Additional paid-in capital . . . . .	104,356	106,038
Retained earnings . . . . .	79,599	108,414
Accumulated other comprehensive loss . . . . .	(1,785)	(2,235)
Total stockholders' equity . . . . .	178,770	208,971
Total liabilities and stockholders' equity . . . . .	\$302,614	\$ 344,626

The accompanying notes are an integral part of these consolidated financial statements.

**ATLANTIC TELE-NETWORK, INC. AND SUBSIDIARIES**  
**CONSOLIDATED STATEMENTS OF OPERATIONS**  
**For the Years Ended December 31, 2005, 2006 and 2007**  
**(In Thousands, Except Per Share Data)**

	<b>December 31,</b>		
	<b>2005</b>	<b>2006</b>	<b>2007</b>
<b>REVENUE:</b>			
Wireless . . . . .	\$ 26,360	\$ 63,038	\$ 83,458
Local telephone and data . . . . .	27,530	42,718	46,598
International long distance . . . . .	45,439	46,663	52,635
Other . . . . .	2,952	3,646	4,050
Total revenue . . . . .	<u>102,281</u>	<u>156,065</u>	<u>186,741</u>
<b>OPERATING EXPENSES</b> (excluding depreciation and amortization unless otherwise indicated):			
Termination and access fees . . . . .	7,941	23,394	29,379
Internet and programming . . . . .	2,601	3,504	3,379
Engineering and operations . . . . .	15,136	19,691	23,037
Sales and marketing . . . . .	6,457	10,088	15,526
General and administrative . . . . .	15,607	21,892	23,136
Depreciation and amortization . . . . .	17,110	24,510	26,686
Impairment of long-lived assets . . . . .	—	—	4,400
Gain on disposition of long-lived assets . . . . .	—	—	(5,961)
Total operating expenses . . . . .	<u>64,852</u>	<u>103,079</u>	<u>119,582</u>
Income from operations . . . . .	<u>37,429</u>	<u>52,986</u>	<u>67,159</u>
<b>OTHER INCOME (EXPENSE):</b>			
Interest expense . . . . .	(1,629)	(3,739)	(2,282)
Interest income . . . . .	942	1,592	2,454
Other income (expense), net . . . . .	(631)	725	2,239
Other income (expense), net . . . . .	<u>(1,318)</u>	<u>(1,422)</u>	<u>2,411</u>
<b>INCOME BEFORE INCOME TAXES, MINORITY INTERESTS AND EQUITY IN EARNINGS OF UNCONSOLIDATED AFFILIATES</b> . . . . .	36,111	51,564	69,570
Income taxes . . . . .	21,007	25,538	28,929
<b>INCOME BEFORE MINORITY INTERESTS AND EQUITY IN EARNINGS OF UNCONSOLIDATED AFFILIATES</b> . . . . .	15,104	26,026	40,641
Minority interests, net of tax of \$3.8 million, \$4.0 million and \$3.7 million, respectively . . . . .	(4,364)	(4,993)	(4,982)
Equity in earnings of unconsolidated affiliates, net of tax . . . . .	3,043	2,467	2,281
<b>NET INCOME</b> . . . . .	<u>\$ 13,783</u>	<u>\$ 23,500</u>	<u>\$ 37,940</u>
<b>NET INCOME PER SHARE:</b>			
Basic . . . . .	<u>\$ 1.11</u>	<u>\$ 1.73</u>	<u>\$ 2.50</u>
Diluted . . . . .	<u>\$ 1.10</u>	<u>\$ 1.72</u>	<u>\$ 2.48</u>
<b>WEIGHTED AVERAGE COMMON SHARES OUTSTANDING:</b>			
Basic . . . . .	<u>12,465</u>	<u>13,568</u>	<u>15,168</u>
Diluted . . . . .	<u>12,488</u>	<u>13,672</u>	<u>15,304</u>

The accompanying notes are an integral part of these consolidated financial statements.

**ATLANTIC TELE-NETWORK, INC. AND SUBSIDIARIES**  
**CONSOLIDATED STATEMENTS OF STOCKHOLDERS' EQUITY**

For the Years Ended December 31, 2005, 2006, and 2007

(In Thousands, Except Share Data)

	Common Stock	Treasury Stock, at cost	Additional Paid In Capital	Equity Contribution Receivable from Related Party	Retained Earnings	Accumulated Other Comprehensive Income	Total Stockholders Equity
Balance, January 1, 2005	\$129	\$(2,000)	\$ 56,690	\$(858)	\$ 55,262	\$ —	\$109,223
Equity Contribution, Related Party	—	(858)	—	858	—	—	—
Purchase of 50,000 shares of common stock	—	(586)	—	—	—	—	(586)
Reissuance of 6,842 shares of common stock from treasury under Directors' Remuneration Plan	—	42	(42)	—	—	—	—
Issuance of 71,250 shares of common stock under 2005 Restricted Stock Plan	—	—	—	—	—	—	—
Repurchase of 23,612 vested shares of common stock issued under 2005 Restricted Stock Plan	—	(290)	290	—	—	—	—
Reissuance of 12,500 shares of common stock from treasury	—	160	—	—	—	—	160
Stock-based compensation	—	—	131	—	—	—	131
Dividends on common stock	—	—	—	—	(5,725)	—	(5,725)
Net income	—	—	—	—	13,783	—	13,783
Balance, December 31, 2005	129	(3,532)	57,069	—	63,320	—	116,986
Issuance of 2,640,000 shares of common stock in underwritten public offering, net of offering costs	27	—	46,243	—	—	—	46,270
Award of shares of common stock under Directors' Remuneration Plan	—	—	60	—	—	—	60
Reissuance of 9,084 shares of common stock from treasury under Directors' Remuneration Plan	—	60	(60)	—	—	—	—
Issuance of 43,750 shares of common stock upon exercise of stock options	1	—	734	—	—	—	735
Issuance of 17,500 shares of common stock under 2005 Restricted Stock Plan	—	—	—	—	—	—	—
Repurchase of 3,333 vested shares of common stock issued under 2005 Restricted Stock Plan	—	(85)	85	—	—	—	—
Issuance of restricted common shares of Sovernet, Inc.	—	—	(508)	—	—	—	(508)
Cash paid in lieu of half-shares as a result of split of common stock	—	—	(4)	—	—	—	(4)
Stock-based compensation	—	—	737	—	—	—	737
Dividends on common stock	—	—	—	—	(7,221)	—	(7,221)
Net income	—	—	—	—	23,500	—	23,500
Adoption of SFAS No. 158, net of tax of \$1,583	—	—	—	—	—	(1,785)	(1,785)
Balance, December 31, 2006	157	(3,557)	104,356	—	79,599	(1,785)	178,770
Reissuance of 21,000 shares of common stock from treasury for acquisition of remaining 5% interest in Commnet	—	156	473	—	—	—	629
Award of 2,000 shares of common stock under Directors' Remuneration Plan	—	—	94	—	—	—	94
Reissuance of 14,756 shares of common stock from treasury under Directors' Remuneration Plan	—	108	(108)	—	—	—	—
Issuance of 12,500 shares of common stock upon exercise of stock options	—	—	209	—	—	—	209
Issuance of 10,000 shares of common stock under 2005 Restricted Stock Plan	—	—	—	—	—	—	—
Repurchase of 3,333 vested shares of common stock issued under 2005 Restricted Stock Plan	—	(110)	110	—	—	—	—
Stock-based compensation	—	—	904	—	—	—	904
Dividends on common stock	—	—	—	—	(9,125)	—	(9,125)
<i>Comprehensive income:</i>							
Net income	—	—	—	—	37,940	—	37,940
Other comprehensive income, net of tax of \$398	—	—	—	—	—	(450)	(450)
Total comprehensive income	—	—	—	—	37,940	(450)	37,490
Balance, December 31, 2007	\$157	\$(3,403)	\$106,038	\$ —	\$108,414	\$(2,235)	\$208,971

The accompanying notes are an integral part of these consolidated financial statements.

**ATLANTIC TELE-NETWORK, INC. AND SUBSIDIARIES**  
**CONSOLIDATED STATEMENTS OF CASH FLOWS**  
**For the Years Ended December 31, 2005, 2006 and 2007**  
**(In Thousands)**

	December 31,		
	2005	2006	2007
Cash flows from operating activities:			
Net income . . . . .	\$ 13,783	\$ 23,500	\$ 37,940
Adjustments to reconcile net income to net cash flows provided by operating activities:			
Depreciation and amortization . . . . .	17,110	24,510	26,686
Impairment of long-lived assets . . . . .	—	—	4,400
Gain on disposition of long-lived assets . . . . .	—	—	(5,961)
Minority interests . . . . .	4,364	4,993	4,982
Dividends received from Bermuda Digital Communications Ltd. . . . .	1,450	1,658	1,935
Stock-based compensation . . . . .	421	822	1,013
Deferred income taxes . . . . .	1,290	3,046	584
Equity in earnings of unconsolidated affiliates . . . . .	(3,043)	(2,467)	(2,281)
Reserve for amounts due from Bridge International Communications, Inc. . . . .	2,104	255	—
Changes in operating assets and liabilities, excluding the effects of acquisitions:			
Accounts receivable, net . . . . .	(2,069)	(3,246)	(6,822)
Materials and supplies, prepayments, and other current assets . . . . .	1,072	(3,599)	1,106
Accounts payable and accrued liabilities . . . . .	(3,006)	3,897	3,383
Accrued taxes . . . . .	(2,009)	(1,706)	3,125
Other . . . . .	677	(415)	(950)
Net cash provided by operating activities . . . . .	<u>32,144</u>	<u>51,248</u>	<u>69,140</u>
Cash flows from investing activities:			
Capital expenditures . . . . .	(26,011)	(35,465)	(48,894)
Acquisitions of businesses, net of cash acquired of \$1,862, \$1,456 and \$0 . . . . .	(57,393)	(8,975)	(6,715)
Acquisitions completed by Commnet, net of cash acquired of \$0, \$231 and \$0 . . . . .	—	(9,557)	(50)
Increase in restricted cash . . . . .	—	—	(4,831)
Net proceeds from sale of assets . . . . .	—	2,053	18,430
Sale (purchase) of long term marketable securities . . . . .	(1,991)	1,991	—
Sale (purchase) of short term marketable securities . . . . .	8,081	—	(5,280)
Advances to Bridge International Communications, Inc. . . . .	(1,109)	—	—
Net cash used in investing activities . . . . .	<u>(78,423)</u>	<u>(49,953)</u>	<u>(47,340)</u>
Cash flows from financing activities:			
Dividends paid on common stock . . . . .	(5,725)	(6,632)	(8,839)
Distribution to minority stockholders . . . . .	(3,649)	(3,183)	(2,430)
Proceeds from stock option exercise . . . . .	—	735	209
Proceeds from underwritten public offering of common stock, net of expenses . . . . .	—	46,270	—
Repayment of long-term debt . . . . .	(13,662)	(27,750)	—
Proceeds from long-term debt . . . . .	57,000	22,000	—
Purchase of common stock . . . . .	(876)	(85)	(110)
Investments made by minority shareholders in consolidated affiliates . . . . .	—	1,400	—
Proceeds from sale of stock . . . . .	160	—	—
Debt issuance costs . . . . .	(376)	—	—
Net cash provided by (used in) financing activities . . . . .	<u>32,872</u>	<u>32,755</u>	<u>(11,170)</u>
Net change in cash and cash equivalents . . . . .	(13,407)	34,050	10,630
Cash and cash equivalents, beginning of year . . . . .	39,900	26,493	60,543
Cash and cash equivalents, end of year . . . . .	<u>\$ 26,493</u>	<u>\$ 60,543</u>	<u>\$ 71,173</u>
Supplemental cash flow information:			
Interest paid . . . . .	\$ 1,622	\$ 3,739	\$ 2,282
Taxes paid . . . . .	<u>\$ 20,886</u>	<u>\$ 24,539</u>	<u>\$ 25,769</u>

The accompanying notes are an integral part of these consolidated financial statements.

**ATLANTIC TELE-NETWORK, INC. AND SUBSIDIARIES**  
**NOTES TO CONSOLIDATED FINANCIAL STATEMENTS**

**1. ORGANIZATION AND BUSINESS OPERATIONS**

Atlantic Tele-Network, Inc. (“ATN” or “Company”) provides wireless and wireline telecommunication services in the Caribbean and North America through the following operating subsidiaries and affiliates:

- Guyana Telephone & Telegraph Company, Ltd. (“GT&T”), the national and international telephone company in the Republic of Guyana and the largest wireless service provider in that country. The Company has owned 80% of the stock of GT&T since January 1991. GT&T generated approximately 85%, 61% and 57% of the Company’s consolidated revenues in 2005, 2006 and 2007, respectively. The reduction in these percentages is due to the acquisitions noted below and the growth in those acquired operations.
- Commnet Wireless, LLC (“Commnet”), an owner and operator of wholesale wireless networks in rural areas of the United States. Commnet provides wireless voice and data communications roaming services primarily to national, regional and local wireless carriers. The Company completed its acquisition of 95% of Commnet on September 15, 2005 and the remaining 5% in January 2007.
- Sovernet, Inc., (“Sovernet”), a facilities-based integrated voice, broadband data communications and dial-up service provider in New England, primarily in Vermont. ATN acquired all of the outstanding common stock of Sovernet, Inc. on February 10, 2006 and, at the closing of the transaction, issued shares of common stock of Sovernet, Inc. amounting to 4% of Sovernet’s outstanding capital stock to Sovernet’s new Chief Executive Officer, subject to vesting requirements and other restrictions.
- Bermuda Digital Communications, Ltd. (“BDC”), the largest wireless voice and data communications service provider in Bermuda, doing business under the name “Cellular One”. The Company acquired an equity interest in, and signed a management contract with, BDC in 1998. The Company currently owns 43% of the equity of BDC.
- Choice Communications, LLC (“Choice Communications” or “Choice”), a provider of fixed wireless broadband data and wireless digital television services, as well as dial-up internet services to retail and business customers in the U.S. Virgin Islands. Choice is a wholly owned subsidiary of the Company.

ATN provides management, technical, financial, regulatory, and marketing services for its subsidiaries and affiliates and receives a management fee equal to approximately 4% to 6% of their respective revenues. Management fees from consolidated subsidiaries are eliminated in consolidation. Management fees from unconsolidated affiliates are included in “Other Income” in the accompanying statements of operations.

In the third quarter of 2006, the Company completed the sale of 3.84 million shares of common stock at \$19.00 per share in an underwritten public offering (the “2006 Equity Offering”) consisting of the sale by the Company of an aggregate of 2.64 million shares (2.4 million shares in July 2006 and an additional 0.24 million shares purchased by the underwriters as a part of their over-allotment option in August 2006) and 1.2 million shares by our Chairman, Cornelius B. Prior, Jr., and his related entities. The net proceeds to the Company of this offering, which were approximately \$46.3 million, were used to repay a portion of the Company’s outstanding indebtedness, and will fund capital expenditures, acquisitions and/or strategic investments and general corporate purposes. The Company did not receive any proceeds from the sale of shares of the selling stockholders.

**ATLANTIC TELE-NETWORK, INC. AND SUBSIDIARIES**  
**NOTES TO CONSOLIDATED FINANCIAL STATEMENTS (Continued)**

**2. SUMMARY OF SIGNIFICANT ACCOUNTING POLICIES**

*Basis of Presentation*

The consolidated financial statements include the accounts of the Company, its majority-owned subsidiaries and Commnet of Florida, LLC, which is consolidated in accordance with the provisions of Financial Accounting Standards Board (“FASB”) Interpretation No. 46, “Consolidation of Variable Interest Entities, an interpretation on Accounting Research Bulletin No. 51” (“FIN No. 46”) as revised in December 2003 (“FIN No. 46R”) since it was determined that the Company is the primary beneficiary of Commnet of Florida, LLC.

Except for the Company’s investment in Commnet of Florida, LLC, the equity method of accounting is used for the Company’s investments in affiliated entities in which the Company has at least a 20% ownership but does not have management control. The Company accounts for investments of less than 20% for which the Company does not have the ability to exert significant influence over the operations by using the cost method of accounting.

On March 31, 2006, the Company completed a 5-for-2 split of its common stock which was effectuated as a stock dividend. ATN stockholders, as of the record date, received three additional shares of common stock for every two shares of common stock held on that date. The additional shares were distributed to stockholders on March 31, 2006. The stockholders of the Company also approved a proportional increase in the number of authorized shares of common stock from 20,000,000 to 50,000,000 in May 2006. On August 14, 2006, the Company amended its restated certificate of incorporation to reflect this increase in the authorized shares of common stock. Accordingly, the Company’s dividend per share amount was reduced to proportionately reflect the 5-for-2 split. The accompanying financial statements have been retroactively adjusted to reflect the stock split.

The Company reclassified certain revenue and operating expense items for 2005 and 2006 so as to conform to their 2007 presentation. A summary of the reclassifications are as follows:

	Year Ended December 31, 2005			Year Ended December 31, 2006		
	As Previously Reported	Reclassification	As Adjusted	As Previously Reported	Reclassification	As Adjusted
<b>Revenue:</b>						
Wireless revenue . .	25,964	396	26,360	61,946	1,092	63,038
Local telephone and data . . . . .	27,926	(396)	27,530	43,103	(385)	42,718
<b>Operating Expenses:</b>						
Termination and access fees . . . . .	7,941		7,941	22,687	707	23,394

None of the reclassifications affected income from operations, net income or net income per share.

*Use of Estimates*

The preparation of financial statements in conformity with accounting principles generally accepted in the United States of America requires management to make estimates and assumptions that affect the reported amounts of assets and liabilities and disclosure of contingent assets and liabilities at the dates of the financial statements and the reported amounts of revenues and expenses during the reporting periods. The most significant estimates relate to revenue recognition, allowance for doubtful

**ATLANTIC TELE-NETWORK, INC. AND SUBSIDIARIES**  
**NOTES TO CONSOLIDATED FINANCIAL STATEMENTS (Continued)**

**2. SUMMARY OF SIGNIFICANT ACCOUNTING POLICIES (Continued)**

accounts, useful lives of the Company's fixed and finite-lived intangible assets, allocation of purchase price to assets acquired and liabilities assumed in purchase business combinations, fair value of indefinite-live intangible assets, goodwill and income taxes. Actual results could differ significantly from those estimates.

***Cash and Cash Equivalents***

For purposes of the statements of cash flows, the Company considers all investments with an original maturity of three months or less at date of purchase to be cash equivalents. The Company places its cash and temporary investments with banks and other institutions that it believes have a high credit quality. At December 31, 2006 and 2007, the Company had deposits with banks in excess of FDIC insured limits and \$19.7 million of its cash is on deposit with non-insured institutions such as corporate money market issuers. Except for \$4.8 million of cash that is restricted for the purpose of acquiring certain equipment, the Company's cash and cash equivalents are not subject to any restriction. As of December 31, 2006 and 2007, the Company held \$4.6 million and \$4.8 million of its cash in Guyana dollars. While there are risks associated with the conversion of Guyana dollars to U.S. dollars due to limited liquidity in the Guyana foreign currency markets, it has not prevented the Company from converting Guyana dollars into U.S. dollars within a given three month period or from converting at a price that reasonably approximates the reported exchange rate.

***Marketable Securities***

The Company classifies marketable securities as available-for-sale in accordance with the provisions of SFAS No. 115, "Accounting for Certain Investments in Debt and Equity Securities." These securities are carried at fair market value, with unrealized gains and losses reported as a component of other comprehensive income (loss) in stockholders' equity. Gains or losses on securities sold are based on the specific identification method. Marketable securities at December 31, 2007 consists of a 120 day certificate of deposit held in U.S. dollars by GT&T. There were no gains or losses, realized or unrealized, with respect to marketable securities in any year presented.

***Materials and Supplies***

Materials and supplies primarily include customer premise equipment, cables, and poles at GT&T and are carried at weighted average cost.

***Regulatory Accounting***

GT&T accounts for costs in accordance with the accounting principles for regulated enterprises prescribed by SFAS No. 71, "Accounting for the Effects of Certain Types of Regulation." This accounting recognizes the economic effects of rate regulation by recording cost and a return on investment as such amounts are recovered through rates authorized by regulatory authorities. Accordingly, under SFAS No. 71, fixed assets are depreciated over lives approved by regulators, and certain costs and obligations are deferred based on approvals received from regulators to permit recovery of such amounts in future years.



**ATLANTIC TELE-NETWORK, INC. AND SUBSIDIARIES**  
**NOTES TO CONSOLIDATED FINANCIAL STATEMENTS (Continued)**

**2. SUMMARY OF SIGNIFICANT ACCOUNTING POLICIES (Continued)**

*Fixed Assets*

The Company's fixed assets are recorded at cost and depreciated using the straight-line method generally between 3 and 39 years. Repairs and replacements of minor items of property are charged to maintenance expense as incurred. The cost of fixed assets in service and under construction includes an allocation of indirect costs applicable to construction.

In June 2001, the FASB approved SFAS No. 143, "Accounting for Asset Retirement Obligations" (or SFAS No. 143). SFAS No. 143 establishes accounting standards for recognition and measurement of a liability for an asset retirement obligation and the associated asset retirement cost. The consolidated balance sheets include accruals of \$633,000 and \$769,000 as of December 31, 2006 and 2007, respectively, for such costs.

*Goodwill and Other Intangible Assets*

Goodwill represents the excess of consideration paid over the fair value of net assets acquired in purchase business combinations. In accordance with SFAS No. 142 "Goodwill and Other Intangible Assets", goodwill and other indefinite-lived intangible assets (telecommunications licenses) are tested for impairment on an annual basis or more frequently if events or changes in circumstances indicate that the asset might be impaired. The carrying value of each reporting unit, including goodwill assigned to that reporting unit, is compared to its fair value. If the fair value of the reporting unit does not exceed the carrying value of the reporting unit, including goodwill, an analysis is performed to determine if an impairment charge should be recorded. The Company performed impairment tests of its goodwill and licenses as of December 31, 2006 and 2007 noting no impairment as of those dates.

The Company assesses the recoverability of FCC licenses using a discounted cash flow valuation method. Management believes that FCC licenses have an indefinite life based on historical ability to renew such licenses, that such renewals may be obtained indefinitely and at little cost, and that the related technology used is not expected to be replaced in the foreseeable future. If the value of these assets was impaired by some factor, such as an adverse change in the subsidiary's operating market, the Company may be required to record an impairment charge. The realizability of FCC licenses is evaluated annually or whenever events or changes in circumstances indicate that such assets might be impaired. The impairment test consists of a comparison of the fair value of FCC licenses with their carrying amount on a license by license basis. Customer relationships are amortized over their estimated useful lives.

See Note 6 for additional information on transactions relating to goodwill and other intangible assets.

*Long-Lived Assets*

In accordance with SFAS No. 144, "Accounting for Impairment or Disposal of Long-Lived Assets", the Company evaluates the carrying value of long-lived assets, including property and equipment, in relation to the operating performance and future undiscounted cash flows of the underlying business whenever events or changes in circumstances indicate that the carrying amount of an asset may not be recoverable. An impairment loss exists when estimated undiscounted cash flows attributable to the assets are less than their carrying amount. If an asset is deemed to be impaired, the amount of the

**ATLANTIC TELE-NETWORK, INC. AND SUBSIDIARIES**  
**NOTES TO CONSOLIDATED FINANCIAL STATEMENTS (Continued)**

**2. SUMMARY OF SIGNIFICANT ACCOUNTING POLICIES (Continued)**

impairment loss recognized represents the excess of the asset's carrying value as compared to its estimated fair value, based on management's assumptions and projections.

Management's estimate of the future cash flows attributable to its long-lived assets and the fair value of its businesses involve significant uncertainty. Those estimates are based on management's assumptions of future results, growth trends and industry conditions. If those estimates are not met, the Company could have additional impairment charges in the future, and the amounts may be material.

Management believes that the long-lived assets in the accompanying consolidated balance sheets are appropriately valued at December 31, 2006 and 2007. However, during the fourth quarter of 2007, the Company determined that certain assets of Choice Communications became impaired, and as such, recorded a \$4.4 million impairment charge in its 2007 statement of operations. See Note 9 for additional information on the impairment charge.

***Minority Interests***

Minority interests in the accompanying consolidated statements of operations represent minority stockholders' share of the income or loss of GT&T, Sovernet, Commnet and Commnet's consolidated subsidiaries. The minority interests in the accompanying consolidated balance sheets reflect the original investments by the minority stockholders in these consolidated subsidiaries, along with their proportional share of the earnings or losses, net of any distribution from the consolidated subsidiaries.

***Comprehensive Income***

Comprehensive income for the year ended December 31, 2005 was the same as net income. For 2006 and 2007, comprehensive income included net income for each year and adjustments for the GT&T's defined benefit plan, net of tax.

***Revenue Recognition***

For all of the Company's subsidiaries, in determining the appropriate amount of revenue to recognize for a particular transaction, the Company applies the criteria established by Staff Accounting Bulletin No. 104 "Revenue Recognition" ("SAB 104") and defers those items that do not meet the recognition criteria and also relies on its past history of evidence with each customer or carrier in estimating amounts for which revenue is not recognized. However, due to the nature and timing of carrier settlements, adjustments affecting revenue can and do occur in periods subsequent to the period when the services were provided, billed and recorded as revenue. Historically, the Company's accounts receivable reserves have been sufficient to absorb any credits and bad debt write-offs recorded in subsequent periods.

*GT&T.* The Company's GT&T subsidiary recognizes its wireless, local telephone and data and international long distance revenues when earned, regardless of the period in which they are billed. The Company applies the appropriate rate to minutes of long distance traffic based upon the foreign carrier from which that traffic is received. However, GT&T operates in a regulated industry, therefore its pricing is subject to regulatory commission oversight. Such oversight could result in changes to the amount it bills customers in current and future periods.

**ATLANTIC TELE-NETWORK, INC. AND SUBSIDIARIES**  
**NOTES TO CONSOLIDATED FINANCIAL STATEMENTS (Continued)**

**2. SUMMARY OF SIGNIFICANT ACCOUNTING POLICIES (Continued)**

GT&T charges an activation fee to new wireless subscribers in Guyana and re-activation fees to subscribers in Guyana who allow their accounts to lapse. The Company determined that the activation fees do not represent a separate unit of accounting under Emerging Issues Task Force Issue No. 00-21 "Accounting for Revenue Arrangements with Multiple Deliverables" ("EITF 00-21"). Accordingly, the Company's policy is to defer those fees and recognize them ratably over the estimated customer relationship period in accordance with SAB 104. To date, those fees have been immaterial to both GT&T's and the Company's financial position and results of operations for all periods presented.

*Commnet.* The Company recognizes revenue from Commnet's roaming operations and other monthly fees in the period the services are provided.

*Sovernet.* The Company recognizes revenue from subscriptions to Sovernet's internet services on a monthly basis as the services are provided regardless of the period in which they are billed. For Sovernet's wireline services revenue is recognized as earned.

*Choice.* The Company recognizes revenue from subscriptions to Choice's internet, television and other services monthly, as the services are provided, net of management's best estimate of uncollectible accounts and regardless of the period in which they are billed. Installation fees charged by Choice to customers subscribing to cable and internet services have also historically been immaterial to both Choice's and the Company's financial position and results of operations. The installation fee is intended to recover a portion of the costs associated with the installation of cabling and related equipment at the customer location required for that customer to receive Choice's monthly service offerings. The Company determined that Choice's activation fees represent a separate unit of accounting under EITF 00-21. As such, the Company's policy is to recognize these fees as revenue when the services are performed.

***Income Taxes***

The Company accounts for income taxes under SFAS No. 109, "Accounting for Income Taxes." The Company's provision for income taxes is comprised of a current and deferred portion. The current income tax provision is calculated as the estimated taxes payable or refundable on tax returns for the current year. The deferred income tax provision is calculated for the estimated future tax effects attributable to temporary differences and carryforwards using expected tax rates in effect in the years during which the differences are expected to reverse.

The Company does not provide for United States income taxes on earnings of GT&T as such earnings are considered to be indefinitely reinvested. While it is not the Company's intention to reinvest these earnings permanently, foreign tax credits would largely eliminate any United States taxes on such earnings or offset any foreign withholding taxes.

The Company currently has significant deferred tax assets, resulting from tax credit carryforwards and deductible temporary differences. The Company provides a valuation allowance against a portion of its deferred tax assets. In assessing the realization of deferred tax assets, management weighs the positive and negative evidence to determine if it is more likely than not that some or all of the deferred tax assets will be realized. The ultimate realization of deferred tax assets is dependent upon the generation of future taxable income in the appropriate tax jurisdiction. A decrease in the Company's valuation allowance could result in an immediate material income tax benefit, an increase in total assets and stockholder's equity and could have a significant impact on earnings in future periods.

**ATLANTIC TELE-NETWORK, INC. AND SUBSIDIARIES**  
**NOTES TO CONSOLIDATED FINANCIAL STATEMENTS (Continued)**

**2. SUMMARY OF SIGNIFICANT ACCOUNTING POLICIES (Continued)**

The Company's estimate of the value of its tax reserves contains assumptions based on past experiences and judgments about the interpretation of statutes, rules and regulations by taxing jurisdictions. It is possible that the ultimate resolution of these matters may be greater or less than the amount that the Company estimated. If payment of these amounts proves to be unnecessary, the reversal of the liabilities would result in tax benefits being recognized in the period in which it is determined that the liabilities are no longer necessary. If the estimate of tax liabilities proves to be less than the ultimate assessment, a further charge to expense would result.

On January 1, 2007, the Company adopted FASB Interpretation No. 48, *Accounting for Uncertainty in Income Taxes—an interpretation of FASB Statement No. 109* ("FIN 48"), which clarifies the accounting for uncertainty in tax positions. FIN No. 48 prescribes a two-step process to determine the amount of tax benefit to be recognized. First, the tax position must be evaluated to determine the likelihood that it will be sustained upon external examination. If the tax position is deemed "more-likely-than-not" to be sustained, the tax position is then assessed to determine the amount of benefit to recognize in the financial statements. The amount of the benefit that may be recognized is the largest amount that has a greater than 50 percent likelihood of being realized upon ultimate settlement. The adoption of FIN 48 did not have a material impact on the results of operations or financial position of the Company.

The Company evaluated its uncertain tax positions relating to its various tax matters and rulings in Guyana and determined that no adjustment was to be recorded to the estimated settlement amounts previously recorded prior to the adoption of FIN 48. As noted in Note 12, due to various arrangements and relationships in place with the government of Guyana, there is no expectation that interest and penalties will be assessed upon reaching final settlement of the matters. There is no expected settlement date and upon settlement, which might not occur in the near future, the payment may vary significantly from the amounts currently recorded. The Company will continue to update amounts recorded as new developments arise.

***Credit Concentrations and Significant Customers***

The following table indicates the percentage of revenues generated from a single customer that exceeds 10% of the Company's consolidated revenue in any of the past three years:

<u>Customer</u>	<u>2005</u>	<u>2006</u>	<u>2007</u>
A . . . . .	8%	19%	22%
B . . . . .	14%	10%	8%

No other customer accounted for more than 10% of consolidated revenue in any of the past three years.

***Foreign Currency Gains and Losses***

With regard to GT&T operations, for which the U.S. dollar is the functional currency, foreign currency transaction gains and losses are included in determining net income. At each balance sheet date, balances denominated in foreign currency are adjusted to reflect the current exchange rate. For 2005, 2006 and 2007, the value of the Guyana dollar remained constant at G\$205 to one U.S. dollar.

**ATLANTIC TELE-NETWORK, INC. AND SUBSIDIARIES**  
**NOTES TO CONSOLIDATED FINANCIAL STATEMENTS (Continued)**

**2. SUMMARY OF SIGNIFICANT ACCOUNTING POLICIES (Continued)**

*Fair Value of Financial Instruments*

The Company's financial instruments at December 31, 2006 include cash and cash equivalents, accounts receivable, accounts payable and debt. The Company's financial instruments at December 31, 2007 also included marketable securities. The fair value of long-term debt is established using a discounted cash flow analysis. As of December 31, 2006 and 2007, the estimated fair values of all of the Company's financial instruments approximate their carrying values.

*Net Income Per Share*

Net income per share is computed in accordance with SFAS No. 128, "Earnings Per Share." Basic net income per share is computed by dividing net income by the weighted average number of common shares outstanding during the period and does not include any other potentially dilutive securities. Diluted net income per share gives effect to all potentially dilutive securities using the treasury stock method.

At December 31, 2007, the Company has two stock-based employee compensation plans (i) the 1998 Stock Option Plan and (ii) the 2005 Restricted Stock Plan. Both of these plans are more fully described in Note 8.

The reconciliation from basic to diluted weighted average common shares outstanding is as follows (in thousands):

	For the Year Ending December 31,		
	2005	2006	2007
Basic weighted average common shares outstanding . . . . .	12,465	13,568	15,168
Unvested shares issued under the Company's 2005 Restricted Stock Plan .	23	58	42
Stock options . . . . .	—	46	94
Diluted weighted average common shares outstanding . . . . .	12,488	13,672	15,304

The following notes the number of common shares not included in the above calculation because the effects of such were anti-dilutive:

	For the Year Ending December 31,		
	2005	2006	2007
Unvested shares issued under the Company's 2005 Restricted Stock Plan . . . . .	—	—	—
Stock options . . . . .	—	23	50
Total . . . . .	—	23	50

**ATLANTIC TELE-NETWORK, INC. AND SUBSIDIARIES**  
**NOTES TO CONSOLIDATED FINANCIAL STATEMENTS (Continued)**

**2. SUMMARY OF SIGNIFICANT ACCOUNTING POLICIES (Continued)**

**Stock Based Compensation**

Effective January 1, 2006 the Company adopted SFAS No. 123(R) using the modified prospective transition method, which required the application of the accounting standard as of January 1, 2006, the first day of the Company's fiscal year. Under this transition method, stock-based compensation expense recognized during 2006 and 2007 includes stock options and restricted stock shares granted prior to, but not yet vested as of, December 31, 2005, based on the grant-date fair value estimated in accordance with the original provisions of SFAS No. 123. Compensation expense relating to stock options and restricted stock shares granted subsequent to December 31, 2005, is based on the grant-date fair value, estimated in accordance with the provisions of SFAS No. 123(R). Because the Company was applying the fair value recognition provisions of SFAS No. 123 prior to January 1, 2006 and was expensing the estimated fair value of such grants over the employees' requisite service period, the adoption of SFAS No. 123(R) did not have a significant impact on the Company's statements of operations for any of the years presented.

In connection with the Company's 1998 Stock Option Plan, the Company issued 277,500 options to purchase common stock in 2005 and 132,000 and 205,000 options to purchase common stock during 2006 and 2007, respectively. The Company applied the fair value recognition provisions of SFAS No. 123 and SFAS No. 123(R) and is expensing the fair value of such grants over the vesting period of four years. Relating to these grants, the Company recognized \$24,000, \$361,000 and \$522,000 of non-cash share based compensation expense during 2005, 2006 and 2007, respectively. See Note 8 for assumptions used to calculate the fair value of the options granted.

Under the Company's 2005 Restricted Stock Plan, the Company issued 71,250 shares in 2005 and 17,500 and 10,000 shares of common stock during 2006 and 2007, respectively. These shares were accounted for using the provisions of SFAS No. 123(R) and are being charged to income based upon their fair values over their vesting period of three or four years. Non-cash equity-based compensation expense, related to the vesting of shares issued under the 2005 Restricted Stock Plan, was \$395,000 in 2005 and \$344,000 and \$364,000 in 2006 and 2007, respectively.

**3. ACQUISITIONS**

***Commnet Wireless, LLC***

On September 15, 2005, the Company completed the acquisition of 95% of the equity of Commnet Wireless, LLC, a provider of roaming services in rural areas of the United States. The aggregate purchase price was approximately \$59.3 million, which consisted of \$58.7 million in cash and legal, financial and other costs of \$0.6 million. The acquisition was financed through a credit facility as discussed in Note 7. The acquisition of Commnet allowed the Company to expand its emphasis on its wireless operations in smaller, niche markets with a manageable competitive environment.

In connection with the Commnet merger agreement, the Company entered into a put and call agreement with one of the prior owners and Chairman of Commnet, who held the remaining 5% ownership interest. In January 2007, the Company agreed to purchase this 5% ownership interest for \$6.5 million and 21,000 shares of our common stock, valued as of the date of issuance, at approximately \$0.6 million.

**ATLANTIC TELE-NETWORK, INC. AND SUBSIDIARIES**  
**NOTES TO CONSOLIDATED FINANCIAL STATEMENTS (Continued)**

**3. ACQUISITIONS (Continued)**

The acquisition was accounted for using the purchase method. Commnet's results of operations since September 15, 2005, the date of acquisition, have been included in the financial statements of the Company for the year ended December 31, 2005. The total purchase consideration was allocated to the assets acquired and liabilities assumed at their estimated fair values as of the date of acquisition as determined by management with the assistance of a third-party valuation firm. The excess of the purchase price over the amounts allocated to assets acquired and liabilities assumed has been recorded as goodwill. The value of the goodwill from this acquisition can be attributed to a number of business factors including, but not limited to the reputation of Commnet as a network builder and operator, the skills and experience of its management and staff and the strategic position it holds in its marketplace. In accordance with current accounting standards, the goodwill and licenses will not be amortized and will be tested for impairment at least annually as required by SFAS No. 142, "Goodwill and Other Intangible Assets". For tax purposes, the Company elected to step up the basis of Commnet's assets to fair market value, and therefore, the goodwill and licenses are deductible for tax purposes.

The following table summarizes the estimated fair value of the assets acquired and liabilities assumed at the date of acquisition (in thousands):

Total consideration:	
Cash paid . . . . .	\$58,671
Transaction costs paid . . . . .	584
Total purchase consideration . . . . .	<u>\$59,255</u>
Allocation of the purchase consideration:	
Current assets, including cash of \$1.9 million	\$ 7,695
Fixed assets . . . . .	16,716
Licenses . . . . .	11,246
Investments in unconsolidated affiliates . . . . .	2,615
Other investments . . . . .	136
Goodwill . . . . .	<u>29,031</u>
Total assets acquired . . . . .	67,439
Accounts payable and accrued expenses . . . . .	(5,135)
Commitment to purchase additional interest in Commnet of Florida . . . . .	(1,500)
Minority interests . . . . .	<u>(1,549)</u>
Fair value of liabilities assumed . . . . .	<u>(8,184)</u>
	<u>\$59,255</u>

Of the total purchase price paid of \$7.1 million (including the 21,000 shares of common stock) in 2007 for the remaining 5% interest in Commnet, \$1.7 million, \$1.1 million and \$1.3 million was allocated to fixed assets, licenses and minority interests, respectively. The remaining \$3.0 million was allocated to goodwill.

As part of the acquisition of Commnet, the Company also acquired certain carrier contracts which had remaining contractual lives of one to three years. There is no renewal history of the contracts since none of these contracts have yet been subject to renewal other than a default one-year renewal of once contract in 2007. Based upon a discounted cash flow valuation through the then current expiration

**ATLANTIC TELE-NETWORK, INC. AND SUBSIDIARIES**  
**NOTES TO CONSOLIDATED FINANCIAL STATEMENTS (Continued)**

**3. ACQUISITIONS (Continued)**

dates of these contracts, the Company had determined that the fair value of these contracts was insignificant and, therefore did not allocate any of the purchase price to them.

*Additional Acquisitions Completed by Commnet*

During 2006, Commnet completed the following four acquisitions (the “2006 Commnet Acquisitions”):

On January 1, 2006, Commnet completed two acquisitions of wireless roaming networks located in Northeast Missouri and Central Arizona. Commnet acquired the 65% of MoCelCo, LLC that it did not previously own for \$6.5 million in cash as well as all of the assets of a privately held network in Gila County, Arizona, that it previously managed, for \$1.7 million in cash. These two acquisitions consisted of a cellular license, a PCS license and 22 GSM cell sites.

In July 2006, and in accordance with the Commnet merger agreement, the Company, as required, purchased an additional 12.375% interest in Commnet of Florida, LLC for \$1.5 million. Subsequent to the investment, the Company owns 49% of Commnet of Florida which is consolidated for financial reporting purposes, under the provisions of FIN No. 46.

During August 2006, Commnet acquired the remaining 20% of Excomm, LLC for \$1.5 million in cash. Excomm, LLC consists primarily of a cellular license and cell sites.

The January and August acquisitions were accounted for as asset purchases by the Company. The total purchase consideration of \$9.7 million was allocated to the assets acquired and liabilities assumed at their estimated fair values as of the date of acquisition as determined by management. Included in this allocation was \$9.0 million attributable to certain telecommunications licenses. In accordance with current accounting standards, the licenses will not be amortized and will be tested for impairment at least annually as required by SFAS No. 142, “Goodwill and Other Intangible Assets”. For tax purposes, the Company elected to step up the basis of these acquisitions’ assets to fair market value and, therefore, the licenses will be deductible for tax purposes.

The 2006 Commnet Acquisitions were funded with cash on hand and borrowings on ATN’s revolving credit facility (see Note 7).

In December 2007, Commnet sold base stations and spectrum licenses to a national carrier for total consideration of \$17.0 million. See Note 9 for details.

*Sovernet, Inc.*

On February 10, 2006, the Company completed the acquisition of Sovernet, Inc., (“Sovernet”) a facilities-based provider of communications services to business and residential customers in Vermont, including bundled voice and high-speed internet access, as well as traditional dial-up internet services. In connection with the acquisition, ATN acquired all of the outstanding common stock of Sovernet for approximately \$13.2 million, including the repayment of approximately \$1.4 million in Sovernet debt and the payment of transaction expenses of \$0.5 million. At the closing of the transaction, the Company issued shares of Sovernet’s common stock amounting to 4% of Sovernet’s outstanding capital stock to Sovernet’s new chief executive, subject to vesting requirements and other restrictions. The Company recognized \$116,000 of non-cash compensation expense during 2006 and 2007 relating to the shares issued to Sovernet’s new chief executive. The Company funded the transaction through a



**ATLANTIC TELE-NETWORK, INC. AND SUBSIDIARIES**  
**NOTES TO CONSOLIDATED FINANCIAL STATEMENTS (Continued)**

**3. ACQUISITIONS (Continued)**

combination of cash on hand and borrowings under its existing credit facility (see Note 7). The acquisition of Sovernet allows the Company to expand its local telephone and data business into the under-served, smaller markets of Vermont and northern New England.

The acquisition of Sovernet was accounted for using the purchase method and Sovernet's results of operations since February 10, 2006, the date of acquisition, have been included in the financial statements of the Company. The total purchase consideration was allocated to the assets acquired and liabilities assumed at their estimated fair values as of the date of acquisition as determined by management. Included in this allocation was \$5.0 million attributable to Sovernet's relationships with its existing customers as of the date of acquisition. The excess of the purchase price over the amounts allocated to assets acquired and liabilities assumed has been recorded as goodwill. The Company originally recorded \$8.1 million of goodwill in connection with the acquisition of Sovernet. However, such amount was reduced by \$1.7 million (net of tax) during 2006 as a result of the Company's recording of certain transactions which related to a pre-acquisition period. The value of the goodwill from this acquisition can be attributed to a number of business factors including, but not limited, to the reputation of Sovernet as a retail provider of internet and telephone services as well as a network operator, Sovernet's reputation for customer care, the skills and experience of its management and staff and the strategic position it holds in its marketplace. In accordance with current accounting standards, the goodwill will not be amortized and will be tested for impairment at least annually as required by SFAS No. 142, "Goodwill and Other Intangible Assets". The customer relationships will be amortized, on an accelerated basis, over the expected period during which their economic benefits are to be realized over a period of approximately 5 years. For tax purposes, the goodwill and amortization of the customer relationships are not be deductible.

***Bermuda Digital Communications, Ltd.***

On July 17, 1998, the Company acquired a 30% equity interest, plus warrants, in BDC for \$1.0 million in cash. This investment is accounted for under the equity method of accounting. During 2000, the Company purchased additional shares in BDC for \$1.2 million through the exercise of all remaining stock warrants and through direct purchases from BDC. As of December 31, 2007, the Company had a 43% equity interest in BDC.

The Company has recorded cumulative equity in earnings of BDC of \$12.7 million. For the years ended December 31, 2005, 2006 and 2007, the Company recorded equity in earnings of BDC of \$2.9 million, \$2.5 million and \$2.3 million respectively, which are included in the accompanying consolidated statements of operations as equity in earnings of unconsolidated affiliates, and management fees of approximately \$1.2 million, \$1.1 million and \$1.1 million, respectively, which are included in the accompanying consolidated statements of operations as other income. The Company received dividends of \$1.5 million, \$1.7 million and \$1.9 million in 2005, 2006 and 2007, respectively.

In July 2008, BDC has the option to repurchase from us all, but not less than all, of our 43% equity interest in BDC at a price equal to fair market value. We have had extensive discussions with BDC's founder, Chief Executive Officer and second largest stockholder and believe we have an agreement-in-principle regarding an alternative to BDC exercising its rights to repurchase our interests. This alternative involves BDC conducting a redemption or repurchase of a portion of the equity held by shareholders other than Atlantic Tele-Network. Such a redemption or repurchase transaction would be subject to definitive documentation, the approval of BDC's board of directors and its stockholders

**ATLANTIC TELE-NETWORK, INC. AND SUBSIDIARIES**  
**NOTES TO CONSOLIDATED FINANCIAL STATEMENTS (Continued)**

**3. ACQUISITIONS (Continued)**

and the ability of BDC to obtain financing and governmental approval. If this transaction is completed, our ownership interest in BDC would increase above 50% and BDC's financial results would be consolidated with our financial results.

**4. ACCOUNTS RECEIVABLE**

As of December 31, 2006 and 2007, accounts receivable consist of the following (in thousands):

	<u>2006</u>	<u>2007</u>
Subscribers, net of allowance for doubtful accounts of \$471 and \$335 in 2006 and 2007, respectively . . . . .	\$ 6,807	\$ 7,990
Connecting carriers, net of allowance for doubtful accounts of \$903 and \$936 in 2006 and 2007, respectively . . . . .	13,137	18,906
Other . . . . .	<u>566</u>	<u>461</u>
Total accounts receivable, net . . . . .	<u>\$20,510</u>	<u>\$27,357</u>

**5. FIXED ASSETS**

As of December 31, 2006 and 2007, property, plant, and equipment consist of the following (in thousands):

	<u>Useful Life (in Years)</u>	<u>2006</u>	<u>2007</u>
Telecommunications equipment . . . . .	5-15	\$196,757	\$230,050
Office and computer equipment . . . . .	3-10	16,831	18,246
Buildings . . . . .	15-39	11,058	12,147
Transportation Vehicles . . . . .	3-10	3,740	4,090
Leasehold improvements . . . . .	3-20	1,849	2,180
Land . . . . .	—	896	967
Furniture and fixtures . . . . .	5-10	<u>595</u>	<u>606</u>
Total plant in service . . . . .		231,726	268,286
Construction in progress . . . . .		<u>5,280</u>	<u>8,895</u>
Total property, plant, and equipment . . . . .		<u>\$237,006</u>	<u>\$277,181</u>

Depreciation and amortization of fixed assets using the straight-line method over the assets estimated useful life for the years ended December 31, 2005, 2006 and 2007 was \$17.1 million, \$23.0 million and \$25.5 million, respectively.

**6. INTANGIBLE ASSETS**

*Goodwill and Telecommunications Licenses*

During 2005, the Company acquired 95% of Commnet. The total purchase consideration was allocated to the assets acquired and liabilities assumed at their estimated fair values as of the date of acquisition, as determined by management and, with respect to certain identified intangible assets, by management with the assistance of a third-party valuation firm. Included in the identified intangible

**ATLANTIC TELE-NETWORK, INC. AND SUBSIDIARIES**  
**NOTES TO CONSOLIDATED FINANCIAL STATEMENTS (Continued)**

**6. INTANGIBLE ASSETS (Continued)**

assets were telecommunications licenses that were determined to have an estimated fair value of \$11.2 million. Also in connection with the acquisition of Commnet, the Company recorded goodwill of \$29.0 million which represented the excess of the purchase price over the amounts allocated to assets acquired and liabilities assumed.

In January 2007, the Company agreed to purchase the remaining 5% ownership interest of Commnet for \$6.5 million and 21,000 shares of common stock. The total purchase consideration was allocated to the assets acquired and liabilities assumed at their estimated fair values as of the date of acquisition, as determined by management. Included in the identified intangible assets were telecommunications licenses that were determined to have an estimated fair value of \$1.1 million and goodwill of \$3.0 million which represented the excess of the purchase price over the amounts allocated to assets acquired and liabilities assumed.

During 2006, the Company completed the 2006 Commnet Acquisitions. The purchase consideration paid in connection with the completion of the 2006 Commnet Acquisitions was allocated to the assets acquired and liabilities assumed at their estimated fair values, as determined by management, as of the date of acquisition. Included in this allocation was \$9.0 million attributable to certain telecommunications licenses.

Also during 2006, the Company completed the acquisition of Sovernet. The total purchase consideration was allocated to the assets acquired and liabilities assumed at their estimated fair values as of the date of acquisition as determined by management. The excess of the purchase price over the amounts allocated to assets acquired and liabilities assumed was recorded as goodwill. The Company originally recorded \$8.1 million of goodwill in connection with the acquisition of Sovernet. However, such amount was reduced by \$1.7 million (net of tax) during 2006 as a result of the Company's recording of certain transactions which related to a pre-acquisition period. The value of the goodwill from this acquisition can be attributed to a number of business factors including, but not limited to, the reputation of Sovernet as a retail provider of internet and telephone services as well as a network operator, Sovernet's reputation for customer care, the skills and experience of its management and staff and the strategic position it holds in its marketplace.

The Company evaluated the carrying value of the goodwill and licenses as of December 31, 2006 and 2007 and determined that these assets were not impaired.

**ATLANTIC TELE-NETWORK, INC. AND SUBSIDIARIES**  
**NOTES TO CONSOLIDATED FINANCIAL STATEMENTS (Continued)**

**6. INTANGIBLE ASSETS (Continued)**

The changes in the carrying amount of goodwill, by operating segment, for the three years ended December 31, 2007 were as follows (in thousands):

	<u>Rural Wireless</u>	<u>Integrated Telephony— Domestic</u>	<u>Consolidated</u>
Balance at January 1, 2005 . . . . .	\$ —	\$ —	\$ —
Acquisition of 95% interest in Commnet . . . . .	<u>29,031</u>	<u>—</u>	<u>29,031</u>
Balance at December 31, 2005 . . . . .	29,031	—	29,031
Adjustments to Commnet goodwill .	144	—	144
Acquisition of Sovernet, including deferred taxes of \$1,817 . . . . .	—	8,065	8,065
Pre-acquisition Sovernet transactions, net of deferred taxes of \$1,105 . . . . .	<u>—</u>	<u>(1,657)</u>	<u>(1,657)</u>
Balance at December 31, 2006 . . . . .	29,175	6,408	35,583
Acquisition of 5% interest in Commnet . . . . .	2,951	—	2,951
Pre-acquisition Sovernet transactions . . . . .	—	454	454
Adjustments to Commnet goodwill .	22	—	22
Adjustments to Sovernet goodwill . .	<u>—</u>	<u>334</u>	<u>334</u>
Balance at December 31, 2007 . . . . .	<u>\$32,148</u>	<u>\$ 7,196</u>	<u>\$39,344</u>

***Customer Relationships***

Included in the allocation of the assets acquired and liabilities assumed in the Sovernet acquisition was \$5.0 million attributable to Sovernet's relationships with its existing customers as of the date of acquisition. The customer relationships are being amortized, on an accelerated basis, over the expected period during which their economic benefits are to be realized. The Company recorded \$1.5 million and \$1.2 million of amortization during 2006 and 2007, respectively.

Future amortization of Sovernet's customer relationships is as follows:

	<u>Annual Amortization Expense (in thousands)</u>
2008 . . . . .	\$ 773
2009 . . . . .	515
2010 . . . . .	495
2011 . . . . .	495
2012 . . . . .	<u>71</u>
Total . . . . .	<u>\$2,349</u>

**ATLANTIC TELE-NETWORK, INC. AND SUBSIDIARIES**  
**NOTES TO CONSOLIDATED FINANCIAL STATEMENTS (Continued)**

**7. LONG-TERM DEBT**

As of December 31, 2006 and 2007, long-term debt consists of the following (in thousands):

	<b>2006</b>	<b>2007</b>
Note payable to CoBank, ACB by ATN under a \$50 million term loan . . . . .	<u>\$50,000</u>	<u>\$50,000</u>

On September 15, 2005, ATN, as borrower, entered into a Credit Agreement with CoBank, ACB (the “CoBank Credit Agreement”). The CoBank Credit Agreement provides a \$50 million term loan (the “Term Loan”) and a \$20 million revolving credit facility (the “Revolver Facility”) and was collateralized by, among other things, a pledge of all of the GT&T stock owned by ATN. The Term Loan has principal repayments deferred until the maturity of the loan on October 31, 2010. Interest on the Term Loan is payable on a quarterly basis at a fixed annual interest rate of 5.85%, net of any patronage payments received by the Company from the bank. Amounts outstanding under the Revolver Facility accrue interest at a rate equal to (at the Company’s option): (i) LIBOR plus a margin ranging from 1.25% to 1.50% or (ii) a variable rate of interest as defined within the Revolver Facility plus 1%.

On August 31, 2007, the Company and its lenders under the CoBank Credit Agreement amended the CoBank Credit Agreement to (i) reduce the amount of GT&T stock pledged by ATN, (ii) provide for up to \$1.0 million in Letters of Credit under the Revolver Facility and (iii) increase the amount of investments (including permitted acquisitions and dispositions) the Company can make in other communications companies without approval by the agent of lenders thereunder.

During 2006, the Company drew \$22.0 million from the Revolver Facility in order to partially fund the 2006 Commnet Acquisitions as well as the acquisition of Sovernet and repaid all amounts outstanding with the proceeds of the 2006 Equity Offering which was completed during the third quarter of 2006. There was no balance outstanding on the credit facility as of December 31, 2006 or 2007.

The CoBank Credit Agreements contain certain affirmative and negative covenants on behalf of ATN and its subsidiaries (including Commnet) that are typical for loan facilities of this type. Among other things, these covenants restrict ATN’s ability to incur additional debt in the future or to incur liens on its property. ATN has also agreed to maintain certain financial ratios under the facilities, including a total leverage ratio (debt to EBITDA) of two to one or less; a debt service coverage ratio (EBITDA to debt service) of three to one or more; an equity to assets ratio of 0.4 to one or more; and a specified leverage ratio for Commnet that changes over time. As of December 31, 2007, the Company was in compliance with the covenants of the CoBank Credit Facilities.

In December 2001, the Company entered into a \$2.5 million financing agreement with U.S. Bancorp Equipment Finance, Inc., which was collateralized by property of the Company and its subsidiaries. The loan was repaid in full during 2006 with the proceeds of the sale of the collateralized property.

**8. EQUITY**

*Common Stock*

The Company has paid quarterly dividends on its common stock since January 1999.

**ATLANTIC TELE-NETWORK, INC. AND SUBSIDIARIES**  
**NOTES TO CONSOLIDATED FINANCIAL STATEMENTS (Continued)**

**8. EQUITY (Continued)**

***2005 Restricted Stock Plan***

During 2005, the Company's Board of Directors approved the 2005 Atlantic Tele-Network, Inc. Restricted Stock and Incentive Plan (the "Restricted Stock Plan") which provides for the issuance of up to 625,000 shares of the Company's common stock to eligible employees. The Company values the issued shares based upon the closing price of the Company's common stock on the date of issuance and amortizes such cost over the vesting period of either three or four years.

The following table summarizes activity under the Restricted Stock Plan during the year ended December 31, 2007:

	<b>Restricted Shares</b>
Unvested as of January 1, 2007 . . . . .	61,672
Granted . . . . .	10,000
Forfeited . . . . .	(7,084)
Repurchased by the Company . . . . .	(3,333)
Vested and issued . . . . .	<u>(23,754)</u>
Unvested as of December 31, 2007 . . . . .	<u>37,501</u>

The weighted average grant date fair value of shares granted for 2005, 2006 and 2007 were \$12.27, \$21.42 and \$32.98, respectively. In connection with the grant of shares under the 2005 Restricted Stock Plan, the Company recognized \$395,000, \$344,000 and \$364,000 of compensation expense within its statements of operations for 2005, 2006 and 2007, respectively. The weighted average fair value of shares vested and issued during 2007 was \$28.87. The unamortized compensation expense of \$0.4 million related to shares expected to vest as of December 31, 2007 will be recognized over a weighted average period of 2.7 years. The Company expects 37,501 shares to vest, which as of December 31, 2007, have an intrinsic value of \$1.3 million.

***Treasury Stock***

In 2005, the Company repurchased 50,000 shares of its common stock at an aggregate cost of approximately \$586,000 or an average price of \$11.72. The Company reissued 6,842 shares from treasury to directors under the board of directors' remuneration plan ("Directors' Plan") and 12,500 shares in connection with a private sale for \$160,000 or \$12.80 per share, the fair value of the shares at the date of the transaction. Also in 2005, the Company repurchased 23,612 shares issued to management under the Company's 2005 Restricted Stock Plan for approximately \$290,000 or \$12.28 per share, the fair value of the shares as of the date of the vesting and repurchase of these shares in order to satisfy minimum withholding obligations. The Company recognized a tax benefit of approximately \$102,000 in connection with the vesting and repurchase of these shares. In addition, the Company repurchased 64,650 shares from the Chairman of the Company as is more fully described in Note 13.

During 2006, the Company reissued 9,084 shares from treasury to directors under the Directors' Plan. Also during 2006, the Company repurchased 3,333 shares issued to management under the Company's 2005 Restricted Stock Plan for approximately \$85,000 or \$25.63 per share, the fair value of the shares as of the date of the vesting and repurchase of the shares to satisfy statutory minimum

**ATLANTIC TELE-NETWORK, INC. AND SUBSIDIARIES**  
**NOTES TO CONSOLIDATED FINANCIAL STATEMENTS (Continued)**

**8. EQUITY (Continued)**

withholding obligations. The Company recognized a tax benefit of \$30,000 in connection with the vesting and repurchase of such shares.

During 2007, the Company reissued 21,000 shares from treasury in connection with the acquisition of the remaining 5% interest in Commnet (see Note 3). Also during 2007, the Company reissued 14,756 shares from treasury to directors under the Directors' Plan and repurchased 3,333 shares issued to management under the Company's 2005 Restricted Stock Plan for \$110,000 or \$32.98 per share, the fair value of the shares as of the date of the vesting and repurchase of the shares to satisfy statutory minimum withholding obligations. The Company recognized a tax benefit of approximately \$39,000 in connection with the vesting and repurchase of such shares.

***Board of Directors' Remuneration Plan***

Directors who are not officers or employees of the Company have the option under the Directors' Plan, adopted by the Board of Directors in 1999, of electing to receive either 50% or 100% of their annual retainer in the form of Company common stock on a deferred basis. While the Board of Directors has reserved 625,000 shares of common stock to be granted under the Directors' Plan, the Company has historically issued such shares from its treasury. For purposes of these elections, such stock is valued at the mean between the high and low reported sales prices of such stock in the last trading day in the month preceding the date of the election. Directors' annual retainers relate to their terms of office that run from one annual stockholders' meeting to the next. The following table shows, for each of the three calendar years, the aggregate amounts of annual retainer which participating directors have elected to take in stock units under the Directors Plan and the number of stock units allocated to them under the Plan:

<u>Term of Office</u>	<u>Total Annual Retainer Paid in Stock Units</u>	<u>Number of Stock Units</u>
2005-2006 .....	\$ —	—
2006-2007 .....	60,000	2,628
2007-2008 .....	40,000	1,581

Because of a change in certain tax laws, the Company did not allow directors to elect to receive any portion of their retainer in stock delivered on a deferred basis during their 2005-2006 term of office.

In May 2007, at the Company's Annual Meeting of Stockholders, the Company's stockholders elected two new directors. In connection with the Directors' Plan, each new director was awarded 1,000 shares of the Company's common stock which will vest in May 2009.

***Stock Options***

In 1998, the Company's Board of Directors adopted the 1998 Stock Option Plan and reserved 625,000 shares of common stock for options to be granted under the option plan. The options have terms of either seven or ten years and vest annually and ratably over a period of four years. In May 2007, at the Company's Annual Meeting of Stockholders, the Company's stockholders approved an amendment to the Company's 1998 Stock Option Plan to (i) increase the number of shares available under the 1998 Stock Option Plan by 300,000 shares, (ii) prohibit the granting of options at an exercise

**ATLANTIC TELE-NETWORK, INC. AND SUBSIDIARIES**  
**NOTES TO CONSOLIDATED FINANCIAL STATEMENTS (Continued)**

**8. EQUITY (Continued)**

price below fair market value and (iii) prevent deferred delivery of shares following the exercise of options granted under the Plan. The amendments to the Plan were previously adopted by the Company's Board of Directors, subject to the approval of stockholders, and became effective with stockholder approval on May 24, 2007.

The following table summarizes stock option activity under the plan:

	Number of Options	Weighted Avg. Exercise Price	Weighted Average Remaining Contractual Term (Years)	Aggregate Intrinsic Value
Outstanding at January 1, 2007 . . . . .	365,750	\$18.47		
Granted . . . . .	205,000	32.03		
Forfeited . . . . .	(102,500)	17.08		
Exercised . . . . .	(12,500)	16.80		
Outstanding at December 31, 2007 . . . . .	<u>455,750</u>	<u>\$24.93</u>	<u>8.15</u>	<u>\$3,955,910</u>
Vested and expected to vest at December 31, 2007	<u>374,570</u>	<u>\$24.60</u>	<u>8.12</u>	<u>\$3,375,706</u>
Exercisable at December 31, 2007 . . . . .	<u>86,750</u>	<u>\$18.48</u>	<u>6.41</u>	<u>\$1,312,955</u>

The aggregate intrinsic value represents the total pre-tax intrinsic value (the difference between our closing common stock price on December 31, 2007 and the exercise price, multiplied by the number of the in-the-money stock options) that would have been received by the stock option holders had all stock options holders exercised their stock options on December 31, 2007. The amount of aggregate intrinsic value will change based on the fair market value of our common stock.

The weighted average fair value of options granted in 2005, 2006 and 2007 was \$4.22, \$6.14 and \$6.93, respectively.

For options that were exercised during 2006 and 2007, for which the aggregate intrinsic value was \$486,325 and \$171,170, respectively, the Company received cash proceeds of \$735,000 and \$209,000, respectively. The Company realized a tax benefit of \$186,000 and \$87,000 for the exercises during 2006 and 2007, respectively.

The 374,570 options vested and expected to vest as of December 31, 2007 represent \$1.7 million in unamortized stock based compensation which will be recognized over a weighted average of 1.9 years.

The estimated fair value of the options granted were determined using a Black Scholes option pricing model, based on the following assumptions:

	Options Granted in		
	2005	2006	2007
Risk-free interest rate . . . . .	4.2% to 4.7%	4.4% to 5.1%	4.2% to 4.5%
Expected dividend yield . . . . .	2.6% to 3.3%	1.9% to 2.6%	1.7% to 2.1%
Expected life . . . . .	7.0 to 8.6 years	4.8 to 6.3 years	4.8 to 6.3 years
Expected volatility . . . . .	23% to 30%	30% to 35%	40%



**ATLANTIC TELE-NETWORK, INC. AND SUBSIDIARIES**  
**NOTES TO CONSOLIDATED FINANCIAL STATEMENTS (Continued)**

**8. EQUITY (Continued)**

The Company recognized \$24,000, \$361,000 and \$522,000 respectively, of stock compensation expense relating to the granting of stock options during 2005, 2006 and 2007, respectively.

**9. IMPAIRMENT AND DISPOSITION OF LONG-LIVED ASSETS**

During the fourth quarter of 2007, Choice Communications was notified that it would be denied certain tax benefits by the U.S. Virgin Islands government. With the denial of such benefits, the Company evaluated each of Choice's two product lines and determined that telecommunications equipment relating to its wireless digital television services was impaired. As a result, the Company recorded a \$4.4 million charge in its 2007 statement of operations as the fair value of the assets, determined by using the assets' discounted estimated future cash flows, was below the carrying value of the assets by such amount. However, based on a separate impairment test, the Company determined that no impairment existed as of December 31, 2007 relating to Choice's internet service (including both the broadband data and dial-up products) based on a separate impairment test performed. See Note 14 for the impact of this impairment on the Company's segment reporting.

In December 2007, Commnet sold, to a national carrier, 59 base stations along with spectrum licenses in two Midwestern states for total consideration of \$17.0 million and recorded a pre-tax gain on the sale of \$5.0 million. At the same time, Commnet acquired spectrum, and agreed to lease additional spectrum and build a network in rural areas in three states. This new network is expected to consist of at least 70 base stations, and, in return for a long-term roaming agreement with this carrier, Commnet committed to completing the network build by March 31, 2008. The agreement also provides the carrier a purchase option on the new base stations exercisable beginning in 2010 through 2012 at a predetermined price each year intended to reflect the estimated fair value of the base stations at those times.

During August 2007, the Company sold all of its assets in Haiti to Access Haiti, S.A., a Haitian company in which the Chairman of the Company's Board of Directors is a significant equity holder. After taking into account outstanding claims, legal and other related expenses incurred in connection with the transaction and the dissolution of the Company's Haitian Subsidiaries the Company recognized a loss of approximately \$0.3 million (see Note 13).

During the first half of 2007, Commnet sold certain telecom assets for net proceeds of \$1.8 million, predominantly in western states, and recognized a gain on the sale of such assets of \$1.3 million.

**ATLANTIC TELE-NETWORK, INC. AND SUBSIDIARIES**  
**NOTES TO CONSOLIDATED FINANCIAL STATEMENTS (Continued)**

**10. INCOME TAXES**

The following is a reconciliation from the tax computed at statutory income tax rates to the Company's income tax expense for the years ended December 31, 2005, 2006, and 2007 (in thousands):

	<u>2005</u>	<u>2006</u>	<u>2007</u>
Tax computed at statutory U.S. federal income tax rates . . . . .	\$12,486	\$18,048	\$24,812
Guyanese income taxes in excess of statutory U.S. tax rates . . . . .	6,551	7,540	5,145
Valuation allowance on capital loss carryforward . . . . .	—	—	(1,484)
Guyanese tax reserve . . . . .	2,374	—	—
Other, net . . . . .	(404)	(50)	456
Income tax expense . . . . .	<u>\$21,007</u>	<u>\$25,538</u>	<u>\$28,929</u>

The components of income (loss) before income taxes, minority interests and equity in earnings of unconsolidated affiliates for the years ended December 31, 2005, 2006 and 2007 are as follows (in thousands):

	<u>2005</u>	<u>2006</u>	<u>2007</u>
Domestic . . . . .	\$(2,672)	\$11,294	\$31,377
Foreign . . . . .	38,783	40,270	38,193
Total . . . . .	<u>\$36,111</u>	<u>\$51,564</u>	<u>\$69,570</u>

The components of income tax expense for the years ended December 31, 2005, 2006 and 2007 are as follows (in thousands):

	<u>2005</u>	<u>2006</u>	<u>2007</u>
Current:			
United States—Federal . . . . .	\$ (298)	\$ 2,347	\$ 9,867
United States—State . . . . .	93	482	483
Foreign . . . . .	19,922	19,663	17,688
Deferred . . . . .	1,290	3,046	891
	<u>\$21,007</u>	<u>\$25,538</u>	<u>\$28,929</u>

**ATLANTIC TELE-NETWORK, INC. AND SUBSIDIARIES**  
**NOTES TO CONSOLIDATED FINANCIAL STATEMENTS (Continued)**

**10. INCOME TAXES (Continued)**

The significant components of deferred tax assets and liabilities are as follows as of December 31, 2006 and 2007 (in thousands):

	<u>2006</u>	<u>2007</u>
Deferred tax assets:		
Receivables reserve . . . . .	\$ 601	\$ 526
Temporary differences not currently deductible for tax . . . . .	157	1,481
Foreign tax credit carryforwards . . . . .	16,866	16,983
Valuation allowance on foreign tax credit carryforwards . . . . .	(11,616)	(11,734)
Net operating losses—state . . . . .	245	34
Pension benefits . . . . .	—	215
Capital loss carryforward . . . . .	1,750	—
Valuation allowance on capital loss carryforward . . . . .	(1,750)	—
	<u>\$ 6,253</u>	<u>\$ 7,505</u>
Deferred tax liabilities:		
Differences between book and tax basis of fixed assets . . . . .	\$ 16,577	\$ 17,223
Differences between book and tax basis of intangible assets . . . . .	2,226	3,310
Pension benefits . . . . .	159	—
Other . . . . .	162	54
	<u>\$ 19,124</u>	<u>\$ 20,587</u>
Net deferred tax liabilities . . . . .	<u>\$ 12,871</u>	<u>\$ 13,082</u>

The Company's foreign tax credit carryforwards start to expire in 2011 and continue to expire through 2016.

The undistributed earnings of the Company's foreign subsidiary in Guyana, GT&T, are considered to be indefinitely reinvested and, accordingly, no U.S. federal and state income taxes have been provided thereon. Upon distribution of those earnings in the form of dividends or otherwise, the Company would be subject to U.S. income taxes and subject to an adjustment for foreign tax credits. Determination of the amount of unrecognized deferred U.S. income tax liability is not practical because of the complexities associated with its hypothetical calculation; however, unrecognized foreign tax credits would be available to reduce a portion of the U.S. tax liability.

As indicated in Note 2, the Company adopted FIN 48, "Accounting for Uncertainty in Income Taxes" on January 1, 2007. The following shows the activity related to unrecognized tax benefits during 2007 (in thousands):

Gross unrecognized tax benefits at January 1, 2007 . . . . .	\$6,000
Increases in tax positions for current year . . . . .	<u>301</u>
Gross unrecognized tax benefits at December 31, 2007 . . . . .	<u>\$6,301</u>

Of the \$6.3 million of unrecognized tax benefits, only \$6.0 million would affect the effective tax rate if recognized. The Company accrues interest and penalties related to unrecognized tax benefits in its provision for income taxes, if material. During 2007, no penalties or interest were accrued for.

**ATLANTIC TELE-NETWORK, INC. AND SUBSIDIARIES**  
**NOTES TO CONSOLIDATED FINANCIAL STATEMENTS (Continued)**

**10. INCOME TAXES (Continued)**

The Company and its subsidiaries file income tax returns in the U.S. and in various state and local jurisdictions. The statute of limitations related to the consolidated U.S. federal income tax return is closed for all tax years up to and including 2003. The expiration of the statute of limitations related to the various state income tax returns that the Company and subsidiaries file varies by state. The Company's consolidated federal tax return and any significant state tax returns are not currently under examination. The Company does not expect that the amount of unrecognized tax benefits relating to U.S. tax matters will change significantly within the next 12 months.

The Company also files an income tax return in Guyana. See Note 12 relating to certain tax matters pertaining to those filings. There is no expected settlement date of those matters and upon settlement, which might not occur in the near future, the payment may vary significantly from the amounts currently recorded. The Company will continue to update amounts recorded as new developments arise.

**11. RETIREMENT PLANS**

The Company has a noncontributory defined benefit pension plan for eligible employees of GT&T who meet certain age and employment criteria. Contributions are intended to provide not only for benefits attributed for service to date but also for those expected to be earned in the future. The Company's funding policy is to contribute to the plan such amounts as are actuarially determined to meet funding requirements. The benefits are based on the participants' average salary or hourly wages during the last three years of employment and credited service years.

On December 31, 2006, the Company adopted the recognition and disclosure provisions of SFAS No. 158. SFAS No. 158 requires that the Company recognize the funded status of its defined benefit pension plan at GT&T, as further described below, on its consolidated balance sheet with a corresponding adjustment to accumulated other comprehensive income, net of tax. The adjustment to accumulated other comprehensive income at adoption represented the net unrecognized actuarial losses and unrecognized prior service costs and credits, which were previously netted against the plans' funded status in our consolidated balance sheets pursuant to the provisions of SFAS No. 87, "Employer's Accounting for Pension" and SFAS No. 106. Subsequent to the adoption of FAS 158 these items are recognized as net periodic (benefit) cost pursuant to our accounting policy for amortizing such amounts. Actuarial gains and losses that arise are also recognized as a component of net periodic (benefit) cost on the same basis as the amounts recognized in accumulated other comprehensive income.

The incremental effects of adopting SFAS No. 158 on the Company's consolidated balance sheet at December 31, 2006 are presented in the following table (in thousands).

	Pre-SFAS No. 158	Effect of adopting SFAS No. 158	As reported at December 31, 2006
Other assets . . . . .	\$ 827	\$ 338	\$ 1,165
Deferred income taxes . . . . .	12,847	24	12,871
Minority interests . . . . .	25,539	393	25,932
Accumulated other comprehensive income .	—	(1,785)	(1,785)

**ATLANTIC TELE-NETWORK, INC. AND SUBSIDIARIES**  
**NOTES TO CONSOLIDATED FINANCIAL STATEMENTS (Continued)**

**11. RETIREMENT PLANS (Continued)**

The weighted average rates assumed in the actuarial calculations for the pension plan are as follows as of December 31, 2005, 2006 and 2007:

	<u>2005</u>	<u>2006</u>	<u>2007</u>
Discount rate . . . . .	6.75%	7.5%	7.25%
Annual salary increase . . . . .	5.0%	7.5%	7.5%
Expected long term return on plan assets . . . . .	8.0%	8.0%	8.0%

The expected long-term rate of return on pension plan assets was determined based on several factors including input from pension investment consultants, projected long-term returns of equity and bond indices in Guyana and the United States, and historical returns over the life of the related obligations of the fund. GT&T, in conjunction with its pension investment consultants, reviews its asset allocation periodically and rebalances its investments when appropriate in an effort to earn the expected long-term returns. The Company will continue to evaluate its long-term rate of return assumptions at least annually and will adjust them as necessary.

Changes during the year in the projected benefit obligations and in the fair value of plan assets are as follows as of December 31, 2006 and 2007 (in thousands):

	<u>2006</u>	<u>2007</u>
Projected benefit obligations:		
Balance at beginning of year: . . . . .	\$6,963	\$8,204
Service cost . . . . .	383	487
Interest cost . . . . .	456	642
Benefits paid . . . . .	(180)	(517)
Actuarial loss . . . . .	582	859
Balance at end of year . . . . .	<u>\$8,204</u>	<u>\$9,675</u>
Plan assets:		
Balance at beginning of year: . . . . .	\$7,345	\$8,542
Actual return on plan assets . . . . .	351	540
Company contributions . . . . .	1,026	652
Benefits paid . . . . .	(180)	(517)
Balance at end of year . . . . .	<u>\$8,542</u>	<u>\$9,217</u>
Over(Under) funded status of plan . . . . .	<u>\$ 338</u>	<u>\$ (458)</u>

The plan's weighted-average asset allocations at December 31, 2006 and 2007, by asset category are as follows:

	<u>2006</u>	<u>2007</u>
Equity securities . . . . .	15.2%	16.3%
Debt securities . . . . .	42.1	63.2
Cash deposits, money market funds and other . . . . .	42.7	20.5
Total . . . . .	<u>100.0%</u>	<u>100.0%</u>

**ATLANTIC TELE-NETWORK, INC. AND SUBSIDIARIES**  
**NOTES TO CONSOLIDATED FINANCIAL STATEMENTS (Continued)**

**11. RETIREMENT PLANS (Continued)**

GT&T's investment policy for its pension assets is to have a reasonably balanced investment approach, with a long-term bias toward debt investments. GT&T's strategy allocates plan assets among equity, debt and other assets in both Guyana and the United States to achieve long-term returns without significant risk to principal. The fund is prohibited under Guyana law from investing in the equity, debt or other securities of the employer, its subsidiaries or associates of the employer or any company of which the employer is a subsidiary or an associate. Furthermore, the plan must invest between 70%-80% of its total plan assets within Guyana.

Amounts recognized on the Company's consolidated balance sheets consist of (in thousands):

	<u>As of</u> <u>December 31,</u>	
	<u>2006</u>	<u>2007</u>
Other assets (liabilities) . . . . .	\$ 338	\$ (458)
Accumulated other comprehensive income, net of tax . . . . .	1,785	2,235
Total . . . . .	<u>\$2,123</u>	<u>\$1,777</u>

Amounts recognized in accumulated other comprehensive loss consist of (in thousands):

	<u>2006</u>	<u>2007</u>
Net actuarial loss . . . . .	\$(3,312)	\$(4,171)
Prior service cost . . . . .	(56)	(45)
Accumulated other comprehensive income, pre-tax . . . . .	<u>\$(3,368)</u>	<u>\$(4,216)</u>
Accumulated other comprehensive income, net of tax . . . . .	<u>\$(1,785)</u>	<u>\$(2,235)</u>

Components of the plan's net periodic pension cost are as follows for the years ended December 31, 2005, 2006 and 2007 (in thousands):

	<u>2005</u>	<u>2006</u>	<u>2007</u>
Service cost . . . . .	\$ 417	\$ 383	\$ 487
Interest cost . . . . .	441	456	642
Expected return on plan assets . . . . .	(526)	(620)	(717)
Amortization of unrecognized net actuarial loss . . . . .	132	99	177
Amortization of prior service costs . . . . .	11	11	11
Net periodic pension cost . . . . .	<u>\$ 475</u>	<u>\$ 329</u>	<u>\$ 600</u>

For 2008 the Company expects to contribute approximately \$650,000 to its pension plan and amortize \$196,000 of unrecognized net actuarial loss and \$11,000 of prior service costs.

**ATLANTIC TELE-NETWORK, INC. AND SUBSIDIARIES**  
**NOTES TO CONSOLIDATED FINANCIAL STATEMENTS (Continued)**

**11. RETIREMENT PLANS (Continued)**

The following estimated pension benefits, which reflect expected future service, as appropriate, are expected to be paid over the next ten (10) years as indicated below (in thousands):

<u>Fiscal Year</u>	<u>Pension Benefits</u>
2008 .....	\$ 215
2009 .....	263
2010 .....	302
2011 .....	356
2012 .....	395
2013-2017 .....	2,663
	<u>\$4,194</u>

**12. COMMITMENTS AND CONTINGENCIES**

**Regulatory and Litigation Matters**

The Company and its subsidiaries are subject to certain regulatory and legal proceedings and other claims arising in the ordinary course of business, some of which involve claims for damages and taxes that are substantial in amount. The Company believes that, except for the items discussed below, for which the Company is currently unable to predict the final outcome, the disposition of proceedings currently pending will not have a material adverse effect on the Company's financial position or results of operations.

***Regulatory***

The Company's Guyana subsidiary, GT&T, is subject to regulation in Guyana under the provisions of its license and under the Guyana Public Utilities Commission Act of 1999 and the Guyana Telecommunications Act of 1990. GT&T also has certain significant rights and obligations under the agreement pursuant to which the Company acquired its interest in GT&T in 1991 and because of the large volume of traffic that GT&T has with the United States, GT&T can be significantly affected by orders of U.S. regulatory agencies.

In a letter dated September 8, 2006, the NFMU agreed that GT&T's total spectrum fees should not increase for the years 2006 and 2007. However, that letter implied that spectrum fees in 2008 and onward may be increased beyond the amount agreed between GT&T and the Government. GT&T restated its position in a September 14, 2006 letter to the Government that, by agreement with the Government, spectrum fees should be capped until the NFMU develops a fee methodology, acceptable to all GSM Spectrum licensees. In correspondence to GT&T in June 2007, the NFMU stated, without indicating whether a fee methodology would be developed, that the cap on GSM spectrum fees will be removed in December 2007. In a letter dated July 3, 2007 to the NFMU, GT&T objected to the NFMU's proposed action and reiterated its position that an increase in fees prior to development of an acceptable methodology would violate the Government's prior agreement.

Since 2001, the Government of Guyana has stated its intention to introduce additional competition into Guyana's telecommunications sector, including conducting formal discussions with GT&T in 2002 regarding this matter. Most recently, in February and March 2008, at the request of the Government, GT&T met with high-ranking members of the Government to discuss potential modifications of

**ATLANTIC TELE-NETWORK, INC. AND SUBSIDIARIES**  
**NOTES TO CONSOLIDATED FINANCIAL STATEMENTS (Continued)**

**12. COMMITMENTS AND CONTINGENCIES (Continued)**

GT&T's exclusivity rights and the introduction of competition for domestic fixed (local exchange) and international voice and data services. ATN and GT&T believe that such competition is precluded by the exclusivity provision of our license, which has a stated expiration in December 2010 and is renewable for an additional 20 year term at GT&T's option.

ATN and GT&T believe that any early termination of our exclusivity would require our consent and appropriate compensation to GT&T, including but not limited to, an adjustment of service rates to reflect the real economic cost to GT&T of providing such services. Further, ATN and GT&T believe that certain modifications to the legal and regulatory regime governing the telecommunications market sector in Guyana would be needed, as well as the satisfactory resolution of certain long-standing claims between ATN and GT&T and the Government relating to certain tax and other matter (as described below) for GT&T to consider voluntarily relinquishing its rights by law and contract to be the exclusive provider of domestic fixed and international voice and data services in Guyana. Although discussions are currently in preliminary stages and are ongoing, the Government has indicated to us a desire to introduce competition in international services in late 2008.

At this time, ATN and GT&T do not know if there will be any regulatory developments in Guyana that will have the effect of terminating or limiting our exclusive international or domestic fixed license, and if so, the timing of any such developments and whether they would be pursuant to an agreement between GT&T and the Government. Other than entering into such an agreement on terms acceptable to us, ATN and GT&T would seek to enforce GT&T's rights by law and contract to be the exclusive provider of international voice and data services in Guyana. Although ATN and GT&T believe that they would be entitled to damages for any involuntary termination of that license, ATN and GT&T cannot guarantee that we would prevail in any court or arbitration proceeding.

On January 15, 2007, the PUC issued a ruling that fixed floor and ceiling rates for both the pre-paid and the post-paid cellular services offered by GT&T and its competition. The PUC has indicated its intent to revisit the floor rate and, possibly, eliminate it. In addition, the PUC ordered the companies to implement per-second billing for cellular airtime as opposed to the pre-existing practice of per-minute billing for airtime. The PUC has initiated a proceeding to consider expanding per-second billing to non-mobile, international outbound service. Any such action by the PUC could have an adverse effect on GT&T's financial condition or results of operations.

In October 1997, the PUC ordered GT&T to increase the number of telephone lines in service to a total of 69,278 lines by the end of 1998; 89,054 lines by the end of 1999; and 102,126 lines by the end of 2000; to allocate and connect an additional 9,331 telephone lines before the end of 1998; and to provide to subscribers who request them facilities for call diversion, call waiting, reminder call, and three-way calling by the end of 1998. In issuing this order, the PUC did not hear evidence or make any findings on the cost of providing these lines and services, the adjustment in telephone rates that may be necessary to give GT&T a fair return on its investment, or the ways and means of financing the requirements of the PUC's order. GT&T has appealed the PUC's order to the Guyana Court of Appeal, and that appeal is still pending. No stay currently exists against this order.

In July 2004, the FCC released an order revising the spectrum band plan applicable to the Broadband Radio Service and Educational Broadband Service. These are the spectrum bands through which Choice operates its video and broadband data services. The new rules restructure these spectrum bands and could materially impact Choice customers and operations if Choice is required to transition to the new band plan. The FCC has stated that it will consider requests for waiver of the new band



**ATLANTIC TELE-NETWORK, INC. AND SUBSIDIARIES**  
**NOTES TO CONSOLIDATED FINANCIAL STATEMENTS (Continued)**

**12. COMMITMENTS AND CONTINGENCIES (Continued)**

plan requirements on a case-by-case basis and described the circumstances under which waivers would be granted. To date the FCC has granted at least three waivers that excuse entities similar to Choice from the re-banding requirement. On April 30, 2007, Choice filed a waiver request at the FCC which remains pending.

In a separate proceeding in September 2005, the FCC released an order reallocating to Advanced Wireless Services (“AWS”) another spectrum band used by Choice for its broadband data service. In September 2006, the FCC completed an auction of the AWS spectrum to new licensees. As a result, Choice will be required to relocate certain operations to different spectrum, which may result in a reduction of the amount of overall spectrum available to Choice. However, Choice believes any disruption to its operations by relocating to accommodate new AWS licensees will be mitigated by the FCC’s relocation and compensation rules which specify a mandatory, multi-year negotiation period and relocation to comparable facilities with the costs borne by the party precipitating the move. Furthermore, Choice has mitigated or eliminated the possibility of a net reduction of its spectrum due to the reallocation to AWS by obtaining an additional 24 MHz of spectrum from the FCC.

***Litigation***

Upon the acquisition of GT&T in January 1991, ATN entered into an agreement with the government of Guyana to significantly expand GT&T’s existing facilities and telecommunications operations and to improve service within a three-year period pursuant to an expansion and service improvement plan (the “Plan”). The government agreed to permit rate increases in the event of currency devaluation within the three-year period, but GT&T was unable to get timely increases when the Guyanese currency suffered a sharp decline in March 1991. The Plan was modified in certain respects, and the date for completion of the Plan was extended to February 1995. Since 1995, the PUC has had pending a proceeding initiated by the Minister of Telecommunications of Guyana with regard to the failure of GT&T to complete the Plan by February 1995. The PUC last held hearings on this matter in 1998. It is GT&T’s position that its failure to receive timely rate increases in compensation for the devaluation of currency in 1991 provides legal justification for GT&T’s delay in completing the Plan. If the PUC were to find that GT&T was not excused from fulfilling the terms of the Plan by February 1995, GT&T could be subject to monetary penalties, cancellation of its license, or other action by the PUC or the government that could have a material adverse effect on the Company’s business and prospects. The requirements of the Plan were substantially completed more than five years ago. GT&T believes that its obligations have been fulfilled and it has continued to aggressively develop the telecommunications infrastructure in all areas including landline, wireless and data.

GT&T is contesting income tax assessments of approximately \$7.3 million that it has received from the commissioner of Inland Revenue for the years 1991-1996 based on the disallowance as a deduction for income tax purposes of five-sixths of the advisory fees payable by GT&T to the Company. The deductibility of these advisory fees was upheld for one of these years by a decision of the High Court in August 1995. The Guyana Commission of Inland Revenue has filed a High Court Writ seeking an order setting aside that decision on the grounds that the Commissioner did not have a proper hearing. GT&T has contested that Writ. The assessments for the other years are being held in abeyance pending decision on the Writ and GT&T motions to strike. Subsequent to December 31, 2001, GT&T received assessments for the years 1997-2000 in the aggregate amount of approximately \$6.5 million raising the same issues. GT&T expects that proceedings on these assessments will also be held in abeyance pending the Court’s decision.

**ATLANTIC TELE-NETWORK, INC. AND SUBSIDIARIES**  
**NOTES TO CONSOLIDATED FINANCIAL STATEMENTS (Continued)**

**12. COMMITMENTS AND CONTINGENCIES (Continued)**

In November 1997, GT&T received assessments of the current equivalent of approximately \$9.7 million from the commissioner of Inland Revenue for taxes for the years 1991 through 1996. It is GT&T's understanding that these assessments stem from an audit that the Guyana High Court stayed before it was completed. Apparently, because the audit was cut short as a result of the High Court's order, GT&T did not receive notice of, and an opportunity to respond to, the proposed assessments as is the customary practice in Guyana, and substantially all of the issues raised in the assessments appear to be based on mistaken facts. GT&T has applied to the Guyana High Court for an order prohibiting the commissioner of Inland Revenue from enforcing the assessments on the grounds that the origin of the audit and the failure to give GT&T notice of, and opportunity to respond to, the proposed assessments violated Guyanese law. The Guyana High Court has issued an order effectively prohibiting any action on the assessments pending the determination by the High Court of the merits of GT&T's application.

Should GT&T be held liable for any of the above tax liabilities, totaling \$23.5 million, the Company believes that the government of Guyana would be obligated to reimburse GT&T for any amounts that would reduce GT&T's return on investment to less than 15% per annum for the relevant periods.

In early 2000, Inet Communications, Inc., an internet service provider in Guyana, and the Guyana Consumers Association filed a suit in the High Court against the Attorney General of Guyana and GT&T. The suit claims that GT&T is not entitled to rate increases based on the agreement between the Government of Guyana and ATN and that the Civil Law of Guyana prohibits what is referred to as GT&T's monopoly. Inet's motion was struck down for non-appearance of counsel. However, Inet's counsel has applied for the matter to be restored. The Court has not yet taken action on Inet's application.

In July 2002 an individual sued the Attorney General of Guyana in the Guyana courts asking, among other things, for a declaration that the section of the Company's 1990 contract with the Government of Guyana granting to GT&T an exclusive right to operate a telecommunications system in Guyana was null and void as contrary to law and to the Constitution of Guyana. GT&T has joined the suit to contest these claims and this proceeding remains pending. In 2001, the Government of Guyana announced its intention to introduce competition into Guyana's telecommunications sector in contravention of the terms of GT&T's license. In February 2002, GT&T began negotiations with the Government on these issues and all other outstanding issues between GT&T and the Government of Guyana. GT&T has not had formal discussions with Government officials regarding rate regulation or the introduction of additional competition since the second quarter of 2002. However, negotiations were recently re-started and are expected to be completed in the first half of 2008.

For all of the above matters, the Company has accrued \$5.0 million as of December 31, 2007.

**ATLANTIC TELE-NETWORK, INC. AND SUBSIDIARIES**  
**NOTES TO CONSOLIDATED FINANCIAL STATEMENTS (Continued)**

**12. COMMITMENTS AND CONTINGENCIES (Continued)**

*Lease Commitments and Other Obligations*

The Company leases approximately 96,000 square feet for its operations centers and administrative offices as well as certain tower sites under non-cancelable operating leases. The Company's obligation for payments under these leases is as follows at December 31, 2007 (in thousands):

2008 .....	\$ 4,212
2009 .....	3,541
2010 .....	3,103
2011 .....	2,519
2012 .....	1,714
Thereafter .....	<u>2,625</u>
Total Obligations Under Operating Leases .....	<u>\$17,714</u>

Rent expense for the years 2005, 2006 and 2007 was \$1.6 million, \$4.0 million and \$5.0 million, respectively.

**13. RELATED-PARTY TRANSACTIONS**

In March 2000, Wireless World (now operating as Choice Communications) acquired the assets and business of Antilles Wireless for consideration of 606,060 shares of ATN common stock and \$1.5 million in cash. The Chairman of the Company owned the entire equity interest in Antilles Wireless. In accordance with certain provisions of the purchase agreement, the Chairman of the Board was required, effective December 31, 2004, to return approximately \$858,000, including accrued interest to ATN, as the financial performance of Antilles Wireless fell below expected levels specified in the agreement. Payment was made in March 2005 in the form of shares (64,650) of the Company's common stock.

In 2001, the Company curtailed the operations and funding of its ATN-Haiti and Transnet S.A. subsidiaries (the "Haitian Subsidiaries"), wrote-down its investment and began exploring strategic alternatives for the use or disposition of the remaining assets of the Haitian Subsidiaries. In May 2006, the Company's Board of Directors authorized the Company to enter into discussions to sell, at fair value, subject to review and final approval by the Audit Committee, the remaining assets of the Haitian Subsidiaries, consisting primarily of an office building and 13 tower sites located in Haiti, to Cornelius B. Prior, Jr., the Company's Chairman, who is also the father of the Company's Chief Executive Officer.

In August 2007, the Company, upon final approval by the Company's Board of Directors and Audit Committee, completed the sale of the remaining assets of the Haitian Subsidiaries to Access Haiti, S.A., a Haitian company in which Mr. Prior is a significant equity holder, for \$750,000 and the release by Access Haiti, S.A. of certain indebtedness of Transnet S.A. In connection with the sale, Mr. Prior has agreed to indemnify the Company for any claims made against the Haitian Subsidiaries by creditors and vendors of the Haitian Subsidiaries in excess of \$200,000 in the aggregate. In addition, Mr. Prior has agreed to assist the Company in dissolving the Haitian Subsidiaries.

**ATLANTIC TELE-NETWORK, INC. AND SUBSIDIARIES**  
**NOTES TO CONSOLIDATED FINANCIAL STATEMENTS (Continued)**

**13. RELATED-PARTY TRANSACTIONS (Continued)**

The impact of the remaining activities of Haitian Subsidiaries on our results of operations for 2002 through August 2007 was not significant to our consolidated financial statements. As of August 2007, the net book value of the Haiti assets was \$655,000. After taking into account outstanding claims, legal and other related expenses incurred in connection with the transaction and the dissolution of the Haitian Subsidiaries, we recorded a loss of \$258,000 which is included in Gain on Disposition of Long-Lived Assets, within the accompanying Statements of Operations. In addition, we cancelled the remaining debt obligations of ATN-Haiti owed to us, which we had previously written off in 2001.

**14. INDUSTRY SEGMENTS**

The Company has four reportable segments which are considered material for separate disclosure under Statement of Financial Accounting Standards No. 131, *Disclosures About Segments of and Enterprise Related Information*. Those four segments are: i) Integrated Telephony-International, which generates all of its revenues in Guyana and has all of its assets located in Guyana (“GT&T”), ii) Integrated Telephony-Domestic, which generates all of its revenues and has all of its assets located in the United States (“Sovernet”), iii) Wireless Television and Data, which generates all of its revenues in and has all of its assets located in the U.S Virgin Islands (“Choice”), and iv) Rural Wireless, which generates all of its revenues in the United States and has all of its assets located in the United States (“Commnet”). The operating segments are managed separately because each offers different services and serves different markets. Certain elements of the 2006 segment information have been revised to conform to the current format of financial information reviewed by the Company’s chief operating decision makers.

The accounting policies of the operating segments are the same as those described in Note 2.

The following tables provide information for each operating segment (in thousands):

For the Year Ended December 31, 2005						
	Integrated Telephony- International	Integrated Telephony- Domestic	Wireless Television and Data	Rural Wireless	Reconciling Items	Consolidated
Revenues . . . . .	\$87,236	\$ —	\$ 5,505	\$9,332	\$ 208	\$102,281
Depreciation and amortization . . . . .	12,948	—	2,372	1,114	676	17,110
Non-cash stock-based compensation . . . . .	—	—	—	—	421	421
Operating income (loss) . . . . .	47,362	—	(4,711)	2,880	(8,102)	37,429
Interest expense . . . . .	(48)	—	(1,896)	(2)	317	(1,629)
Interest income . . . . .	601	—	—	32	309	942
Income taxes . . . . .	20,414	—	(2,758)	1,137	2,214	21,007
Equity in earnings of unconsolidated affiliates, net of tax . . . . .	—	—	—	128	2,915	3,043
Net income (loss) . . . . .	18,317	—	(6,896)	2,701	(339)	13,783

**ATLANTIC TELE-NETWORK, INC. AND SUBSIDIARIES**  
**NOTES TO CONSOLIDATED FINANCIAL STATEMENTS (Continued)**

**14. INDUSTRY SEGMENTS (Continued)**

**For the Year Ended December 31, 2006**

	<u>Integrated Telephony- International</u>	<u>Integrated Telephony- Domestic</u>	<u>Wireless Television and Data</u>	<u>Rural Wireless</u>	<u>Reconciling Items</u>	<u>Consolidated</u>
Revenues . . . . .	\$94,574	\$13,166	\$ 6,827	\$41,498	\$ —	\$156,065
Depreciation and amortization . . . . .	13,934	1,878	2,242	5,896	560	24,510
Non-cash stock-based compensation . . . . .	—	116	—	—	706	822
Operating income (loss) . . . . .	48,805	2,267	(2,927)	14,244	(9,403)	52,986
Interest expense . . . . .	(51)	—	(3,047)	(597)	(44)	(3,739)
Interest income . . . . .	573	117	—	111	791	1,592
Income taxes . . . . .	20,050	980	(2,556)	5,502	1,562	25,538
Equity in earnings of unconsolidated affiliates, net of tax . . . . .	—	—	—	(6)	2,473	2,467
Net income (loss) . . . . .	19,363	1,347	(6,390)	7,700	1,480	23,500

**For the Year Ended December 31, 2007**

	<u>Integrated Telephony- International</u>	<u>Integrated Telephony- Domestic</u>	<u>Wireless Television and Data</u>	<u>Rural Wireless</u>	<u>Reconciling Items</u>	<u>Consolidated</u>
Revenues . . . . .	\$105,725	\$14,692	\$ 8,668	\$57,656	\$ —	\$186,741
Depreciation and amortization . . . . .	15,616	1,785	2,193	6,786	306	26,686
Impairment of long-lived assets . . . . .	—	—	4,400	—	—	4,400
Gain on disposition of long-lived assets . . . . .	—	—	—	(5,961)	—	(5,961)
Non-cash stock-based compensation . . . . .	—	127	—	—	886	1,013
Operating income (loss) . . . . .	46,271	2,292	(6,315)	33,615	(8,704)	67,159
Interest expense . . . . .	(6)	5	(3,501)	(687)	1,907	(2,282)
Interest income . . . . .	668	316	—	251	1,219	2,454
Income taxes . . . . .	19,262	852	(3,964)	12,955	(176)	28,929
Equity in earnings of unconsolidated affiliates, net of tax . . . . .	—	—	—	—	2,281	2,281
Net income (loss) . . . . .	17,614	1,127	(6,487)	18,473	7,213	37,940

**ATLANTIC TELE-NETWORK, INC. AND SUBSIDIARIES**  
**NOTES TO CONSOLIDATED FINANCIAL STATEMENTS (Continued)**

**14. INDUSTRY SEGMENTS (Continued)**

	Segment Assets					Consolidated
	Integrated Telephony		Wireless Television and Data	Rural Wireless	Reconciling Items	
	International	Domestic				
<b>December 31, 2006:</b>						
Net fixed assets . . . . .	\$ 98,601	\$ 2,640	\$10,927	\$ 24,725	\$ 1,680	\$138,573
Goodwill . . . . .	—	6,408	—	29,175	—	35,583
Total assets . . . . .	142,670	20,821	12,061	85,310	41,752	302,614
<b>December 31, 2007:</b>						
Net fixed assets . . . . .	\$111,963	\$ 3,320	\$ 4,884	\$ 34,868	\$ 718	\$155,753
Goodwill . . . . .	—	7,196	—	32,148	—	39,344
Total assets . . . . .	156,094	22,922	6,547	117,680	41,383	344,626
<b>Capital Expenditures</b>						
Year Ending December 31,	Integrated Telephony		Wireless Television and Data	Rural Wireless	Reconciling Items	Consolidated
	International	Domestic				
2005 . . . . .	\$20,699	\$ —	\$2,320	\$ 2,329	\$663	\$26,011
2006 . . . . .	22,020	813	998	11,576	58	35,465
2007 . . . . .	25,941	1,328	378	21,108	139	48,894

**15. BRIDGE INTERNATIONAL COMMUNICATIONS, INC.**

As of December 31, 2005, the Company had provided Bridge International Communications Services, Inc., (“Bridge”) an early stage facilities-based provider of wholesale international long distance services using Voice over internet Protocol (“VoIP”) technology, with \$2.3 million of financing including \$1.8 million of cash advances under a Convertible Secured Note Purchase Agreement as well as \$500,000 of support for the funding of receivables and operating expenses. During the fourth quarter of 2005, the Company established a reserve of \$2.1 million against the amounts due from Bridge as Bridge has had difficulty closing contracts for its primary business line of managed network services. During 2006, the Company reserved for the remaining \$0.2 million due from Bridge as the collectability of the outstanding balances was determined to be unlikely. This reserve remained unchanged through the end of 2007.

**ATLANTIC TELE-NETWORK, INC. AND SUBSIDIARIES**  
**NOTES TO CONSOLIDATED FINANCIAL STATEMENTS (Continued)**

**16. QUARTERLY FINANCIAL DATA (UNAUDITED)**

Following is a summary of the Company's quarterly results of operations for the years ended December 31, 2006 and 2007 (in thousands):

	<b>2006 Consolidated for the Three Months Ended</b>			
	<b>March 31</b>	<b>June 30</b>	<b>September 30</b>	<b>December 31</b>
Total revenues . . . . .	\$34,686	\$37,669	\$41,524	\$42,186
Operating expenses . . . . .	23,122	25,636	26,658	27,661
Income from operations . . . . .	11,564	12,033	14,866	14,525
Other income (expense), net . . . . .	(379)	(499)	(378)	(168)
Income before income taxes, minority interests and equity in earnings of unconsolidated affiliate . . . . .	11,185	11,534	14,488	14,357
Income taxes . . . . .	6,465	6,225	6,286	6,562
Income before minority interests and equity in earnings of unconsolidated affiliate . . . . .	4,720	5,309	8,202	7,795
Minority interests, net of tax . . . . .	(1,097)	(1,210)	(1,307)	(1,379)
Equity in earnings of unconsolidated affiliate, net of tax . .	466	836	708	457
Net income . . . . .	<u>\$ 4,089</u>	<u>\$ 4,935</u>	<u>\$ 7,603</u>	<u>\$ 6,873</u>
Earnings per share (basic) . . . . .	<u>\$ 0.33</u>	<u>\$ 0.40</u>	<u>\$ 0.53</u>	<u>\$ 0.46</u>
Earnings per share (diluted) . . . . .	<u>\$ 0.33</u>	<u>\$ 0.39</u>	<u>\$ 0.53</u>	<u>\$ 0.45</u>
	<b>2007 Consolidated for the Three Months Ended</b>			
	<b>March 31</b>	<b>June 30</b>	<b>September 30</b>	<b>December 31</b>
Total revenues . . . . .	\$43,920	\$45,157	\$48,095	\$49,569
Operating expenses . . . . .	30,487	29,117	30,713	29,265
Income from operations . . . . .	13,433	16,040	17,382	20,304
Other income, net . . . . .	623	1,370	275	143
Income before income taxes, minority interests and equity in earnings of unconsolidated affiliate . . . . .	14,056	17,410	17,657	20,447
Income taxes . . . . .	6,664	7,250	7,863	7,152
Income before minority interests and equity in earnings of unconsolidated affiliate . . . . .	7,392	10,160	9,794	13,295
Minority interests, net of tax . . . . .	(949)	(1,753)	(1,060)	(1,219)
Equity in earnings of unconsolidated affiliate, net of tax . .	455	642	668	515
Net income . . . . .	<u>\$ 6,898</u>	<u>\$ 9,049</u>	<u>\$ 9,402</u>	<u>\$12,591</u>
Earnings per share (basic) . . . . .	<u>\$ 0.46</u>	<u>\$ 0.60</u>	<u>\$ 0.62</u>	<u>\$ 0.83</u>
Earnings per share (diluted) . . . . .	<u>\$ 0.45</u>	<u>\$ 0.59</u>	<u>\$ 0.62</u>	<u>\$ 0.82</u>

SCHEDULE II

ATLANTIC TELE-NETWORK, INC. AND SUBSIDIARIES

VALUATION AND QUALIFYING ACCOUNTS

(Amounts in Thousands)

	<u>Balance at Beginning of Year</u>	<u>Charged to Costs and Expenses</u>	<u>Net Charge Offs</u>	<u>Balance at End of Year</u>
YEAR ENDED, December 31, 2005				
Description:				
Valuation allowance on foreign tax credit carryforwards . . .	\$ 472	\$5,380	\$ —	\$ 5,852
Allowance for doubtful accounts . . . . .	<u>1,044</u>	<u>661</u>	<u>690</u>	<u>1,015</u>
	<u>\$ 1,516</u>	<u>\$6,041</u>	<u>\$ 690</u>	<u>\$ 6,867</u>
YEAR ENDED, December 31, 2006				
Description:				
Valuation allowance on foreign tax credit carryforwards . . .	\$ 5,852	\$5,764	\$ —	\$11,616
Allowance for doubtful accounts . . . . .	<u>1,015</u>	<u>888</u>	<u>529</u>	<u>1,374</u>
	<u>\$ 6,867</u>	<u>\$6,652</u>	<u>\$ 529</u>	<u>\$12,990</u>
YEAR ENDED, December 31, 2007				
Description:				
Valuation allowance on foreign tax credit carryforwards . . .	\$11,616	\$ 118	\$ —	\$11,734
Allowance for doubtful accounts . . . . .	<u>1,374</u>	<u>1,196</u>	<u>1,311</u>	<u>1,259</u>
	<u>\$12,990</u>	<u>\$1,314</u>	<u>\$1,311</u>	<u>\$12,993</u>



**EXHIBIT INDEX**  
**to Form 10-K for the Year Ended December 31, 2007**

- 3.1 Restated Certificate of Incorporation of Atlantic Tele-Network, Inc. (incorporated by reference to Exhibit 4.1 to the Company's Registration Statement on Form S-8 (File No. 333-62416) filed June 6, 2001).
- 3.2 Certificate of Amendment to the Restated Certificate of Incorporation of Atlantic Tele-Network, Inc., as filed with the Delaware Secretary of State on August 14, 2006 (incorporated by reference to Exhibit 3.2 to the Company's Quarterly Report on Form 10-Q (File No. 001-12593) for the quarterly period ended June 30, 2006 filed August 14, 2006).
- 3.3 By-Laws of Atlantic Tele-Network, Inc., as amended and restated on March 7, 2006 (incorporated by reference to Exhibit 3.2 to the Company's Annual Report on Form 10-K (File No. 001-12593) for the year ended December 31, 2005 filed March 31, 2006).
- 10.1 Atlantic Tele-Network, Inc. 1998 Stock Option Plan (as amended May 24, 2007 incorporated by reference to Appendix A to the Company's Proxy Statement on Schedule 14A (File No. 001-12593) filed April 30, 2007).
- 10.2 Director's Remuneration Plan as amended as of November 2, 1999 (incorporated by reference to Exhibit 4.7 to the Company's Registration Statement on Form S-8 (File No. 333-62416) filed June 6, 2001).
- 10.3 Form of Incentive Stock Option Agreement (incorporated by reference to Exhibit 4.8 to the Company's Registration Statement on Form S-8 (File No. 333-62416) filed June 6, 2001).
- 10.4 2005 Restricted Stock and Incentive Plan (incorporated by reference to Exhibit 4.5 to the Company's Registration Statement on Form S-8 (File No. 333-62416) filed May 24, 2005).
- 10.5 Offer Letter by and between Atlantic Tele-Network, Inc. and William F. Kreisher, dated August 2007.
- 10.6 Agreement between the Government of the Co-Operative Republic of Guyana and Atlantic Tele-Network, Inc., dated June 18, 1990 (incorporated by reference to Exhibit 10.1 to the Company's Quarterly Report on Form 10-Q (File No. 001-12593) for the quarterly period ended March 31, 2006 filed on May 15, 2006).
- 10.7 Amended and Restated Credit Agreement dated as of August 31, 2007, among Atlantic Tele-Network, Inc., as Borrower, CoBank, ACB, as Administrative Agent, Arranger, and Issuing Lender and a Lender, Banco Popular de Puerto Rico as an Issuing Lender and a Lender, and the other Lenders referred to therein.
- 21 Subsidiaries of Atlantic Tele-Network, Inc.
- 23.1 Consent of Independent Registered Public Accounting Firm-PricewaterhouseCoopers LLP.
- 31.1 Certification of Principal Executive Officer pursuant to Rule 13a-14(a) of the Securities Exchange Act of 1934, as adopted pursuant to Rule 302 of the Sarbanes-Oxley Act of 2002.
- 31.2 Certification of Principal Financial Officer pursuant to Rule 13a-14(a) of the Securities Exchange Act of 1934, as adopted pursuant to Rule 302 of the Sarbanes-Oxley Act of 2002.
- 32.1 Certification of Principal Executive Officer pursuant to 18 U.S.C. Section 1350, as adopted pursuant to Section 906 of the Sarbanes-Oxley Act of 2002.
- 32.2 Certification of Principal Financial Officer pursuant to 18 U.S.C. Section 1350, as adopted pursuant to Section 906 of the Sarbanes-Oxley Act of 2002.

# Officers, Directors, and Stockholder Information

## Officers

**Michael T. Prior**  
President and Chief Executive Officer

**Justin D. Benincasa**  
Chief Financial Officer and Treasurer

**William F. Kreisher**  
Senior Vice President, Corporate Development

**Douglas J. Minster**  
Vice President, General Counsel and Secretary

**John P. Audet**  
Vice President, Financial Analysis and Planning

**Andrew S. Fienberg**  
Chief Accounting Officer

## Directors

**Cornelius B. Prior, Jr.**  
Chairman

**Martin L. Budd**  
Former Partner of Day, Berry and Howard LLP

**Charles Roesslein**  
Chief Executive Officer  
Austin Tele-Services Partners, LP

**Brian A. Schuchman**  
Founder, Commnet Wireless, LLC

**Henry U. Wheatley**  
Chairman, Wheatley Realty Corporation

## Shareholder Information

**Independent Auditors**  
PricewaterhouseCoopers LLP  
125 High Street  
Boston, MA 02110

**Registrar and Transfer Agent**  
The transfer agent is responsible, among other things, for handling stockholder questions regarding lost stock certificates, address changes, including duplicate mailings, and changes in ownership or name in which shares are held. These requests may be directed to the transfer agent at the following address:

**BNY Mellon Shareowner Services**  
480 Washington Boulevard  
Jersey City, NJ 07310-1900  
[www.bnymellon/shareowner/isd](http://www.bnymellon/shareowner/isd)

**Stock Listing**  
The common stock of the company is traded on the NASDAQ Global Select Market under the symbol ATNI.

**Annual Meeting**  
The Annual Meeting of Stockholders will be held at 10:00 am on Thursday May 15, 2008 at:  
The Hawthorne Hotel  
18 Washington Square  
Salem MA, 01970

**SEC Form 10-K**  
A copy of ATN's Annual Report on Form 10-K filed with the Securities and Exchange Commission can be obtained free of charge upon request by writing to us at 10 Derby Square, Salem, Massachusetts 01970, Attention: Investor Relations, or by calling us at 978-619-1300.

**Headquarters**  
Atlantic Tele-Network, Inc.  
10 Derby Square  
Salem, MA 01970  
Phone: 978-619-1300  
Fax: 978-744-3951  
[www.atni.com](http://www.atni.com)



**ATN**  
Atlantic Tele-Network

[www.atni.com](http://www.atni.com)

# ATLANTIC TELE NETWORK INC /DE

## FORM 10-K (Annual Report)

Filed 03/16/09 for the Period Ending 12/31/08

Address	10 DERBY SQUARE SALEM, MA 01970
Telephone	9786191300
CIK	0000879585
Symbol	ATNI
SIC Code	4813 - Telephone Communications, Except Radiotelephone
Industry	Communications Services
Sector	Services
Fiscal Year	12/31

Use these links to rapidly review the document

[TABLE OF CONTENTS](#)

[ATLANTIC TELE-NETWORK, INC. AND SUBSIDIARIES CONSOLIDATED FINANCIAL STATEMENTS AND FINANCIAL STATEMENT SCHEDULE December 31, 2006, 2007 and 2008 INDEX](#)

[Table of Contents](#)

---

---

**UNITED STATES  
SECURITIES AND EXCHANGE COMMISSION  
WASHINGTON, D.C. 20549**

---

**FORM 10-K**

---

(Mark  
One)

- ANNUAL REPORT PURSUANT TO SECTION 13 OR 15(d) OF THE SECURITIES EXCHANGE ACT OF 1934**

For the fiscal year ended December 31, 2008

Or

- TRANSITION REPORT PURSUANT TO SECTION 13 OR 15(d) OF THE SECURITIES EXCHANGE ACT OF 1934**

For the transition period from \_\_\_\_\_ to \_\_\_\_\_

Commission File No. 001-12593

---

**Atlantic Tele-Network, Inc.**

(Exact name of registrant as specified in its charter)

**Delaware**  
(State or other jurisdiction of  
incorporation or organization)

**10 Derby Square**  
**Salem, Massachusetts**  
(Address of principal executive offices)

**47-0728886**  
(I.R.S. Employer  
Identification No.)

**01970**  
(Zip Code)

**(978) 619-1300**  
(Registrant's telephone number, including area code)

**Securities registered pursuant to Section 12(b) of the Act:**

<u>Title of Class</u>	<u>Name of each exchange on which registered</u>
Common Stock, par value \$.01 per share	The NASDAQ Stock Market LLC

**Securities registered pursuant to Section 12(g) of the Act:**

**None**

(Title of each class)

Indicate by check mark if the registrant is a well-known seasoned issuer, as defined in Rule 405 of the Securities Act. Yes  No

Indicate by check mark if the registrant is not required to file reports pursuant to Section 13 or Section 15(d) of the Act. Yes  No

Indicate by check mark whether the registrant (1) has filed all reports required to be filed by Section 13 or 15(d) of the Securities Exchange Act of 1934 during the preceding 12 months (or for such shorter period that the registrant was required to file such reports) and (2) has been subject to such filing requirements for the past 90 days. Yes  No

Indicate by check mark if disclosure of delinquent filers pursuant to Item 405 of Regulation S-K is not contained herein, and will not be contained, to the best of registrant's knowledge, in definitive proxy or information statements incorporated by reference in Part III of this Form 10-K or any amendment to this Form 10-K.

Indicate by check mark whether the registrant is a large accelerated filer, an accelerated filer, a non-accelerated filer, or a smaller reporting company. See definitions of "large accelerated filer," "accelerated filer" and "smaller reporting company" in Rule 12b-2 of the Exchange Act, (Check one):

Large accelerated filer

Accelerated filer

Non-accelerated filer

Smaller reporting company

(Do not check if a smaller reporting company)

Indicate by check mark whether the registrant is a shell company (as defined in Rule 12b-2 of the Act). Yes  No

The aggregate market value of Common Stock held by non-affiliates of the registrant as of June 30, 2008, was approximately \$260,430,540 based on the closing price of the registrant's Common Stock as reported on the NASDAQ Global Market.

As of March 16, 2009, the registrant had 15,228,610 outstanding shares of Common Stock, \$.01 par value.

**DOCUMENTS INCORPORATED BY REFERENCE**

Portions of the registrant's Definitive Proxy Statement for the Annual Meeting of Stockholders to be held on June 4, 2009 are incorporated by reference into Part III of this Form 10-K.

---

---

---

## TABLE OF CONTENTS

	<u>Page</u>
Special Note Regarding Forward-Looking Statements	i
PART I	1
Item 1. Business	1
Overview	1
Strategy	1
Our Company	2
Our Services	3
Wireless Services	3
Local Telephone and Data Services	7
International Long Distance Services	10
Employees	12
Regulation	12
Taxation—Guyana	19
Taxation—United States	19
Available Information	20
Item 1A. Risk Factors	20
Item 1B. Unresolved Staff Comments	31
Item 2. Properties	31
Item 3. Legal Proceedings	31
Item 4. Submission of Matters to a Vote of Security Holders	32
PART II	33
Item 5. Market for Registrant's Common Equity, Related Stockholder Matters and Issuer Purchases of Equity Securities	33
Item 6. Selected Financial Data	35
Item 7. Management's Discussion and Analysis of Financial Condition and Results of Operations	36
Overview	36
Recent Developments	
Results of Operations: Years Ended December 31, 2008 and 2007	39
Results of Operations: Years Ended December 31, 2007 and 2006	44
Regulatory and Tax Issues	47
Liquidity and Capital Resources	47
Critical Accounting Estimates	51
Recent Accounting Pronouncements	52
Item 7A. Quantitative and Qualitative Disclosures About Market Risk	54
Item 8. Financial Statements and Supplementary Data	54
Item 9. Changes in and Disagreements With Accountants on Accounting and Financial Disclosure	54
Item 9A. Controls and Procedures	54
Disclosure Controls and Procedures	54
Management's Annual Report on Internal Control over Financial Reporting	54
Changes in Internal Control over Financial Reporting	55
Item 9B. Other Information	55
PART III	56
Item 10. Directors, Executive Officers and Corporate Governance	56
Item 11. Executive Compensation	57
Item 12. Security Ownership of Certain Beneficial Owners and Management and Related Stockholder Matters	57
Item 13. Certain Relationships and Related Transactions, and Director Independence	58
Item 14. Principal Accountant Fees and Services	58
PART IV	58
Item 15. Financial Statements, Exhibits and Financial Statement Schedule	58
Signatures	59
Index to Consolidated Financial Statements	F-1
Index to Exhibits	EX-1

---

## SPECIAL NOTE REGARDING FORWARD-LOOKING STATEMENTS

This Annual Report on Form 10-K contains statements about future events and expectations, or forward-looking statements, all of which are inherently uncertain. We have based those forward-looking statements on our current expectations and projections about future results. When we use words such as "anticipates," "intends," "plans," "believes," "estimates," "expects," or similar expressions, we do so to identify forward-looking statements. Examples of forward-looking statements include statements we make regarding future economic and political conditions in Guyana, the competitive environment in the markets in which we operate, legal and regulatory actions and technological changes, our future prospects for growth, our ability to maintain or increase our market share, our future operating results and our future capital expenditure levels. These statements are based on our management's beliefs and assumptions, which in turn are based on currently available information. These assumptions could prove inaccurate. These forward-looking statements may be found under the captions "Management's Discussion and Analysis of Financial Condition and Results of Operations" and "Business," as well as in this Report generally.

You should keep in mind that any forward-looking statement made by us in this Report or elsewhere speaks only as of the date on which we make it. New risks and uncertainties arise from time to time, and it is impossible for us to predict these events or how they may affect us. In any event, these and other important factors may cause actual results to differ materially from those indicated by our forward-looking statements, including those set forth in Item 1A of this Report under the caption "Risk Factors." We have no duty to, and do not intend to, update or revise the forward-looking statements made by us in this Report after the date of this Report, except as may be required by law.

---

In this Report the words "we," "our," "ours" and "us" refer to Atlantic Tele-Network, Inc. and its subsidiaries. Also ClearChoice™ is a service mark of one of our subsidiaries. This Report contains trademarks, service marks and trade names that are the property of Atlantic Tele-Network, Inc., its subsidiaries or others.

---

Reference to dollars (\$) refer to U.S. dollars unless otherwise specifically indicated.

---

Information regarding shares of our Common Stock prior to March 31, 2006 set forth in this Report has been retroactively adjusted to reflect our 5-for-2 stock split that we effected on that date.



## PART I

### ITEM 1. BUSINESS

#### Overview

We provide wireless and wireline telecommunications services in North America and the Caribbean. Through our operating subsidiaries, we offer the following principal services:

- **Wireless.** In the United States, we offer wholesale wireless voice and data roaming services to national, regional and local wireless carriers in rural markets located principally in the Southwest and Midwest. We offer wireless voice and data services to retail customers in Bermuda, Guyana and, through an acquisition made in the third quarter of 2008, in Turks and Caicos.
- **Local Telephone and Data.** Our local telephone and data services include our operations in Guyana, the mainland United States and the U.S. Virgin Islands. We are the exclusive provider of domestic wireline local and long distance telephone services in Guyana. We offer facilities-based integrated voice and data communications services to residential and business customers in New England, primarily in Vermont, and wholesale transport services in New York State. We are a leading internet access service provider in the U.S. Virgin Islands.
- **International Long Distance Voice and Data Services.** We are the exclusive provider of international voice and data communications into and out of Guyana. As part of our infrastructure, we own interests in major international fiber optic cables linking Guyana to, among other places, Suriname, French Guiana, Trinidad, the U.S. Virgin Islands and the mainland United States.

#### Strategy

The key elements of our strategy consist of the following:

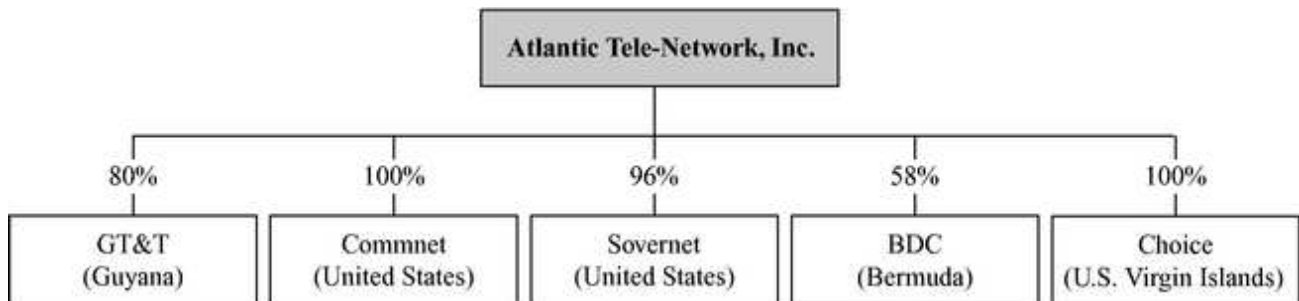
- **Focus on Providing Wireless and Wireline Telecommunications Services.** We are focused on providing wireless and wireline voice and data services to residential, business and carrier customers across a variety of geographic and demographic markets. We have provided these services to our customers for over fifteen years and have demonstrated our ability to grow both customers and revenues by improving service and increasing the number of wireline and wireless services offered to these customers. We believe these sectors provide significant opportunities for recurring cash flows and organic and external growth.
- **Target Underserved Markets Where We Can Compete Successfully.** We operate in smaller, underserved markets where we believe we are or will be one of the leading providers of telecommunications services. Our businesses typically have strong local brand identities and leading market positions. By leveraging these attributes, along with our lower cost of capital and our senior management expertise at the holding company level, we seek to improve and expand available products and services in our targeted markets to better meet the needs of our customers and expand our customer base.
- **Partner with Successful Local Owner/Operators.** Wherever feasible, we partner with local management teams who have demonstrated a successful track record. We believe that strong local management enhances our close relationship with customers and reduces risk. Our geographically diverse businesses are all operated, and often partially owned, by local managers, employees and investors. We seek to enhance our strong market position by maintaining these partnerships and by leveraging our extensive management experience to assist them in further improving operations.

- Maintain a Disciplined Earnings-Oriented Approach.** We carefully assess the potential for earnings stability and growth when we evaluate the performance of our subsidiaries, new investment opportunities and prospective acquisitions. In managing our more mature businesses, we seek to solidify our brands, improve customer satisfaction, add new services, control costs and preserve cash flow. In managing newer, early stage businesses, we seek to invest capital to improve our competitive position, increase market share and generate strong revenue and cash flow. We consider new investments and acquisitions on a disciplined, return-on-investment basis.

As a result of these strategies, we have increased our consolidated operating income and earnings per share at an annual rate of approximately 19% and 23%, respectively, on a compounded basis from 2004 to 2008. We have also been able to pay cash dividends to our shareholders for 41 consecutive quarters and have increased our quarterly dividend per share by approximately 64% since the beginning of 2004.

**Our Company**

We conduct our operations in the mainland United States, Guyana, Bermuda, and U.S. Virgin Islands through our ownership (as indicated below) in the following principal operating subsidiaries:



- Guyana Telephone & Telegraph (or GT&T).** In 1991, we acquired an 80% equity interest in GT&T, which is the exclusive provider of local exchange and international long distance telecommunications services in Guyana. We are also one of two service providers in Guyana's competitive wireless telecommunications market. GT&T is the successor to the Guyana Telecommunications Corporation, a corporation wholly owned by the Government of Guyana. The remaining 20% equity interest in GT&T is held by the Government of Guyana.
- Commnet Wireless, LLC.** In 2005, we acquired a 95% equity interest in Commnet, which provides wireless voice and data communications roaming services in the United States. We acquired the remaining 5% equity interest in Commnet in January 2007.
- Sovernet, Inc.** In February 2006, we acquired Sovernet, which provides facilities-based integrated voice and broadband data communications services in New England, primarily in Vermont. We currently own a 96% equity interest in Sovernet. The remaining 4% equity interest in Sovernet is held by Sovernet management. In August 2008, Sovernet also began providing wholesale high capacity transport services in New York State through ION Holdco, LLC (or ION).
- Bermuda Digital Communications, Ltd (or BDC).** In 1998, we acquired a minority equity interest in BDC, which is the largest wireless voice and data communications service provider in Bermuda, operating under the Cellular One brand. In May 2008, BDC completed a share repurchase of its common stock. We did not tender any shares for repurchase and, as a result, increased our ownership from 43% to approximately 58% of BDC's outstanding common stock. Most of the remaining equity interests are held by BDC's Bermudian management team. Prior to this increase in holdings, we accounted for our investment under the equity method of accounting and earnings from BDC did not appear in income from operations, but were instead reflected in equity in earnings of unconsolidated affiliates. Effective with the completion of that

share repurchase, the Company began consolidating BDC's balance sheet and results of operations. In September 2008, BDC began providing wireless services in Turks and Caicos through Islandcom Telecommunications, Ltd.

- **Choice Communications, LLC (or Choice).** In October 1999, we acquired Choice, which provides fixed wireless broadband data services and dial-up internet services to retail and business customers in the U.S. Virgin Islands.

In addition, we receive management fees from our principal operating subsidiaries.

Atlantic Tele-Network, Inc. was incorporated in the State of Delaware in 1987. Our corporate offices are located at 10 Derby Square, Salem, Massachusetts, 01970. The telephone number at our principal corporate offices is (978) 619-1300.

## Our Services

Through our operating subsidiaries, we provide wireless, local telephone and data, international long distance services and wholesale transport services in the mainland United States, Guyana, Bermuda, the U.S. Virgin Islands and Turks and Caicos. For fiscal years 2006, 2007 and 2008, our Guyana operations generated 61%, 57% and 47% respectively, of our consolidated revenue. Increasingly, a larger share of our consolidated revenue is being generated by our U.S. operations. For information about our financial segments and geographical information about our operating revenues and long-lived assets, see Note 15 to the Consolidated Financial Statements included in this Report.

## Wireless Services

We provide mobile wireless voice and data communications services in the United States, Bermuda, Guyana and Turks and Caicos. For fiscal years 2006, 2007 and 2008, our revenues from wireless services were approximately 40%, 45% and 51%, respectively, of our consolidated revenues.

### *U.S. Operations*

Through our Commnet subsidiary, we provide wholesale wireless voice and data roaming services in rural markets to national, regional and local wireless carriers. In 2006, we also began to offer these services to selected international carriers. We provide these services through our own networks in markets located principally in six states in the Southwest and Midwest. We also operate smaller networks in seven other states. Many of our sites are located in popular tourist and seasonal visitor areas, particularly in the Southwestern states. Historically, this seasonal increase in visitors has resulted in higher call volumes and revenue in those areas during summer months. Roaming is a service offered by most wireless service providers that enables their subscribers to utilize their mobile phone service while traveling outside of their service provider's network coverage area. Roaming enables wireless service providers to offer their customers extended coverage without the need to own a network or spectrum. We design, install and operate our wireless networks in areas where our wholesale customers need extended coverage.

*Network.* We currently operate networks with GSM and CDMA technologies in both the 850 MHz and 1900 MHz bands. This mix of technologies and spectrum varies by market. However, we often have at least two technologies deployed at each cell site in order to maximize revenue opportunities. The majority of our GSM sites are also equipped with GPRS and/or EDGE data technologies. Our networks are comprised of telecommunications switches, base stations and radio transceivers located on towers and buildings typically owned by others, and leased transport facilities. In 2008 we increased the number of base stations and sites in service, and we expect that to continue in 2009. In December 2008, we acquired the network assets, including 46 base stations, of a rural wireless operation in Nevada. As of December 31, 2008, we owned and operated a total of 473 base stations

consisting of 307 GSM and 166 CDMA stations on 365 owned and leased sites. In 2008, we completed our phase-out of TDMA and analog base stations as most mobile handsets currently sold do not utilize either of those technologies.

*Sales and Marketing.* Historically, most roaming agreements were cancelable at-will. In recent years, however, major carriers have been experiencing technological incompatibility with other wholesalers' networks, which has increased carriers' willingness to make longer term commitments in exchange for supporting technologies and features and providing attractive pricing. We have taken advantage of this environment by entering into long-term, preferred roaming agreements with several major wireless carriers, including AT&T and Verizon Wireless. Under these preferred roaming agreements, we typically agree to build a new mobile network at a specified location and offer the preferred carrier long-term pricing certainty in exchange for priority designation with respect to their customers' wireless traffic. We believe we have established a track record of building highly-reliable, feature-rich network coverage in a variety of technical environments for major wireless carriers on time and at attractive rates. We believe carriers are drawn to our ability to timely meet buildout requirements in often difficult and remote areas, the reliability of our networks and our status as a trusted partner rather than a national or regional competitor.

Once we complete building a rural network, we then benefit from existing roaming agreements with other national, regional, and local carriers to supplement our initial revenues. These non-preferred roaming agreements are usually terminable within 30 days. Because we have no retail subscribers, we do not incur retail distribution or retail marketing costs and our customer service costs are largely limited to technical and engineering support. We may provide retail broadband wireless or other services in certain portions of our service areas in the future and currently partner with several small rural operators to provide retail services.

*Customers.* We currently have roaming agreements with more than 65 United States-based wireless service providers. As of December 31, 2008, we were the preferred roaming carrier in selected markets for AT&T (with an initial term through the end of 2008) and Verizon Wireless (which has been renewed through mid-2011). We are in discussions with AT&T to renew its agreement and expect to enter into a new multi-year renewal in 2009. While the new rates are reasonable and there are volume adjustments, they represent a reduction on previous rates and we expect rates for other major customers to decline as well in 2009. In 2008, AT&T and Verizon Wireless accounted for 59% of our U.S. wireless revenues. See Note 2 to the Consolidated Financial Statements included in this Report.

*Competition.* Our wireless roaming services enable our carrier customers to provide their subscribers with additional network coverage and service without having to build and operate their own extended wireless networks. We compete with wireless service providers that operate networks in our markets and offer wholesale roaming services. In addition, our carrier customers may also elect to build or acquire their own infrastructure (including networks that Commnet built out pursuant to our roaming agreements) in a market in which we operate, reducing or eliminating their need for our services in that market. We believe we compete for wholesale roaming customers based on price, network coverage and quality of service. We expect competition in the rural wireless sector to be dynamic, as competitors expand their networks and as new products and services that require supporting connectivity are developed.

### ***Island Operations***

BDC provides wireless voice and data service to retail and business customers under the name "Cellular One" throughout the island of Bermuda. BDC commenced operations in July 1999 and became the largest wireless operator in Bermuda by 2002. Bermuda has a total population of approximately 65,000 and a per capita GDP of approximately \$69,900, the highest in the world. The customer base in Bermuda, with its high disposable income and business economy built on

sophisticated financial services, has historically shown demand for newer wireless services and capabilities.

On May 15, 2008, BDC completed a share repurchase of its common stock. We did not tender any shares for repurchase and, as a result, increased our ownership stake to approximately 58% of BDC's outstanding common stock. BDC's financial results, since the share repurchase, are consolidated with our financial results. In September 2008, BDC assumed control of Islandcom Telecommunications, Ltd., which provides wireless voice service in Turks and Caicos.

*Network.* Following rapid upgrades in earlier years from analog to TDMA to CDMA, in 2005, BDC enhanced the data speeds and capabilities of its CDMA 1XRTT network by deploying Evolution Data Optimized (or EV-DO) services. Together with the improved handset functionality and data services already enabled by CDMA 1XRTT technology, EV-DO enabled BDC to offer significantly higher speed data services. In 2007, BDC upgraded its EV-DO network to provide even faster data speeds. In 2008, BDC invested in a UMTS overlay across its network in Bermuda and expects to launch services on this network in the first quarter of 2009. UMTS is a "3G" (third generation) wireless technology based on the GSM standard and we expect that this capability will allow us to offer advanced mobile voice and data services to a segment of the Bermuda market that we had not previously addressed.

BDC's advanced network, operating primarily in the 850 MHz frequency band, covers virtually the entire population of Bermuda. BDC also has extensive backbone facilities on the island linking its sites, switching facilities and the international interconnection points. BDC, through an affiliate, also holds the right to deploy a digital television and data network in Bermuda utilizing the 2.5 GHz band. Islandcom has a very small network in Turks and Caicos which we expect to replace in 2009.

*Sales and Marketing.* BDC maintains four retail stores and a service center in Bermuda that are a core part of its brand identity and sales efforts. BDC also advertises frequently in the newspapers and other media and sponsors various events and initiatives. BDC sells services in a number of post-paid subscription plans that are distinguished largely by the number of minutes and the enhanced features, such as text messaging, included in the plan. A substantial majority of BDC's customers subscribe to one of its post-paid plans. BDC also has a smaller number of pre-paid subscribers and has established "point of sale" payment terminals to enable those customers to increase their account balance at any one of a number of stores, such as a local grocer. The stores receive a commission and maintain the terminals. In Turks and Caicos, Islandcom maintains two stores.

*Customers.* At December 31, 2008, BDC had approximately 20,000 subscribers, which it estimates to be just under 40% of the wireless market in Bermuda. Islandcom had a negligible number of subscribers at year end. As the dominant CDMA operator on Bermuda, BDC is the primary roaming provider for North American visitors using CDMA handsets, such as Verizon Wireless customers. Since entering into roaming agreements with a number of providers in 2003 and 2004, BDC has been able to offer to providers in North America and elsewhere improved roaming services and rates. Leveraging its enhanced data capabilities, BDC launched data roaming service in 2007 and, through its UMTS and EV-DO networks expects to continue to expand data roaming in 2009 for both visitors and its own subscribers.

*Competition.* In Bermuda, we compete against the wireless division of the incumbent telephone company and Digicel, which each operate GSM networks. Digicel entered the market in 2005 upon acquiring the operations of AT&T. Although we believe that BDC has the most advanced network in terms of data speeds and reliability, BDC's competitors had enjoyed an advantage in their ability to offer roaming in European countries, where all the major carriers operate GSM networks. Our UMTS network should eliminate that advantage. One of BDC's competitors also constructed a smaller scale CDMA network, which competes for CDMA roaming traffic. We believe we compete for wireless retail

customers based on features, price, technology deployed, network coverage (including through roaming arrangements), quality of service and customer care. In Turks and Caicos, we also compete against the wireless division of the incumbent telephone company and Digicel.

### *Guyana Operations*

Through our GT&T subsidiary, we offer wireless telephone service in the vast majority of populated areas in Guyana, including Georgetown (Guyana's capital and largest city) and the surrounding area and substantially all of Guyana's coastal plain where 70% of Guyana's population is concentrated. In 2008 we continued to expand our wireless coverage. We expect to continue such expansion to a lesser extent in 2009, as we have already extended coverage into the most populated areas of Guyana and the remaining areas are very remote and sparsely populated.

Guyana is an English speaking nation and part of the British Commonwealth. Historically and culturally, Guyana is part of the British West Indies and part of the Caribbean community. Located along the north coast of South America, it is approximately 83,000 square miles in size. Guyana has a population of approximately 769,000 people and a per capita GDP of approximately \$5,300. Economic activity in Guyana is mainly centered on the export of sugar, gold, bauxite/alumina, rice, shrimp, molasses, rum, and timber. As of the end of 2008, we estimate that Guyana's wireline teledensity was approximately 18 access lines per 100 inhabitants. We estimate that over 50% of the population subscribes to a wireless service, although with a largely pre-paid subscriber base it is difficult to determine how many of our subscribers are also subscribers to competing services.

*Network.* In the fourth quarter of 2004, we launched services on our new GSM/GPRS mobile wireless network, alongside our existing TDMA network. GSM/GPRS is a more advanced wireless digital service than TDMA, allowing us to offer more sophisticated and appealing handset features and certain wireless data services, while increasing our network capacity. The launch of GSM services also helped us enter into roaming agreements with wireless carriers in a number of other countries, including some of the largest carriers in the U.S., Europe, Canada and the Caribbean, enabling our subscribers to use their handsets in other countries and allowing some visitors to use their wireless phones while in Guyana. At December 31, 2008, we had roaming agreements with 106 wireless carriers.

In 2008, GT&T operated only the GSM network. By the end of 2007, we had migrated our TDMA subscribers to our GSM network, and returned the spectrum used for TDMA services to the Government's National Frequency Management Unit. Our GSM network operates in approximately 12 MHz of spectrum in the 900 MHz band and 36 MHz of spectrum in the 1800 MHz band.

*Customers.* We estimate that over 90% of the country's population resides in areas covered by our wireless network. As of December 31, 2008, we had approximately 248,000 wireless subscribers, down 24% from approximately 328,000 subscribers as of December 31, 2007. As of December 31, 2008, over 97% of our wireless subscribers were on pre-paid plans.

*Sales and Marketing.* We actively market our wireless services through widespread radio, television and outdoor advertising, sponsored events, and merchandise giveaways as well as through our close, promotional relationships with leading disc jockeys and radio personalities and other local celebrities. We do not maintain any traditional retail stores, although all post-paid wireless customers set up accounts at one of our six business centers and pre-paid customers may do so as well. Our handsets, pre-paid cards and pre-paid accounts are sold primarily through independent dealers who we pay on a commission basis. Wireless subscribers are offered various calling plans and are charged a monthly fee plus airtime based on the selected plan. These fees are payable on either a pre-paid basis, which means a customer purchases a calling card with a prescribed number of minutes in advance of any usage, or a post-paid basis, which means the subscriber is billed for his or her minutes of use after usage. Pre-payments can be made by the purchase of disposable pre-paid calling cards, which come in fixed

Guyanese dollar amounts, or by recharging an account via our "C-Point" electronic terminals available at authorized vendors. The vast majority of our customers are on the pre-paid plan.

*Competition.* We provide wireless services in Guyana pursuant to a non-exclusive license. Since 2004, our primary competition has come from another nationwide GSM provider. This provider was acquired in October 2006 by Digicel, a large mobile telecommunications company operating in many Caribbean countries. Since early 2007, Digicel has used aggressive operational and capital spending to gain market share, including promotional pricing, the use of extensive giveaways and handset subsidies. In turn, we have countered with our own promotions and accelerated the timing of some of our capital expenditures on network expansion and upgrades. We believe that network coverage and quality of service at competitive prices are some of the most important bases on which we compete. In the short-term, however, promotions can have a significant effect on the market. This heightened competition has resulted in higher marketing expense, particularly in 2007, and a decline in market share. We expect to continue to face intense competition for subscribers and usage in 2009. We believe we compete for customers based on price, promotions, coverage and quality of service. While we believe that we are well-positioned competitively with respect to the quality of our service, we believe that Digicel may be willing to offer greater promotional giveaways to obtain market share from us.

## **Local Telephone and Data Services**

Our local telephone and data services include our operations in Guyana, the mainland United States and the U.S. Virgin Islands. For fiscal years 2006, 2007 and 2008, our revenues from local telephone and data services were approximately 27%, 25% and 24%, respectively, of our consolidated revenues.

### ***Guyana Operations***

Through our GT&T subsidiary, we are the exclusive provider of domestic wireline local and long distance telephone services in Guyana. As of December 31, 2008, we had approximately 139,000 access lines in service. This represents approximately 18 lines per 100 inhabitants (based on an estimated population of approximately 769,000), an increase of approximately 5%, or over 7,000 net new lines, compared to lines in service at December 31, 2008. Of all fixed lines in service, the majority are in the largest urban areas, including Georgetown, Linden, New Amsterdam, Diamond and Beterverwagting. During 2008, we continued to extend our network to cover newly developed housing areas and residential parks and additional rural towns and communities, although at a lesser rate than 2006 and 2007. Despite our substantial and continuing investment in extending our fixed line network, some rural areas still do not have telephone service. We plan to bring service to some of these areas in 2009 and beyond, but we expect the pace of our geographic expansion of wireline build out to continue to decline absent an increase in basic service rates or a subsidy to address the disproportionate cost of operating in remote, sparsely populated areas.

*Network.* We have significantly rebuilt and expanded our telecommunications network. Through December 31, 2008, we have invested nearly \$300 million in Guyanese telecommunications infrastructure and in 2008 committed to building a new fiber optic submarine cable into Guyana expected to be completed in 2010. The number of fixed access lines has increased from approximately 13,000 working lines in January 1991 to over 139,000 lines as of December 31, 2008, all of which are now digitally switched lines. For over 10,000 of these lines, services are delivered through a fixed wireless technology. Since the provider of this technology no longer adequately supports it, we began to replace that fixed wireless network in 2007 with an alternative technology for delivering both telephone and data services to households and businesses in that region. The deployment of the new technology in 2008 was slowed by repeated technical problems and the equipment manufacturer has been working with us to resolve these issues. If the issues are not permanently resolved, we may turn to a different technological solution for these customers.

We offer a variety of data services in Guyana, including high-speed Internet access. While still small relative to our U.S. markets, the number of subscribers and the demand for these services has expanded, which is one factor in our decision to build the first submarine fiber-optic cable landing in Guyana. We expect demand for data services to continue to grow and we expect to make other investments in expanding the scope and availability of advanced data services in this market.

In addition, we estimate that we have installed over 700 public telephones in locations across the country providing telecommunications for both local and international calls in areas that previously did not have service. We also maintain three public telephone centers at which the public can pay to use an ordinary residential-type telephone to make international and domestic calls.

*Sales and Marketing.* Our revenues for fixed access domestic service are derived from installation charges for new lines, monthly line rental charges, monthly measured service charges based on the number and duration of calls and other charges for maintenance and other customer services. For each category of revenues, rates differ for residential and commercial customers. Customers desiring to obtain an access line submit written applications to one of our customer service offices. Service representatives process the applications and service is installed within about two weeks (or, if service is not yet available in that area, the applicant is placed on a waiting list). We employ a minimal sales force, as wireline sales are primarily driven by network expansion and availability of service. Our wireline subscribers typically pay for telephone service (including international long distance) after being billed for it. Customers can pay their bills at any one of our six business centers, any Western Union branch, commercial banks and post offices. Customers can also utilize our prepaid card services on their landline phones.

*Customers.* We provide our wireline telephone services to residential and commercial customers. As a result of our continued network expansion into smaller communities and more recently, newly developed housing areas and residential parks, residential customers account for a growing portion of local telephone service revenues and the vast majority of new lines in service. In 2008, residential customers contributed approximately two thirds of the wireline local telephone service revenue and commercial customers provided approximately one third.

*Competition.* We have the exclusive right to provide domestic fixed and international voice and data services in Guyana pursuant to a license that expires in December 2010 and that is renewable for an additional 20-year term at our option. However, the exclusivity provisions of our license have been, and currently are, the subject of negotiations with the Government of Guyana. See "—Regulation of Our GT&T Subsidiary—Other Regulatory Developments" and "Risk Factors—Our exclusive license to provide local exchange and international voice and data services in Guyana is subject to significant political and regulatory risk."

### *U.S. Operations*

Through our Sovernet subsidiary, which we acquired in 2006, we are a leading competitive integrated voice and broadband data communications services provider in Vermont and western New Hampshire. Through Sovernet's subsidiary, ION, which was acquired in August 2008, we also provide fiber based wholesale transport services in New York State.

*Network.* We provide voice and data services using a network comprised of telecommunications switching and related equipment that we own and telecommunications lines that we typically lease from the incumbent telephone company. We operate a high capacity fiber-optic ring network in Vermont that we use to connect 10 of our largest markets in the state. As of December 31, 2008, we had approximately 37,000 business and 4,400 residential access line equivalents, or ALEs, in billing. ALEs are calculated by determining the number of individual voice or data lines that generate a monthly recurring charge within an end user circuit or circuits. Through ION, our wholesale transport business



operates several redundant fiber rings comprised of more than 2,000 fiber miles that connect major New York metropolitan hubs with rural communities within the state.

*Sales and Marketing.* We sell our services primarily through a direct sales force that assists customers in choosing tailored solutions for their unique communication needs. The direct sales staff focuses on selling integrated voice and data to small and medium-sized businesses and other organizations. The sales force is geographically dispersed to maximize customer acquisition. Residential services are largely sold through advertising and word of mouth. We advertise on television and radio through cooperative arrangements and engage in other promotional activities from time to time. Our long haul transport and capacity services are sold through a direct sales force that deals directly with our customers, predominately telecommunications carriers.

*Customers.* We focus on two subsets of customers in Vermont and New Hampshire: small to medium sized businesses (or SMBs) and residential customers, with a particular focus on SMBs going forward. Our SMB customers require multiple telephone lines for voice communications, digital subscriber line (or DSL), DS1 and/or DS3 broadband data communications capacity. Our residential customers require voice and data communications (using either DSL or lower-speed, dial-up modems for data communications). As of December 31, 2008, we had approximately 3,800 business accounts and 2,000 residential accounts. We also provide dial-up internet services to thousands of customers in Vermont and western New Hampshire. Due to increased availability of high-speed internet services, our dial-up internet service subscriber base has been declining, which we expect to continue. Our wholesale transport and capacity customers are predominately telecommunications carriers such as local exchange carriers, wireless carriers and interstate integrated providers. We expect to expand ION's customer base in New York State to include more large-scale end users such as large enterprises, governmental agencies and educational institutions.

*Competition.* We compete for retail customers by offering customized voice and data solutions designed to meet the specific needs of our two targeted subsets of customers, coupled with superior customer service and competitive pricing. Our primary retail competitor is Fairpoint Communications, which acquired the incumbent local exchange business of Verizon Communications in northern New England. We also compete occasionally with other competitive service providers who target small and medium sized businesses, cable companies and other internet service providers seeking to provide voice and/or data services primarily to residential customers. In New York State, ION competes against other providers of wholesale high-capacity transport such as Verizon Communications and the multi-state long-haul providers.

#### ***U.S. Virgin Islands Operations***

Through our Choice subsidiary, we are a leading provider of internet access services in the U.S. Virgin Islands. We provide internet access services throughout the U.S. Virgin Islands, primarily under the domain names viaccess.net and islands.vi. Internet service is provided by dial-up and a variety of wireless broadband technologies. The broadband services include near-line-of-sight (or NLOS) portable wireless capabilities sold under the ClearChoice™ service name and WiFi hotspots and fixed wireless. We also provide fixed wireless digital television services to residential subscribers and hotel rooms, although we expect to discontinue our television services in 2009. In July of 2005, we launched our new ClearChoice™ service, a NLOS broadband wireless service that allows residential and small business customers to easily self-install the broadband internet service and provides the customer the ability to move service from one location to another. Infrastructure build-outs between 2004 and 2006 significantly expanded the service areas covered by our wireless network. We continued to create additional broadband WiFi hotspots to serve the extensive tourist market.

Our data revenues continue to grow. In 2008, the trend of the previous year continued with an increase in customer demand for broadband access services and a decrease in customer demand for

dial-up services. As of the end of 2008, the number of our broadband data customers increased by 35% compared to 2007, due to the continued popularity of our ClearChoice™ service. During 2008, we also accelerated the sale of high capacity fixed wireless data services to some business and governmental customers. During the same period the number of our dial-up subscribers decreased by 14%.

*Network.* In general, our network consists of high-capacity, microwave backbone systems with lower capacity links for NLOS and WiFi access points. Our digital head-end feeds the television network and off-island connectivity is provided by leased, fiber-based interconnections. We have expanded our data network over the last four years to support new service capabilities and provide more capacity for new broadband internet customers, although expansion of our data network in 2008 was at a significantly lower rate than previous years. Beginning in 2004, we built our primary customer access data networks using spectrum licensed from the FCC, which protected the spectrum from interference from other operators. All of our services (other than customer access at our WiFi hotspots) are provided over this licensed spectrum and, therefore, are protected from the interference that often affects services deployed in unlicensed spectrum.

*Sales and Marketing.* We have two retail locations in the U.S. Virgin Islands that account for the majority of customer interaction. We also use direct sales for larger customers, particularly hotels and commercial users of our high-speed data services.

*Customers.* Our services are offered to local residential customers, hotels and lodging facilities, other local businesses and governmental agencies.

*Competition.* Our internet access services compete mostly with the local telephone company, as well as some smaller internet providers. Since 2004, we were the only data network service provider that used licensed spectrum. In 2007, another carrier introduced broadband data services using licensed PCS spectrum and we believe other carriers will soon offer these services using a recently auctioned spectrum band, or other licensed spectrum. We believe we compete for wireless broadband customers based on price, ease of installation, ease of operation and network quality.

### **International Long Distance Services**

Through our GT&T subsidiary, we are the exclusive provider of international long distance voice and data communications into and out of Guyana. We collect a payment from foreign carriers for handling international long distance calls originating from the foreign carriers' country and terminating in Guyana. We make a payment to foreign carriers for international calls from Guyana terminating in the foreign carrier's country and are entitled to collect from our subscribers (and from competing wireless carriers), a rate that is regulated by the Public Utilities Commission of Guyana.

For fiscal years 2006, 2007 and 2008, our revenues from international long distance services were approximately 30%, 28% and 23%, respectively, of our consolidated revenues. Most of these revenues were from collecting settlement rate payments, which are paid in U.S. dollars, for international long distance calls into Guyana from other countries.

For fiscal years 2006, 2007 and 2008, inbound international long distance traffic (together with outbound collect which also entitles us to receive a settlement rate payment), was approximately 85% of our total minutes of international long distance traffic as shown in the table below:

	International Traffic					
	2006		2007		2008	
	(minutes in thousands)					
Inbound paid and outbound collect	164,553	86%	172,614	84%	160,630	85%
Outbound paid	26,271	14%	32,234	16%	27,924	15%
Total	190,824	100%	204,848	100%	188,554	100%

We estimate that approximately one million Guyanese live in the United States, Canada and the United Kingdom and drive this profitable traffic to Guyana. With respect to outgoing international traffic, during the past three years, amounts collected by us for outbound international traffic have in the aggregate exceeded the payments due to foreign carriers for such traffic, as the average rate we pay for outgoing international traffic has declined as well.

The rates at which we collect fees from foreign carriers for handling incoming international long distance calls, and the rates at which we pay foreign carriers for handling outgoing international calls, are established by agreement between us and the foreign carriers, and can be affected by maximum limits set by foreign telecommunications regulators, such as the Federal Communications Commission (or the FCC), as to how much carriers under their jurisdiction may pay for the termination of international traffic in another country.

*Network.* Our international long distance network is linked with the rest of the world principally through our ownership of a portion of the Americas II undersea fiber optic cable, which was commissioned in October 2000. We own capacity in four international fiber optic cables—the Americas I cable, which runs from Brazil to Trinidad, the U.S. Virgin Islands and the mainland United States, the Columbus II cable, which runs from the Caribbean region to the Azores, the Eastern Caribbean Fiber System (or ECFS) cable from Trinidad to Tortola and the Americas II cable which runs from Brazil through the Caribbean to the United States with a branch through French Guiana, Suriname and Guyana. In 2008 we committed to building a new fiber optic submarine cable with Telesur, the government owned telecommunications provider in Suriname. This cable will run from Trinidad and branch into both Guyana and Suriname and is expected to be completed in the summer of 2010. This cable, when completed, would provide us with more robust redundancy, together with the capacity to meet growing data demands in Guyana, including the government's plans for a major, new technology park. We also lease capacity on Intelsat satellites. We have two Standard B earth stations, which provide both international and local backhaul services, and provide a partial back-up to our fiber optic cable capacity. In response to a lengthy outage resulting from an accidental cut on the international portion of the Americas II cable in May 2007, we increased our satellite back-up capacity and modified our arrangements with international carriers in an effort to approach 100% voice redundancy.

*Sales and Marketing.* Our international long distance business is driven mainly by the population of Guyanese living abroad and the number of people in Guyana capable of initiating and receiving international long distance calls, which consists of wireline telephone customers and all of the wireless subscribers in Guyana (including subscribers of other wireless service providers). We typically do not market long distance service independent of domestic wireline and wireless services.

*Customers.* With respect to outgoing international long distance calls, our customers consist of our local wireline customers and wireless subscribers (including the customers of competing wireless carriers) as well as wholesale customers such as our wireless competitor and local internet service

providers. With respect to incoming international long distance calls, we receive payments from foreign carriers, especially AT&T and IDT Corporation, who together accounted for approximately 45%, 46% and 45% of our international long distance revenue for 2006, 2007 and 2008, respectively. See Note 2 to the Consolidated Financial Statements included in this Report.

Over the past two years, we have sought to offer promotional pricing on outbound international calls, particularly for fixed line customers, although the Guyana regulatory authorities have limited our ability to provide certain price reductions. In addition, in 2009 we are expecting to launch a low-rate wholesale, VoIP offering to the internet service providers in country.

*Competition.* We have the exclusive right to provide domestic fixed and international voice and data services in Guyana pursuant to a license that has a stated expiration in December 2010 and that is renewable for an additional 20 year term at our option. However, the exclusivity provisions of our license have been, and currently are, the subject of negotiations with the Government of Guyana. See "—Regulation of Our GT&T Subsidiary—Other Regulatory Developments" and "Risk Factors—Our exclusive license to provide local exchange and international voice and data services in Guyana is subject to significant political and regulatory risk." In addition, in 2008 there was a substantial increase in efforts to illegally bypass our international exchange and avoid paying us termination fees. We have taken action against some local companies and individuals who are engaging in these efforts, including taking action against unlicensed operators in Guyana, introducing special outbound call center rates and we are examining automated technical solutions. In addition, we have made complaints to various foreign carriers and regulatory bodies in an effort to protect our network and our rights under our license. Guyana governmental authorities have made some effort to assist us, however, we have yet to see a major reduction in bypass activity. We believe the largest amount of bypass is occurring with respect to calls terminating on our competitor's local wireless network and we are examining all options available to defend our interests. See "Risk Factors — Any significant decline in the price or volume, including bypass activities, of international long distance calls to Guyana could adversely affect our financial condition and results."

## **Employees**

As of December 31, 2008, we had 864 employees (826 full-time and 38 part-time), of whom 634 were employed by our GT&T subsidiary. The next largest employer amongst our operating subsidiaries is Commnet. At the holding company level, we employ the executive management team and staff. More than half of the GT&T full-time work force is represented by the Guyana Postal and Telecommunications Workers Union. GT&T's contract with the union was renegotiated effective October 1, 2008. We do not have any union employees in Bermuda, Turks and Caicos or the United States. We consider our employee relations to be satisfactory.

## **Regulation**

Our telecommunications operations are subject to extensive governmental regulation. The following summary of regulatory developments and legislation does not purport to describe all present and proposed federal, state, local, and foreign regulation and legislation that may affect our businesses. Please refer to Note 13 of the Consolidated Financial Statements included in this Report for a more detailed discussion of regulatory and litigation matters that concern our business.

Legislative or regulatory requirements currently applicable to our businesses may change in the future and legislative or regulatory requirements may be adopted by those jurisdictions that currently have none. Any such changes could impose new obligations on us that would adversely affect our operating results.

## Regulation of Our GT&T Subsidiary

We are subject to regulation in Guyana under the provisions of our licenses from the Government of Guyana, the Guyana Public Utilities Commission Act of 1999 (or PUC Law) and the Guyana Telecommunications Act 1990 (or Telecommunications Law). The Public Utilities Commission of Guyana (or PUC) is an independent statutory body with the principal responsibility for regulating telecommunications services in Guyana. We also have certain significant rights and obligations under our agreement with Guyana pursuant to which we acquired our interests in GT&T in 1990, which we refer to as the Guyana Agreement.

*Licenses.* We provide domestic fixed and international voice and data services in Guyana pursuant to a license from the Government of Guyana granting us the exclusive right to provide: public telephone, radio telephone, and pay telephone services; domestic fixed; international voice and data services; sale of advertising in any telephone directories; and, switched or non-switched private line service. Rates for most of our services must be approved by the PUC. The license, which was issued in December 1990, has a 20-year term and is renewable for an additional 20 year term at our option. We provide mobile wireless telephone service in Guyana pursuant to a non-exclusive license from the Government of Guyana. Our wireless license also was granted in December 1990 and has a 20 year term, which is renewable for an additional 20-year term at our option.

*Guyana Agreement.* In 1990, we entered into the Guyana Agreement, pursuant to which we agreed to provide telecommunications services for public use in Guyana, including completing by February 1995 a significant expansion of those services, in exchange for a minimum return of 15% per annum on GT&T's capital dedicated to public use (or rate base). Based on a rate of return methodology consistent with the practices and procedures of the FCC, we believe the rate base includes GT&T's entire property, plant and equipment. The PUC, however, has disallowed or challenged several million dollars of franchise rights and working capital that we believe should be included in the rate base. The Guyana Agreement also provides that, upon non-renewal of our exclusive license covering domestic fixed and international voice and data services, the Government of Guyana will be entitled to purchase our interest in GT&T or the assets of GT&T upon mutually agreed upon terms or, absent such agreement, as may be determined by arbitration before the International Center for the Settlement of Investment Disputes.

*PUC Law and Telecommunications Law.* The PUC Law and the Telecommunications Law provide the general framework for the regulation of telecommunications services in Guyana. The PUC has authority to set rates and has certain powers to monitor our compliance with our exclusive wireline license and to require us to supply it with such technical, administrative and financial information as it may request. While we have challenged its position, the PUC claims broad authority to review and amend any of our programs for development and expansion of facilities or services.

We believe that the PUC has failed to adhere to the provisions of the Guyana Agreement guaranteeing us a minimum 15% per annum return on GT&T's rate base as required under the current PUC Law and predecessor statutes in effect since 1990. For a description of recent actions of the PUC, see Note 13 to the Consolidated Financial Statements included in this Report.

*Regulatory Developments.* Since 2001, the Government of Guyana has stated its intention to introduce additional competition into Guyana's telecommunications sector, and held formal discussions with GT&T in 2002 regarding this matter. During 2008, at the request of the Government, GT&T met with high-ranking members of the Government to discuss potential modifications of GT&T's exclusivity rights and the introduction of competition for international voice and data services. We believe that such competition is precluded by GT&T's exclusive license to provide domestic fixed and international voice and data services in Guyana, which has a stated expiration in December 2010 and is renewable for an additional 20-year term at our option.

We believe that any early termination of our exclusivity would require our consent and appropriate compensation to GT&T as well as the satisfactory resolution of certain long-standing claims between us and the Government relating to certain tax and other matters (described in Note 13 to the Consolidated Financial Statements included in this Report). In addition, certain modifications to the legal and regulatory regime governing the telecommunications market sector in Guyana will be necessary. The Government of Guyana has acknowledged to us that a transition to full competition may require a significant rebalancing of local and long distance rates for domestic and international services offered by GT&T. During 2008, GT&T held discussions with the Government to develop a methodology and process to implement rate rebalancing during and after a transition to competition. We have indicated to the Government that we would be willing to consider foregoing renewal of our international exclusivity rights in 2010, but only as part of an overall settlement agreement.

In October 2008, GT&T was informally notified that the Government has retained the services of a US-based law firm and a consultant to develop the legislative and regulatory reforms necessary to introduce telecommunications competition in Guyana. GT&T has met informally with these parties to discuss the process and possible timing of any legislation or regulatory initiative. In those discussions, GT&T was informed that draft legislation liberalizing the telecommunications sector in Guyana may be available as early as the second half of 2009. At this time, ATN and GT&T do not know whether or how any draft legislation will address GT&T's exclusive license, and if so, whether it would be pursuant to an agreement between GT&T and the Government. Other than entering into such an agreement on terms acceptable to us, ATN and GT&T would seek to enforce GT&T's rights by law and contract to be the exclusive provider of domestic fixed and international voice and data services in Guyana and would pursue any other legitimate avenues of recourse available to us. Although ATN and GT&T believe that they would be entitled to damages for any involuntary termination of that exclusive license, ATN and GT&T cannot guarantee that we would prevail in any court or arbitration proceeding or that our actions would effectively halt any unilateral action by the Government.

In March 2006, the National Frequency Management Unit (or NFMU) reallocated the GSM 900 MHz spectrum, which was previously divided into two 24 MHz bands (awarded to GT&T and CelStar Guyana, Inc.), into four 12 MHz bands, with the expectation of licensing two additional wireless providers. The limited spectrum allocation created significant problems for operators and their customers because of the constraints it imposed on network capacity. The Government granted GT&T additional GSM 1800 MHz spectrum in May 2006. GT&T deployed equipment in this spectrum band which significantly reduced congestion in higher traffic areas.

In November 2006, Digicel, which operates a cellular 900 MHz service in other Caribbean countries, announced that it had acquired the assets of CelStar Guyana Inc., or CSG, our then existing nationwide wireless competitor, including a transfer of CSG's mobile license.

In January 2007, the PUC issued a ruling allowing cellular companies the freedom to set peak rates within a floor of G\$7.00 (approximately US \$0.035) and a ceiling of G\$32.00 (approximately US\$0.16), with an off-peak ceiling of not less than 12% below the peak ceiling rate. Digicel has been offering promotions that appear to us clearly to violate the floor on cellular rates. We believe the PUC has acted in an unreasonably discriminatory manner in favor of GT&T's primary competitor by not enforcing the new minimum and maximum rates and in 2007, GT&T filed a lawsuit contesting the PUC's enforcement approach. During 2008, the PUC expressed its intent to revisit the floor rate and, possibly, eliminate it.

In January 2007, the PUC directed GT&T and Digicel to initiate per second billing for cellular service as opposed to the pre-existing practice of per-minute billing. Per-second billing has contributed to GT&T's declining wireless revenue. The PUC has proposed, and held hearings on, requiring per second billing in place of the current per minute billing practices in international long distance services.

The expansion of per second billing to non-mobile services could have a material adverse effect on our financial results.

In 2008, the President of Guyana signed into law the Interception of Communications Act of 2008 (the 2008 Act), which requires telecommunications carriers to modify their networks to enable interception of communications transiting their networks. GT&T has objected to the cost, feasibility and technical difficulty of implementing the requirements of the 2008 Act.

*FCC Rule-Making and International Long Distance Rates.* The actions of telecommunications regulators, especially the FCC, affect the settlement rate payable by foreign carriers to GT&T for handling incoming international long distance calls. In 1997, the FCC adopted mandatory terminating rate benchmarks for many countries and required termination rates for Guyana, among several countries classified as low-income, to be reduced by January 2002 from \$0.85 to \$0.23 per minute. The reduction in the termination rate resulted in a substantial reduction in inbound international telecommunication revenue. In 2002, and again in 2003, AT&T proposed further reductions in the settlement rate benchmarks for many countries, including Guyana, and requested that the FCC initiate a rule-making to consider the issue. While the FCC rejected AT&T's request in early 2004, it indicated that it will continue to monitor and evaluate termination rate levels and benchmarks.

## **U.S. Federal Regulation of Our Commnet, Sovernet, and Choice Subsidiaries**

Our operations in the United States and the U.S. Virgin Islands are governed by the Communications Act of 1934, as amended (or Communications Act), among other regulatory regimes. The Communications Act contains provisions specifically applicable to our wireless services, as well as provisions applicable to both our wireless and landline services.

### ***Wireless Services***

The FCC regulates the licensing, construction, operation, acquisition and sale of wireless systems in the United States.

*Licenses.* We provide our wireless services under various commercial mobile radio services (or CMRS) licenses and broadband radio service (or BRS) licenses granted by the FCC and pursuant to leases of spectrum from FCC-licensed operators. Some of these licenses are site-based while others cover specified geographic market areas, typically Basic Trading Areas (or BTAs), as defined by the FCC. The FCC generally grants all CMRS and BRS licenses through an auction process, after determining how many licenses to make available in particular frequency ranges and the terms on which the license auction will be conducted.

*License Renewals.* These licenses generally have a 10-year term and are renewable upon application to the FCC. Licenses may be revoked for cause, and license renewal applications may be denied if the FCC determines that renewal would not serve the public interest, convenience, or necessity. At the time of renewal, if we can demonstrate that we have complied with applicable FCC rules and policies and the Communications Act, then the FCC will award a renewal expectancy to us and will generally renew our existing licenses without considering any competing applications. If we do not receive a renewal expectancy, then the FCC will accept competing applications for the license and conduct a comparative hearing. In that situation, the FCC may award the license to another applicant. While our licenses have been renewed regularly by the FCC in the past, there can be no assurance that all of our licenses will be renewed in the future.

The FCC may deny applications and, in extreme cases, revoke licenses, if it finds that an entity lacks the requisite "character" qualifications to be a licensee. In making that determination, the FCC considers whether an applicant or licensee has been the subject of adverse findings in a judicial or administrative proceeding involving felonies, the possession or sale of unlawful drugs, fraud, antitrust

violations, or unfair competition, employment discrimination, misrepresentations to the FCC or other government agencies, or serious violations of the Communications Act or FCC regulations. To our knowledge, there are no activities and no judicial or administrative proceedings involving either us or the licensees in which we hold a controlling interest that would warrant such a finding by the FCC.

With respect to some of our licenses, if we were to discontinue operation of a wireless system for a period of at least 90 continuous days, our license for that area would be automatically forfeited.

*License Acquisitions.* The FCC's prior approval is required for the assignment or transfer of control of a license for a wireless system. Before we can complete a purchase or sale, we must file appropriate applications with the FCC, which the FCC then puts on public notice, typically providing the public with 14 days to oppose or comment on the proposed transaction. In addition, the FCC has implemented disclosure obligations that require licensees that assign or transfer control of a license acquired in an auction within the first three years of the license term to file associated sale contracts, option agreements, management agreements, or other documents disclosing the total consideration that the licensee would receive in return for the transfer or assignment of its license. Non-controlling minority interests in an entity that holds a FCC license generally may be bought or sold without FCC approval, subject to any applicable FCC notification requirements.

The FCC now permits licensees to lease spectrum under certain conditions including either notice to the FCC or prior approval from the FCC, depending on the level of control retained by the Licensee. Spectrum leasing provides additional flexibility for wireless providers to structure transactions and creates additional business and investment opportunities. We are leasing spectrum in certain areas. Further, the FCC now engages in a case-by-case review of proposed transactions (license agreements and leases) in which an entity would be attributed an interest in ownership of certain amounts of CMRS spectrum. We believe the FCC's recent changes could further increase the ability of wireless operators to attract capital or to make investments in other wireless operators.

In January 2008, the Company, through a subsidiary, filed an application with the FCC to participate in the FCC's auction (FCC Auction No. 73) of 700 MHz spectrum being re-claimed by the FCC from the broadcast industry and sold by the FCC to the wireless industry. The Company was the winning bidder for five licenses which were granted in November 2008.

*Other Requirements.* Wireless providers must satisfy a variety of FCC requirements relating to technical and reporting matters. One requirement of wireless providers is the coordination of proposed frequency usage with adjacent wireless users, permittees, and licensees in order to avoid interference between adjacent systems. In addition, the height and power of wireless base station transmitting facilities and the type of signals they emit must fall within specified parameters. Also, CMRS operators must be able to transmit 911 calls from any qualified handset without credit check or validation and are required to provide the location of the 911 caller within an increasingly narrow geographic range. CMRS operators are also required to provide 911 service for individuals with speech and hearing disabilities.

The radio systems towers that we own and lease are subject to Federal Aviation Administration and FCC regulations that govern the location, marking, lighting, and construction of towers and are subject to the requirements of the National Environmental Policy Act, National Historic Preservation Act, and other environmental statutes enforced by the FCC. The FCC has also adopted guidelines and methods for evaluating human exposure to radio frequency emissions from radio equipment. We believe that all of our radio systems on towers that we own or lease comply in all material respects with these requirements, guidelines, and methods.

In August 2005, the FCC initiated a proceeding to review the rules governing roaming services, or arrangements between CMRS operators when one operator's subscribers make or receive calls over a



second operator's network. We cannot predict the net impact on us of any changes in the roaming rules.

### *Wireless and Wireline Services*

In general, all telecommunications providers are obligated to contribute to the federal Universal Service Fund (or USF), which is used to promote the availability of wireline and wireless telephone service to individuals and families qualifying for federal assistance, households located in rural and high-cost areas, and to schools, libraries and rural health care providers. Contributions to the federal USF are based on end user interstate telecommunications revenue. The FCC has initiated rule makings to consider broad-based reform of the USF program and the U.S. Congress has expressed similar interest. We cannot predict the impact on us of any changes in USF policy or rules. Some states have similar programs which require contribution based on end user intrastate telecommunications revenue.

The Communications Act encourages competition in local telecommunications markets by removing barriers to market entry and imposing on non-rural incumbent local exchange carriers (or ILECs), among other things, duties to:

- negotiate interconnection agreements at any technically feasible point on just, reasonable, and non-discriminatory rates, terms, and conditions;
- provide access to certain unbundled network elements (or UNEs), such as local loops and interoffice transport, or combinations of UNEs at nondiscriminatory, cost-based rates in certain circumstances;
- provide physical collocation, which allows competitive local exchange carriers (or CLECs), such as Sovernet, to install and maintain its network termination equipment in an ILEC's central office or to obtain functionally equivalent forms of interconnection under certain circumstances;
- provide access to poles, ducts, conduits, and rights-of-way on a reasonable, non-discriminatory basis;
- offer retail local telephone services to resellers at discounted wholesale rates;
- when a call originates on its network, compensate other telephone companies for terminating or transporting the call;
- provide dialing parity, which ensures that customers are able to route their calls to telecommunications service providers without having to dial additional digits;
- provide notice of changes in information needed for another carrier to transmit and route services using its facilities; and
- provide telephone number portability, so customers may keep the same telephone number if they switch service providers.

In addition, under Section 271 of the Communications Act, the Bell Operating Companies (or BOCs) have an obligation to provide certain network elements, including elements (for example, local switching) that have been removed from the mandatory list of network elements that must be unbundled under Section 251 of the Communications Act. The BOCs are required to provide Section 271 network elements under a "just and reasonable" pricing standard. Over time, the FCC has removed the BOC's obligation to provide certain network elements under Section 271. There can be no assurance that the FCC will not continue to exercise its authority to remove other Section 271 network element obligations in the future. Any such action by the FCC may have an adverse effect on Sovernet's financial condition or operations. Sovernet operates in a region where the ILEC is required to comply with the above-mentioned statutory provisions, and, accordingly, has benefited from the reduced costs in acquiring required communication services, such as ILEC interconnection, and has

benefited from the right to receive compensation for the termination of traffic. Provisions relating to interconnection, telephone number portability, equal access, and resale could, however, subject us to increased competition and additional economic and regulatory burdens.

Choice has not similarly benefited from these provisions, because, in contrast to Sovernet, Choice operates in a region where the ILEC is classified as a rural ILEC, such that under Section 251(f) of the Communications Act, the rural ILEC is exempt from certain unbundling and other obligations that are set forth in Section 251(c) of the Communications Act.

### ***Internet Services***

We provide internet access services as an internet service provider (or ISP). The FCC has classified such services as information services, so they are not subject to various regulatory obligations that are imposed on common carriers, such as paying access charges or contributing to the Universal Service Fund. The FCC generally preempts state and local regulation of information services. On September 23, 2005, the FCC issued a general policy statement regarding neutral access to and operation of the internet. We do not know to what extent or in what context the FCC will enforce these policies, and whether the FCC will constrain any ILEC actions taken in contravention of these policies. There may be new legislation or further FCC action to address access to or use of the internet, and we cannot predict the impact of any such actions on our results or operations.

### **State Regulation of Our Commnet and Sovernet Subsidiaries**

Federal law preempts state and local regulation of the entry of, or the rates charged by, any CMRS provider. As a practical matter, we are free to establish rates and offer new products and service with a minimum of regulatory requirements. The states in which we operate maintain nominal oversight jurisdiction. For example, although states do not have the authority to regulate the entry or the rates charged by CMRS providers, states may regulate the "other terms and conditions" of a CMRS provider's service. Most states still maintain some form of jurisdiction over complaints as to the nature or quality of services and as to billing issues. Since states may continue to regulate "other terms and conditions" of wireless service, and a number of state authorities have initiated actions or investigations of various wireless carrier practices, the outcome of these proceedings is uncertain and could require us to change certain of our practices and ultimately increase state regulatory authority over the wireless industry. States and localities assess on wireless carriers taxes and fees that may equal or even exceed federal obligations.

The location and construction of our wireless transmitter towers and antennas are subject to state and local environmental regulation, as well as state or local zoning, land use and other regulation. Before we can put a system into commercial operation, we must obtain all necessary zoning and building permit approvals for the cell site and tower locations. The time needed to obtain zoning approvals and requisite state permits varies from market to market and state to state. Likewise, variations exist in local zoning processes. If zoning approval or requisite state permits cannot be obtained, or if environmental rules make construction impossible or infeasible on a particular site, our network design might be adversely affected, network design costs could increase and the service provided to our customers might be reduced.

### **Regulation of Our Choice Subsidiary**

Our operations in the U.S. Virgin Islands are regulated by the FCC and governed by the Communications Act. Like other states, the U.S. Virgin Islands has a Public Services Commission (or PSC) that oversees public utilities including the local telephone company. While we are not regulated by the PSC, we often appear before the PSC in our efforts to provide competitive telecommunications services in the U.S. Virgin Islands.

The FCC regulates Choice's use of Broadband Radio Service and Educational Broadband Service spectrum. The FCC has adopted new technical rules applicable to these spectrum bands. We do not anticipate that the new requirements will have a material effect on Choice operations.

### **Regulation of Our Bermuda Subsidiary**

In Bermuda, our BDC subsidiary is subject to Bermuda's Telecommunications Act of 1986 (the "Telecommunications Act"). BDC is authorized to use spectrum to deliver services under our "Class B" license, which entitles BDC to provide mobile voice and data services on Bermuda. BDC's Class B license expires in 2013.

In November 2005, the Minister of Telecommunications & eCommerce ("METEC" or the "Ministry") and Technology directed BDC to cease offering certain data services through its "Bull" branded wireless modem. BDC challenged the directive in the Bermuda Supreme Court ("Court") claiming that the directive contravenes BDC's license to provide data services and BDC's long history of providing data services. In June 2006, the Court ruled in favor of BDC. The Ministry filed an appeal which was decided in favor of BDC in November 2007.

In August 2006 and in January 2007, the METEC released consultation documents seeking comment on a new regulatory framework for the telecommunications industry in Bermuda. The Ministry asked current telecommunications service providers to comment on methods to liberalize the telecommunications industry in Bermuda including converting existing service-specific licenses to Unified Domestic Licenses (or UDLs) that permit any licensed carrier (whether historically a wireless, wireline, data or international licensee) to offer any type of service. BDC has actively participated in the process at the Ministry to make its position known. There was little public progress on this issue in 2007, but in February 2008 the new Minister of Energy Telecommunications & eCommerce reiterated the Bermuda Government's intention to proceed with a UDL-based scheme and to create an independent regulatory authority for telecommunications in Bermuda (the "Telecommunications Reform"). It has been proposed that two new acts will be drafted to accommodate this, (i) a Utility Regulation Act; and (ii) a Communications Act to replace sections of the Telecommunications Act (the "Telecommunications Reform Legislation").

The drafting and consultation process of the Telecommunications Reform is currently in progress and, according to the Ministry's plan, it is anticipated that the implementation of Telecommunications Reform Legislation by Bermuda's Legislature will be January 2010.

### **Taxation—Guyana**

GT&T's worldwide income is subject to Guyanese tax at a rate of 45% of taxable income. The Guyana Agreement provides that the repatriation of dividends to Atlantic Tele-Network and any payment of interest on GT&T debt denominated in foreign currency are not subject to withholding taxes. It also provides that fees payable by GT&T to Atlantic Tele-Network or any of its subsidiaries for management services shall be payable in foreign currency and shall not be subject to currency restrictions or withholding or other Guyana taxes. GT&T has a number of tax issues pending before the Guyana revenue authorities or the Guyana courts. See "Risk Factors—Risk Relating to Our Wireless and Wireline Services in Guyana—GT&T is engaged in significant tax disputes with the Guyanese tax authorities which could adversely affect our financial condition and results of operations" and Note 11 to the Consolidated Financial Statements included in this Report.

### **Taxation—United States**

As a U.S. corporation, Atlantic Tele-Network is subject to U.S. federal income taxation on its worldwide net income, currently at rates up to 35% of taxable income. In general, a U.S. corporation is only subject to U.S. taxation on the earnings and profits (or E&P) of a foreign corporation when such E&P is actually distributed or deemed distributed. Pursuant to the foreign tax credit provisions of the

Internal Revenue Code, and subject to complex limitations contained under those provisions, Atlantic Tele-Network is entitled to credit foreign withholding taxes on dividends or interest received, and foreign corporate income taxes of its subsidiaries paid with respect to income distributed as dividends or income inclusions under Subpart F from such subsidiaries, against Atlantic Tele-Network's U.S. federal income tax. The Company does not provide for U.S. income taxes on the undistributed earnings of its foreign subsidiaries that are considered to be indefinitely reinvested outside of the U.S.

As of the end of 2008, Atlantic Tele-Network has a foreign tax credit carryforward of \$17.0 million. These credits begin expiring in 2011. Based upon current projections and planning, Atlantic Tele-Network currently estimates that it is more likely than not that \$11.7 million of these credits will expire unutilized. It has therefore placed a valuation allowance of \$11.7 million against the foreign tax credit carryforward.

## Available Information

Our website address is [www.atni.com](http://www.atni.com). The information on our website is not incorporated by reference in this Report and you should not consider information provided on our website to be part of this Report. You may access, free of charge, our annual reports on Form 10-K, quarterly reports on Form 10-Q and current reports on Form 8-K, plus amendments to such reports as filed or furnished pursuant to Section 13(a) or 15(d) of the Securities Exchange Act of 1934, as amended, through the "Financial Statements and Federal Filings" portion of our website as soon as reasonably practicable after we electronically file such material with, or furnish it to, the Securities and Exchange Commission. In addition, paper copies of these documents may be obtained free of charge upon request by writing to us at 10 Derby Square, Salem, Massachusetts 01970, Attention: Investor Relations, or by calling us at (978) 619-1300.

We have adopted a written Code of Ethics that applies to all of our employees and directors, including, but not limited to, our principal executive officer, principal financial officer, and principal accounting officer or controller, or persons performing similar functions. Our Code of Ethics, along with our Related Person Transaction Policy, Compensation Committee Charter and Audit Committee Charter are available at the Corporate Governance section of our website. We intend to make any disclosure required under the SEC rules regarding amendments to, or waivers from, our Code of Ethics on our website.

## ITEM 1A. RISK FACTORS

In addition to the other information contained in, or incorporated by reference into, this Report, you should carefully consider the risks described below which could materially affect our business, financial condition or future results. These risks are not the only risks facing us. Additional risks and uncertainties not presently known to us or that we currently believe are immaterial also may materially adversely affect our business, financial condition and/or results of operations.

### Risks Relating to Our Wireless and Wireline Services in Guyana

*Our exclusive license to provide local exchange and international voice and data services in Guyana is subject to significant political and regulatory risk.*

Since 1991, our subsidiary GT&T has operated in Guyana pursuant to a license from the Government of Guyana to be the exclusive provider of domestic fixed and international voice and data services pursuant to a license with an initial term ending in December 2010 and that is renewable for an additional 20-year term at our option. Since 2001, the Government of Guyana has stated its intention to introduce additional competition into Guyana's telecommunications sector, including conducting formal discussions with GT&T in 2002 regarding this matter. Specifically, Guyana Government officials have publicly stated their intention to revoke or terminate the license and have made efforts to enact legislation that would allow for competition in areas that are precluded by the

exclusivity term. In addition, the telecommunications regulatory body in Guyana initiated an action a number of years ago questioning the status and validity of such terms. See "Business—Regulation of Our GT&T Subsidiary."

We believe that any early termination of our exclusivity would require our consent and appropriate compensation to GT&T, including but not limited to, an adjustment of service rates to reflect the real economic cost to GT&T of providing such services. Further, we believe that certain modifications to the legal and regulatory regime governing the telecommunications market sector in Guyana would be needed, as well as the satisfactory resolution of certain long-standing claims between us and the Government relating to certain tax and other matter (as described in Note 13 to the Consolidated Financial Statements included in this Report), for us to consider voluntarily relinquishing GT&T's rights by law and contract to be the exclusive provider of local exchange and international voice and data services in Guyana.

During 2008, at the request of the Government, GT&T met with high-ranking members of the Government to discuss potential modifications of GT&T's exclusivity rights and the Government's desire to see the introduction of competition for local exchange and international voice and data services. We believe that such competition is precluded by the exclusivity provisions of our license, but we have expressed our willingness to relinquish those rights under reasonable conditions and with the proper safeguards in place. We have continued to have less formal discussions with government officials and remain willing to discuss a negotiated solution. In late 2008, the Government retained a law firm and consultant to prepare draft legislation for a new telecommunications regulatory regime which may provide for the issuance of multiple licenses for telecommunications services. We expect draft legislation to be available as early as the second half of 2009.

At this time, ATN and GT&T do not know whether or how any draft legislation will address GT&T's exclusive license, and if so, whether it would be pursuant to an agreement between GT&T and the Government. Other than entering into such an agreement on terms acceptable to us, we would seek to enforce GT&T's rights by law and contract to be the exclusive provider of international voice and data services in Guyana. Although we believe that we would be entitled to damages for any involuntary termination or material modification of that license and potentially injunctive relief, we cannot guarantee that we would prevail in any court or arbitration proceeding.

We are highly dependent on GT&T for a substantial portion of our revenues and profits. For the year ended December 31, 2008, approximately 47% of our consolidated revenue and approximately 48% of our consolidated net income, respectively, were generated by GT&T. Our international long distance revenues alone accounted for approximately 23% of our consolidated revenues in 2008. A loss of exclusivity on international voice and data service would result in a reduction in the international call traffic that we handle and could also result in a decline in international calling rates and termination fees. As of December 31, 2008, we have invested nearly \$300 million in Guyanese telecommunications infrastructure. Any modification, early termination or other revocation of the exclusive domestic fixed and international voice and data license could adversely affect a substantial portion of our revenues and profits and diminish the value of our investment in Guyana.

***Any significant decline in the price or volume, including as a result of bypass activities, of international long distance calls to Guyana could adversely affect our financial condition and results.***

We collect payments from foreign carriers for handling international long distance calls originating from the foreign carriers' countries and ending in Guyana. The payments, which are based on volume and payment rates, are pursuant to arrangements we have with the foreign carriers and are subject to the actions of telecommunications regulators, such as the U.S. FCC. For the year ended December 31, 2008, our revenues from GT&T's inbound and outbound international long distance services were \$47.8 million (or 23% of our consolidated revenue for 2008) and constituted a significant portion of

our profits. Approximately 70% of these revenues and profits were from collecting payments for international long distance calls into Guyana from other countries.

Any decrease in the payment rate or the volume of inbound long distance calls would reduce the amount of the payments we collect. We believe the volume of international long distance voice traffic, particularly outbound traffic, is increasingly being threatened by customers and illegal operators bypassing our international exchange through various means, including sending voice traffic as Voice over Internet Protocol (or VoIP). In 2008, this activity—whether by known carriers or small "black market" operators—increased significantly. The Government of Guyana took some actions to crack down on some of the bypass operators and we are working to provide bulk minutes to certain internet cafes but it is not clear whether these measures will have a significant positive impact. Further reductions in the payment rates or a decline in inbound international long distance volume, through VoIP, competition or otherwise, would adversely affect our revenues and profits, and would deprive us of a critical source of U.S. currency as payments from foreign carriers to GT&T are in U.S. dollars.

***The regulation of the rates that GT&T may charge for services may adversely affect our profitability, revenue growth and our ability to make additional network investment in Guyana.***

The rates that GT&T may charge for its public services are regulated by the PUC, an independent regulatory body responsible for regulating telecommunications in Guyana. The PUC has authority to set rates for local wireline, outbound international mobile and a range of other services and has broad powers to assess GT&T's compliance with the terms of GT&T's exclusive license with the Government of Guyana. Under that license, GT&T is entitled to charge rates that will enable it to earn an annual minimum rate of return equal to 15% of GT&T's capital dedicated to public use. Unless otherwise agreed to by the parties, the license states that such rates shall be calculated on the basis of GT&T's entire property, plant and equipment in a manner consistent with the practices and procedures of the FCC. The PUC, however, has disallowed or challenged several million dollars of franchise rights and working capital that we believe should be included in the base upon which rates are determined in accordance with the terms of the license (or rate base). Furthermore, although it has not been an issue in recent years, when we have demonstrated under-earning in the past the PUC has often refused to allow an increase in rates to the level we believed necessary to earn the minimum return. Any failure by the PUC to calculate rates in accordance with the rate of return calculation in the license or to allow an increase in rates when we demonstrate under-earning would adversely affect our profitability, revenue growth and our ability to make additional network investment in that country.

In addition, we calculate the rate base in U.S. dollars based on a historical U.S. dollar valuation of dedicated capital, which protects the value of GT&T earnings, to the extent rate increases are allowed, from devaluations in the Guyanese dollar. The PUC has neither approved nor disapproved this method of calculation. If we were required to calculate the rate base based on a Guyanese dollar valuation of dedicated capital, the value of GT&T's earnings would be subject to devaluations in the Guyanese dollar if we are unable to increase rates.

The rates that GT&T may charge for its cellular services are also regulated by the PUC. In January 2007 the PUC established floor and ceiling rates for both pre-paid and post-paid cellular services and required cellular service providers to begin billing on a per second basis rather than a per minute basis. We believe the PUC has enforced the new minimum and maximum rates in favor of GT&T's primary wireless competitor and, in late 2007, GT&T filed a lawsuit contesting the PUC's enforcement approach. The PUC has also proposed to extend per second billing to international calls. Any rapid decline in market pricing as a result of these changes, discriminatory enforcement, or competitive forces, without an offsetting increase in volume, would negatively impact the revenues and profits of our wireless business in Guyana.

***GT&T is engaged in significant tax disputes with the Guyanese tax authorities which could adversely affect our financial condition and results of operations.***

GT&T's income is subject to Guyanese tax at an overall rate of 45%. GT&T has received various income tax assessments from Guyana tax authorities that claim GT&T owes approximately \$23.5 million in additional income taxes for past periods. A substantial portion of this amount is based on the disallowance of 80% of GT&T's deduction for management fees paid to us pursuant to the original investment agreement and related agreements. This management fee is currently set at approximately 6% of GT&T's revenue. Although we believe that the fee is part of the original contract, it is similar to amounts charged by other international telecommunications companies to their foreign subsidiaries for management advisory services and is an appropriate and proper expense given the extensive services and expertise we provide, we may not prevail in these tax disputes. In addition, if recently reconvened negotiations result in an overall settlement of outstanding issues with the Government, we might be forced to agree to reduce the amount of, or deductibility of, the management fees. If GT&T is required to pay these additional taxes, it could have a material adverse effect on our financial condition and results of operations.

### **Risks Relating to our U.S. Wireless Business**

***A significant portion of our U.S. wireless revenue is derived from a small number of customers that could build or acquire overlapping networks.***

Our Commnet subsidiary, which accounted for approximately 34% of our consolidated revenue in 2008, generates a substantial majority of its revenues from three national wireless service providers. In 2008, three national wireless service providers together accounted for 85% of Commnet's revenues.

Commnet's relationships with its customers generally are much more financially significant for Commnet than for Commnet's customers, which can give its customers significant leverage in negotiating pricing and other terms. If we fail to keep any of these customers satisfied with our service offerings or economic terms and lose their business or are unable to renew or enter into new agreements with these customers on beneficial terms (including pricing) to us, we could suffer a substantial loss of revenue, which would have a materially adverse effect on our results of operations and financial condition.

In addition, if these customers build or acquire wireless networks in our service areas we may lose revenue and scale. Should any of these customers take such actions over a significant portion of the areas we serve, it may have a materially adverse effect on our results of operations and financial condition.

***Our failure to maintain favorable roaming arrangements could have a material adverse effect on our ability to provide service to retail wireless customers who travel outside our coverage area.***

In addition to providing us with significant revenue, the roaming arrangements established by BDC and, to a lesser extent, GT&T enable our retail wireless customers to use the wireless networks of other wireless carriers when they travel outside of our licensed service area. This enables us to offer our customers competitively priced regional and international rate plans that include areas for which we do not own wireless licenses, and this is particularly important to BDC's customers in Bermuda who travel frequently. If we are not able to maintain favorable roaming agreements with other wireless carriers, we may no longer be able to offer these regional and international rate plans and the coverage area and pricing we offer to our customers may not be as attractive relative to the offers from our competitors. This could have a material adverse effect on our future operations and financial condition. When our roaming agreements expire or are terminated, our roaming partners could choose not to renegotiate such agreements and could enter into roaming agreements with other carriers serving our markets or choose not to include our markets in their service offerings altogether. Furthermore, our

roaming revenue is highly dependent on the pricing decisions made by our roaming partners. If our markets are not included in our roaming partners' home calling areas and are instead subject to the imposition of additional roaming charges, we could see a loss of roaming minutes and revenue which could have a material adverse effect on our results of operations.

### **Other Risks Relating to Our Businesses and Industry**

***The current global economic recession, along with difficult and volatile conditions in the capital and credit markets, could materially adversely affect our financial position, results of operations and cash flow, and we do not know if these conditions will improve in the near future.***

Our operations and performance depend on general economic conditions. The global economy recently experienced, and could continue to experience, an economic downturn due to the crisis in credit markets, slower economic activity, increased unemployment, concerns about inflation, increased energy costs, decreased consumer confidence and other adverse business conditions. Such fluctuations in the global economy could cause, among other things, deterioration and continued decline in spending and increase in the cost of labor and materials. As a result, our operating results could be materially impacted. The economic recession could have a significant adverse impact on consumer confidence and discretionary consumer spending, which may result in decreased sales and earnings for us. For example, among other things:

- A decrease in tourism could negatively effect revenues from operations in the islands and in a number of areas covered by U.S. rural wireless operations that serve tourist destinations.
- GT&T relies substantially on the population of Guyanese living abroad who initiate calls to Guyana or are responsible for remittances to relatives living in Guyana. A prolonged economic downturn in the U.S. or Canada could effect inbound calling and, therefore, GT&T's results of operations.
- Recent market volatility has exerted downward pressure on our stock price, which may make it more difficult for us to raise additional capital in the future.

The impact, if any, that these financial market events, or any governmental actions intended to address these events, might have on us and our business is uncertain and cannot be estimated at this time.

***Increased competition may adversely affect growth, require increased capital expenditures, result in the loss of existing customers and decrease our revenues.***

We face competition in the markets in which we operate. For example:

- In Guyana, we have faced competition from a nationwide wireless service provider since late 2004 and that competition intensified substantially in 2007 because of the acquisition of that provider in October 2006 by a larger regional operator with operations throughout the Caribbean and having much greater resources than its predecessor. This competitor has been very aggressive in acquiring a substantial share of the market.
- As noted above, Commnet's greatest competitive risk is the possibility that its current customers may elect to build or enhance their own networks within the rural market in which Commnet currently provides service, which is commonly known as "over-building." If Commnet's customers, which have greater financial resources and access to capital than it has, determine to over-build, their need for Commnet's roaming services will be significantly reduced or eliminated.



- In Bermuda and Turks and Caicos, BDC competes with the incumbent wireless service provider and a larger regional provider, each of which, has greater financial and other resources. BDC's market share has declined over the past two years.
- In New England and New York State, in addition to other competitive voice and data communications service providers, we compete with much larger regional carriers, each of which has greater financial and other resources.

Over the last several years, an increase in competition has contributed to a decline in prices for communication services, including local and long distance telephone service, data services and mobile wireless services. Increased competition may decrease prices further. In addition, increased competition could reduce our customer base, require us to invest in new facilities and capabilities and reduce revenues, margins and returns.

***Our foreign operations are subject to economic, political and other risks that could adversely affect our revenues or financial position.***

Our operations in Guyana and Bermuda may face adverse financial consequences and operational problems due to foreign political or economic changes, such as changes in national or regional political or economic conditions, or laws and regulations that restrict repatriation of earnings or other funds. In addition, we face risks associated with changes in foreign currency exchange rates. Any of these changes could adversely affect our revenues or financial position.

***Regulatory changes may impose restrictions that adversely affect us or cause us to incur significant unplanned costs in modifying our business plans or operations.***

We are subject to U.S. federal, state and local regulations, Bermudian government regulations and Guyanese government regulations, all of which are subject to change. As new telecommunications laws and regulations are issued, we may be required to modify our business plans or operations. We cannot assure you that we can do so in a cost-effective manner. In addition, the failure by us to comply with applicable governmental regulations could result in the loss of our licenses or authorizations to operate, the assessment of penalties or fines or otherwise may have a material adverse effect on the results of our operations.

Sovernet, Commnet and Choice are subject to the Telecommunications Act of 1996 (or 1996 Act). The interpretation and implementation of the provisions of the 1996 Act and the FCC rules implementing the 1996 Act continue to be heavily debated and may have a material adverse effect on our business, particularly our operations in New England. Also, although legislation has not yet been introduced, there have been indications that Congress may substantially revise the 1996 Act in the next few years. We cannot predict what effect any new legislation will have on our businesses.

Sovernet and Commnet are also subject to state regulatory commissions to the extent they provide intrastate services. While we have obtained the necessary certifications to provide service, each state commission retains the authority to revoke our certificate if that commission determines we have violated any condition of our certification or if it finds that doing so would be in the public interest.

While we believe we are in compliance with federal and state regulatory requirements, our interpretation of our obligations may differ from those of regulatory authorities. Both federal and state regulators require us to pay various fees and assessments, file periodic reports and comply with various rules regarding our consumer marketing practices and the contents of our bills, on an on-going basis. If we fail to comply with these requirements, we may be subject to fines or potentially be asked to show cause as to why our certificate of authority to provide service should not be revoked.

In Guyana, we are subject to regulation by the PUC, which has authority to assess GT&T's compliance with the terms of GT&T's exclusive wireline license with the Guyanese government and has

regulatory authority over GT&T's wireless service. See "Business—Regulation of Our GT&T Subsidiary."

U.S. federal or state governments (including territorial governments) or the governments of Guyana or Bermuda could adopt regulations or take other actions that might have a material adverse effect on our business. These changes could materially and adversely affect our business prospects and operating results.

***The loss of certain licenses would adversely affect our ability to provide wireless and broadband services.***

In the United States, wireless, PCS and microwave licenses are valid for ten years from the effective date of the license. Licensees may renew their licenses for additional ten-year periods by filing renewal applications with the FCC. Commnet's wireless licenses expire between 2009 and 2018. Choice's wireless licenses expire at various dates through 2017. The renewal applications are subject to FCC review and are put out for public comment to ensure that the licensees meet their licensing requirements and comply with other applicable FCC mandates. Failure to file for renewal of these licenses or failure to meet any licensing requirements could lead to a denial of the renewal application and thus adversely affect our ability to continue to provide service in that license area. Furthermore, our compliance with regulatory requirements such as enhanced 911 and CALEA requirements may depend on the availability of necessary equipment or software. Failure to comply with these regulatory requirements may have an adverse effect on our licenses or operations and could result in sanctions, fines or other penalties.

***Rapid and significant technological changes in the telecommunications industry may adversely affect us.***

We face rapid and significant changes in technology. In particular, the telecommunications industry is experiencing significant technological changes, including:

- evolving industry standards;
- the allocation of new radio frequency spectrum in which to license and operate advanced wireless services;
- ongoing improvements in the capacity and quality of digital technology and shorter development cycles for new products and enhancements;
- changes in end-user requirements and preferences;
- the development and adoption of VoIP telephony services;
- convergence between video and data services;
- development of data and broadband capabilities; and
- migration to next-generation services, which may require the purchase of additional spectrum.

For us to keep up with these technological changes and remain competitive, at a minimum we will be required to continue to make significant capital expenditures. Our value to the wireless carriers that are Commnet's customers depends in part on our network's ability to support the services that such carriers' customers demand. For example, mobile high-speed wireless data services, which allow customers of wireless carriers to use the wireless network to send and receive data files and access the internet, have become increasingly popular in the United States. While we offer certain advanced services, such as GSM-EDGE UMTS or CDMA EV-DO, in certain of our coverage areas, we do not currently offer those services in all areas. As demand for these services continues to grow, we may have difficulty satisfying our customers without substantial upgrades, which could have an adverse effect on our business. Similarly, in other markets, if we do not offer new services that are popular with customers and are offered by competitors, we may have difficulty attracting and retaining subscribers, which will have an adverse effect on our business.

We cannot predict the effect of technological changes on our business. Technological changes may result in increases in our capital expenditures. New technologies may be protected by patents or other intellectual property laws and therefore may not be available to us. Also, alternative technologies may be developed that provide communications service or alternative service superior to that available from us. Rapid changes in technology in our market may adversely affect our business. For example, to accommodate the demand by customers of Commnet's roaming partners for next-generation advanced wireless products such as high-speed data and streaming video, we may be required to purchase additional spectrum. In each of our markets, providing more and higher speed data services through our wireless or wireline networks may require us to make substantial investments in additional telecommunications transport capacity connecting our networks to the internet, and in some cases such capacity may not be available to us or be available on attractive terms. We cannot assure you that we will gain access to spectrum or capacity at a reasonable cost or at all. Failure to provide these services could have a material adverse effect on our ability to compete with carriers offering these new technologies in our markets.

***We rely on a limited number of key suppliers and vendors for timely supply of equipment and services relating to our network infrastructure. If these suppliers or vendors experience problems or favor our competitors, we could fail to obtain sufficient quantities of the products and services we require to operate our businesses successfully.***

We depend on a limited number of suppliers and vendors for equipment and services relating to our network infrastructure. If these suppliers experience interruptions or other problems delivering these network components on a timely basis, our subscriber or revenue growth and operating results could suffer significantly.

For example, our supplier of replacement parts for our wireless local loop network in Guyana discontinued its manufacturing and support operations, which has caused us, and will continue to cause us, to make significant additional network expenditures. Our initial choice of a network infrastructure supplier can, where proprietary technology of the supplier is an integral component of the network, cause us to be effectively locked into one or a few suppliers for key network components. As a result, we have become reliant upon a limited number of network equipment manufacturers, including GT&T's reliance upon Nortel Networks and BDC and Commnet's reliance upon Alcatel-Lucent and Nokia. Certain entities owned by Nortel Networks filed for bankruptcy protection in 2008 and we currently don't know what impact that may or may not have on us. If it becomes necessary to seek alternative suppliers and vendors, we may be unable to obtain satisfactory replacement suppliers or vendors on economically attractive terms on a timely basis.

***If we lose our senior management, our business may be adversely affected; we rely on local management to run our operating units.***

The success of our business is largely dependent on our executive officers and the executive officers of our operating units, as well as on our ability to attract and retain other highly qualified technical and management personnel. We believe that there is, and will continue to be, strong competition for qualified personnel in the communications industry and in our markets, and we cannot assure you that we will be able to attract and retain the personnel necessary for the development of our business. The loss of key personnel or the failure to attract additional personnel as required could have a material adverse effect on our business, financial condition and results of operations. We do not currently maintain "key person" life insurance on any of our key employees and none of the executives at our parent company are under employment agreements.

We rely heavily on local management to run our operating units. Most of the markets we operate in are small and somewhat isolated and therefore it is particularly difficult attracting and retaining talented and qualified managers and staff in those markets.

***Our network capacity and customer service system may not be adequate and may not expand quickly enough to support our customer growth.***

Our financial and operational success depends on ensuring that we have adequate network capacity and a sufficient customer and operational support systems to accommodate anticipated new customers and the related increase in usage of our network. This includes capacity on our wireline and wireless networks and capacity on our inter- and intra-network transport facilities. Our failure to expand and upgrade our networks and transport facilities to meet the increased usage could impair our quality of service, cause a decline in customer satisfaction and have a material adverse effect on our business. For example, in late 2005 and early 2006 we experienced severe congestion problems on parts of our GSM network in Guyana due to more rapid growth in GSM subscribers than expected and, as a result, we experienced adverse publicity and negative reaction from our customers and Guyana regulators. See "Business—Regulation of Our GT&T Subsidiary."

Our wireless network capacity plans in Guyana and Bermuda generally rely on:

- the availability of wireless handsets of the appropriate model and type to meet the demands and preferences of our customers;
- the ability to obtain and construct additional cell sites and other infrastructure equipment;
- the ability to obtain additional spectrum if required; and
- the ability to obtain the capital to expand and upgrade our network.

In addition, we must implement, manage and monitor effective procedures for customer activation, customer service, billing and other support services. Reliance on our customer service functions will increase as we add new customers and offer new services and pricing plans. Our failure to timely and efficiently meet the demands for these services could decrease or slow subscriber growth or delay or otherwise impede billing and collection of amounts owed, which would adversely affect our revenue. We cannot make assurances that our customer service systems and network capacity will expand and adapt quickly enough to keep up with our anticipated customer growth and changes in services, and failure to do so would impair our ability to compete, which would adversely affect our results and financial operations.

***Our wireless and wireline revenues depend on the reliability and performance of our network infrastructure.***

We must operate our wireless and wireline networks so as to minimize any disruption that may occur to our services. The operation and growth of our networks and the implementation of new technologies and services involve operating risks that may disrupt our services and cause losses in revenue. In Guyana, for example, the Americas II fiber optic cable, which connects Guyana with the United States, and over which we provide our international long distance service, has from time to time suffered service outages, including a lengthy outage in May 2007. These outages have been caused by accidental cuts and vandalism occurring along the terrestrial portions of the cable in Guyana and other countries, as well as cuts in the international undersea portions. These cuts have resulted in increased operational and capital expenses, customer dissatisfaction and loss of revenue. The cuts have also led us to commit substantial capital spending on building a new submarine fiber optic cable landing in Guyana. Other risks which may also cause interruptions in service or reduced capacity for customers include power loss, capacity limitations, software defects and breaches of security by computer viruses, break-ins or otherwise. Disruptions in our networks and the unavailability of our services could lead to a loss of customers, damage to our reputation and violation of the terms of our licenses and contracts with customers. These failures could also lead to significant negative publicity, regulatory problems and litigation.

***The occurrence of severe weather and natural catastrophes may materially disrupt our operations.***

We operate in Guyana, the U.S. Virgin Islands, Bermuda and Turks and Caicos, which have experienced severe weather conditions over the years including hurricanes, damaging storms and floods. Our U.S. operations are in areas subject to blizzards, tornados and other serious storms. Some areas we operate in may also be at risk of earthquakes. Such events may materially disrupt and adversely affect our business operations. A major hurricane passed directly over Bermuda in 2005 causing major damage to our network and to the island's infrastructure. In 2008, a hurricane caused extensive damage on a small portion of the U.S. Virgin Islands and a separate hurricane negatively effected operations in the Turks and Caicos. Guyana has suffered from severe rains and flooding in two of the last four years. While these events have not had a significant negative impact on the operating results or financial condition of the affected businesses or our overall business, we cannot assure you that these types of events will not have such an impact in the future or that the insurance coverage we maintain for these risks will adequately compensate us for all damage and economic losses resulting from natural catastrophes.

***Concerns about the actual or perceived health risks relating to electromagnetic and radio frequency emissions, as well as the attendant publicity or possible resultant litigation, may have a negative effect on our financial condition or the results of our operations.***

Media and other reports have suggested that electromagnetic and radio frequency emissions from wireless telephone handsets and base stations may cause health problems, including cancer. There is also some concern that these emissions may interfere with the operation of certain electronic equipment, including automobile braking and steering systems. The actual or perceived risks relating to wireless communications devices and base stations, or press reports about these risks, could adversely affect us by, for example, reducing our subscriber growth rate, subscriber base or average use per subscriber and increasing our litigation risk. Actual or perceived risks of wireless handsets or base stations could make it difficult to find attractive sites for base stations and reduce our growth rates, customer base and average usage per customer.

***We may be unable to realize the value that we believe exists in businesses that we may acquire.***

To realize the value that we believe exists in any future businesses that we acquire, if any, we must successfully integrate them into our holding company organization. If we are unable to effectively manage their operations or are unable to retain their key employees, we may not realize the value that we believe such businesses hold. In addition, failure to successfully integrate these businesses may have a material adverse effect on our results of operations and financial condition.

## **Risks Related to Our Capital Structure**

***Our debt instruments include restrictive and financial covenants that limit our operating flexibility.***

Our credit facility requires us to maintain certain financial ratios and contains covenants that, among other things, restrict our ability to take specific actions, even if we believe such actions are in our best interest. These include restrictions on our ability to:

- incur additional debt;
- create liens or negative pledges with respect to our assets;
- pay dividends or distributions on, or redeem or repurchase, our capital stock;
- make investments, loans or advances or other forms of payments;
- issue, sell or allow distributions on capital stock of specified subsidiaries;

- enter into transactions with affiliates; or
- merge, consolidate or sell our assets.

Any failure to comply with the restrictions of the credit facility or any subsequent financing agreements may result in an event of default. Such default may allow our creditors to accelerate the repayment of the related debt and may result in the acceleration of the repayment of any other debt to which a cross-acceleration or cross-default provision applies. In addition, these creditors may be able to terminate any commitments they had made to provide us with further funds.

***If we fail to meet our payment or other obligations under the credit facility, the lenders could foreclose on and acquire control of substantially all of our assets.***

In connection with the incurrence of the indebtedness under the credit facility, the lenders received a pledge of our share of the capital stock of all of our subsidiaries, and that of future direct and indirect subsidiaries with some limited exceptions. Additionally, the lenders under our credit facility generally have a lien on all of our U.S. assets and certain of our non-U.S. assets. As a result of these pledges and liens, if we fail to meet our payment or other obligations under the credit facility (including meeting or exceeding certain financial measurements), the lenders would be entitled to foreclose on and liquidate substantially all of our assets, to the extent required to pay our obligations under the credit facility. As a result, the holders of our securities may lose a portion of, or the entire value of, their investment in our securities.

***Our Chairman is our largest stockholder and will continue to exert significant influence over us.***

Cornelius B. Prior, Jr., our Chairman and the father of our Chief Executive Officer, beneficially owns, together with related entities approximately 39% of our outstanding common stock. As a result, Cornelius B. Prior, Jr., is able to exert significant influence over all matters presented to our stockholders for approval, including election and removal of our directors and change of control transactions. In addition, as our Chairman, he has and will continue to have significant influence over our overall strategy and business plans. His interests may not always coincide with the interests of other holders of our common stock.

***Low trading volume of our stock may limit our shareholders ability to sell shares and/or result in lower sale prices.***

During the last quarter of 2008, the average daily trading volume of our common stock was approximately 47,000 shares. As a result, shareholders may have difficulty selling a large number of shares of our common stock in the manner or at a price that might be attainable if our common stock were more actively traded. In addition, the market price of our common stock may not be reflective of its underlying value.

***We may not pay dividends in the future.***

Our stockholders may receive dividends out of legally available funds if, and when, they are declared by our Board of Directors. We have paid quarterly dividends in the past, but may cease to do so at any time. Our credit facility limits our ability to pay dividends on, or repurchase, our capital stock. We may incur additional indebtedness in the future that may further restrict our ability to declare and pay dividends. We may also be restricted from paying dividends in the future due to restrictions imposed by state corporation laws, our financial condition and results of operations, capital requirements, covenants contained in our financing agreements, management's assessment of future capital needs and other factors considered by our Board of Directors.

**ITEM 1B. UNRESOLVED STAFF COMMENTS**

None.

**ITEM 2. PROPERTIES**

Our corporate headquarters is located at 10 Derby Square, Salem, Massachusetts 01970, where we lease approximately 5,000 square feet of office space. GT&T operations are headquartered in Georgetown, Guyana, where GT&T owns approximately 4,000 square feet of office space. Commnet's operations are headquartered in Atlanta, Georgia, where Commnet leases approximately 3,000 square feet of office space. BDC's operations are headquartered in Bermuda where it leases approximately 5,000 square feet of office space and 4,000 square feet of retail space. Sovernet operations are headquartered in Bellows Falls, Vermont where it leases approximately 9,000 square feet. We also lease approximately 9,000 square feet of office space in the Virgin Islands for Choice Communications. The Company also utilizes approximately 324,000 square feet of space for technical operations, including approximately 266,000 square feet of building space owned by GT&T, on approximately 48 acres of land in various locations throughout Guyana. In addition, we lease and own locations for other switch facilities (including international, local, wireless and broadband data), wireless facilities (including towers) and extensive cabling (including an interest in several inter-country fiber cables). We consider our owned and leased properties to be suitable and adequate for our business operations.

**ITEM 3. LEGAL PROCEEDINGS**

In 1995, the minister of telecommunications of Guyana initiated a proceeding with the PUC alleging that GT&T had breached our agreement with the Government of Guyana by failing to expand its facilities and telecommunications operations and improve services in Guyana pursuant to an expansion and service improvement plan (the "Plan"). Under the agreement, which we entered into in connection with our acquisition of GT&T in 1990, we agreed to complete the Plan within three years and the Government of Guyana agreed to permit rate increases in the event of any devaluation of Guyana currency within the three-year Plan period. The Plan was subsequently amended to, among other things, extend the completion deadline to February 1995. While GT&T did not complete the Plan by the extended deadline, we believe that the Government of Guyana's failure to timely provide for rate increases upon a significant devaluation of Guyanese currency in March 1991 impeded our efforts and justified our delay in completing the Plan. We substantially completed the Plan in 1997 and believe that we have satisfied our obligations under the agreement. If the PUC finds us in breach of the agreement, GT&T could be fined, its wireline license could be canceled and it could face other penalties imposed by the PUC. The PUC last held hearings on this matter in 1998.

GT&T is contesting, in the High Court of Guyana, approximately \$7.3 million in income tax assessed by the commissioner of Inland Revenue of Guyana for the years 1991 to 1996. The amount in dispute represents the amount of deductions GT&T claimed during those years for advisory fees payable to Atlantic Tele-Network that were denied by the Commission. In August 1995, the High Court upheld the deductibility of these fees for one of the years in question. In June 1996, the Guyana Commission of Inland Revenue (the "Commission") filed a writ with the High Court, which GT&T has opposed, requesting the High Court to set aside this decision. The assessments relating to the remaining 4 years have been stayed pending the outcome of the High Court's decision on the Commission's writ. GT&T has received additional assessments for approximately \$6.5 million for the years 1997 to 2000 resulting from the same dispute over the deductibility of fees in those years. GT&T believes that these additional assessments will also be stayed pending the High Court's decision on the Commission's writ.

In November 1997, GT&T applied to the High Court for an order prohibiting the commissioner of Inland Revenue from enforcing tax assessments of approximately \$9.7 million for the years 1991 to

1996. GT&T believes that the tax assessments were erroneously calculated based on a faulty audit which was stayed by the High Court prior to completion, resulting in GT&T not receiving notice of, or an opportunity to respond to, the audit. The High Court has stayed enforcement of the tax assessments pending review of GT&T's request.

In November 1997, we filed motions with the Guyana Court of Appeal and High Court appealing an order issued by the PUC in October 1997 requiring GT&T to meet annual prescribed increases in the number of telephone lines for the years 1998 to 2000 and to provide certain additional services, *e.g.*, call waiting, three-way calling, to customers by the end of 1998. We believe that in issuing the order the PUC failed to consider the added cost of meeting these requirements and the adjustment in telephone rates that would be necessary to provide GT&T a fair return on additional investment. The appeal is still pending, however, no stay has been issued in connection with the PUC order.

In early 2000, Inet Communications, Inc., an internet service provider in Guyana, and the Guyana Consumers Association filed a suit in the High Court against the Attorney General of Guyana and GT&T. The suit claims that GT&T is not entitled to rate increases based on our 1990 agreement with the Government of Guyana and that the Civil Law of Guyana prohibits what the plaintiffs refer to as GT&T's monopoly. Inet's motion was struck down for non-appearance of counsel. In April 2000, Inet applied for the suit to be restored. The Court has yet to act on Inet's application.

In July 2002, an individual sued the Attorney General of Guyana in the High Court asking, among other things, for a declaration that the section of our 1990 agreement with the Government of Guyana granting to GT&T an exclusive right to provide domestic fixed and international voice and data services in Guyana violated Guyana law and was null and void. In September 2002, GT&T joined the suit to oppose the plaintiff's claims. Although the suit remains pending, there have been no further developments since November 2002.

In November 2007, Caribbean Telecommunications Limited ("CTL") filed a complaint in the U.S. District Court for the District of New Jersey against the Company and GT&T claiming breach of an interconnection agreement for domestic cellular services in Guyana and related claims. CTL asserted over \$200 million in damages. ATN and GT&T each moved to dismiss the complaint on procedural and jurisdictional grounds. On January 26, 2009, the court granted the motions to dismiss the complaint on the grounds asserted by ATN and GT&T.

In addition to those proceedings discussed above, we are periodically subject to claims and lawsuits that are incidental to our business, some of which involve claims for damages and taxes that are substantial in amount. See Note 13 to the Consolidated Financial Statements included in this Report. We believe that none of these additional proceedings would, in the event of an adverse outcome, have a material impact on our consolidated financial position, results of operation or liquidity.

#### **ITEM 4. SUBMISSION OF MATTERS TO A VOTE OF SECURITY HOLDERS**

There were no matters submitted to a vote of security holders during the fourth quarter of 2008.



## PART II

**ITEM 5. MARKET FOR REGISTRANT'S COMMON EQUITY, RELATED STOCKHOLDER MATTERS AND ISSUER REPURCHASES OF EQUITY SECURITIES**

Our Common Stock, \$.01 par value, is listed on the NASDAQ Global Market under the symbol "ATNI." The following table sets forth the high and low sales prices for our Common Stock as reported by the NASDAQ Global Market:

	<u>High</u>	<u>Low</u>
<b>2007</b>		
Quarter ended March 31	\$31.99	\$23.71
Quarter ended June 30	\$29.78	\$25.04
Quarter ended September 30	\$38.75	\$24.00
Quarter ended December 31	\$39.21	\$30.98

	<u>High</u>	<u>Low</u>
<b>2008</b>		
Quarter ended March 31	\$35.01	\$27.93
Quarter ended June 30	\$35.43	\$26.00
Quarter ended September 30	\$35.52	\$26.02
Quarter ended December 31	\$28.30	\$16.33

The approximate number of holders of record of Common Stock as of March 16, 2009 was 61.

**Dividends**

The following table sets forth the quarterly dividends per share declared by us over the past three fiscal years ended December 31, 2008, as retroactively adjusted for the 5-for-2 stock split on March 31, 2006:

	<u>First Quarter</u>	<u>Second Quarter</u>	<u>Third Quarter</u>	<u>Fourth Quarter</u>
2006	\$ 0.12	\$ 0.12	\$ 0.14	\$ 0.14
2007	\$ 0.14	\$ 0.14	\$ 0.16	\$ 0.16
2008	\$ 0.16	\$ 0.16	\$ 0.18	\$ 0.18

The declaration and payment of dividends on the Common Stock is at the discretion of our Board of Directors and is subject to a number of factors. Our credit facility restricts our ability to declare or pay dividends on our common stock. Because Atlantic Tele-Network, Inc. is a holding company, our ability to declare dividends is effectively limited to the amount of dividends, if any, our subsidiaries and other equity holdings may distribute to us. We have paid quarterly dividends on our common stock since January 1999, and have increased the amount of our dividend in each of the years since then. The present Board of Directors believe in returning a significant portion of profits, where possible, to stockholders and, subject to prudent resource management and strategic development needs, would expect to continue to increase the amount of our dividend if earnings continue to increase, although not necessarily proportionally. In 2006, 2007 and 2008, we paid a total annual dividend of \$0.52, \$0.60 and \$0.68 per share, respectively, as adjusted for our 5-for-2 stock split on March 31, 2006. The continuation or modification of our current dividend policy will be dependent upon future results of operations, financial condition, capital requirements, contractual restrictions, regulatory actions, and other factors deemed relevant at that time by the Board of Directors.

**Issuer Purchases of Equity Securities in the Fourth Quarter of 2008**

<u>Period</u>	<b>Total Number</b>		<b>Total Number of Shares Purchased as Part of the Publicly Announced Plan</b>	<b>Maximum Number</b>
	<b>of Shares Purchased</b>	<b>Average Price Paid per Share</b>		<b>(or Approximate Dollar Value) of Shares that May Yet Be Purchased Under the Plan(1)</b>
October 1, 2008—October 31, 2008	—	—	—	\$ 2,919,965
November 1, 2008—November 30, 2008	—	—	—	2,919,965
December 1, 2008—December 31, 2008	—	—	—	2,919,965
Total	—	—	—	\$ 2,919,965

- (1) In September 2004, our Board of Directors approved the repurchase of up to \$5.0 million of our Common Stock. The repurchase authorizations do not have a fixed termination date and the timing of the buyback amounts and exact number of shares purchased will depend on market conditions.

**ITEM 6. SELECTED FINANCIAL DATA**

You should read the selected financial data in conjunction with our "Management's Discussion and Analysis of Financial Condition and Results of Operations," and our audited Consolidated Financial Statements and the related Notes to those Consolidated Financial Statements included in this Report. The historical results set forth below are not necessarily indicative of the results of future operations. Period to period comparisons are also significantly affected by our significant acquisitions, including our acquisition of Commnet on September 15, 2005 and Sovernet on February 10, 2006 and the increase of our equity interest in Bermuda Digital Communications on May 15, 2008.

	<b>Year Ended December 31,</b>				
	<b>2004</b>	<b>2005</b>	<b>2006</b>	<b>2007</b>	<b>2008</b>
	(In thousands, except per share data)				
<b>Statement of Operations Data</b>					
Revenue:					
Wireless	\$14,093	\$ 26,360	\$ 63,038	\$ 83,458	\$104,963
Local telephone and data	25,630	27,530	42,718	46,598	50,670
International long distance	46,861	45,439	46,663	52,635	47,820
Other	2,581	2,952	3,646	4,050	3,888
Total revenue	89,165	102,281	156,065	186,741	207,341
Operating expenses	53,953	64,852	103,079	119,582	137,819
Income from operations	35,212	37,429	52,986	67,159	69,522
Other income (expense):					
Interest expense	(283)	(1,629)	(3,739)	(2,282)	(3,144)
Interest income	588	942	1,592	2,454	1,770
Other, net	(1,833)	(631)	725	2,239	439
Other income (expense), net	(1,528)	(1,318)	(1,422)	2,411	(935)
Income before income taxes, minority interests and equity in earnings of unconsolidated affiliates	33,684	36,111	51,564	69,570	68,587
Income taxes	19,832	21,007	25,538	28,929	29,551
Income before minority interests and equity in earnings of unconsolidated affiliates	13,852	15,104	26,026	40,641	39,036
Minority interests, net of tax	(3,992)	(4,364)	(4,993)	(4,982)	(4,973)
Equity in earnings of unconsolidated affiliates, net of tax	2,569	3,043	2,467	2,281	735
Net income	\$12,429	\$ 13,783	\$ 23,500	\$ 37,940	\$ 34,798
Reported income per share:					
Basic net income per share	\$ 0.99	\$ 1.11	\$ 1.73	\$ 2.50	\$ 2.29
Diluted net income per share	\$ 0.99	\$ 1.10	\$ 1.72	\$ 2.48	\$ 2.28
Dividends per share	\$ 0.42	\$ 0.46	\$ 0.52	\$ 0.60	\$ 0.68

	<b>As of December 31,</b>				
	<b>2004</b>	<b>2005</b>	<b>2006</b>	<b>2007</b>	<b>2008</b>
	(In thousands)				
<b>Balance Sheet Data:</b>					
Fixed assets, net	\$100,092	\$125,709	\$138,573	\$155,753	\$198,230
Total assets	176,374	233,831	302,614	352,131	419,821
Short-term debt (including current portion of long-term debt)	687	165	—	—	750
Long-term debt, net	11,726	55,585	50,000	50,000	73,311
Stockholders' equity	109,223	116,986	178,770	208,971	228,873

## ITEM 7. MANAGEMENT'S DISCUSSION AND ANALYSIS OF FINANCIAL CONDITION AND RESULTS OF OPERATIONS

### Overview

We provide wireless and wireline telecommunications services in the Caribbean and North America through the following principal operating subsidiaries:

- Guyana Telephone & Telegraph Company, Ltd. ("GT&T"), the national and international telephone company in the Republic of Guyana and the largest wireless service provider in that country. The Company has owned 80% of the stock of GT&T since January 1991. GT&T generated approximately 61%, 57% and 47% of the Company's consolidated revenues in 2006, 2007 and 2008, respectively. The reduction in these percentages is principally due to the acquisitions noted below and the growth in those acquired operations.
- Commnet Wireless, LLC ("Commnet"), an owner and operator of wholesale wireless networks in rural areas of the United States. Commnet provides wireless voice and data communications roaming services primarily to national, regional and local wireless carriers. The Company completed its acquisition of 95% of Commnet on September 15, 2006 and the remaining 5% in January 2007.
- Bermuda Digital Communications, Ltd. ("BDC"), the largest wireless voice and data communications service provider in Bermuda, doing business under the name "Cellular One". The Company acquired an equity interest in, and signed a management contract with, BDC in 1998. On May 15, 2008, BDC completed a share repurchase of its common stock. ATN did not tender any shares for repurchase, and, as a result of the transaction, increased its holdings from approximately 43% to approximately 58% of BDC's outstanding common stock. Prior to this increase in holdings, the Company accounted for its investment in BDC under the equity method and earnings from BDC did not appear in its income from operations, but were instead reflected in equity in earnings of unconsolidated affiliates. Effective with the completion of that share repurchase, the Company began consolidating BDC's balance sheet and results of operations. In September 2008, BDC began providing wireless services in Turks and Caicos through Islandcom Telecommunications, Ltd.
- Sovernet, Inc. ("Sovernet"), a facilities-based integrated voice, broadband data communications and dial-up service provider in New England and New York State. Sovernet's retail telecommunications service is delivered to business and residential customers in Vermont and New Hampshire. The Company has owned 96% of Sovernet since its acquisition in February 2006. In August 2008, Sovernet began providing wholesale transport services in New York State through its subsidiary, ION Holdco LLC.
- Choice Communications, LLC ("Choice"), is a leading provider of fixed wireless broadband data, and dial-up internet services to retail and business customers in the U.S. Virgin Islands. Choice is a wholly owned subsidiary of the Company.

As a holding company, we provide management, technical, financial, regulatory, and marketing services to, and typically receive a management fee equal to approximately 3% to 6% of revenues from, each operating subsidiary. Management fees from consolidated subsidiaries are eliminated in consolidation. Management fees from unconsolidated affiliates are included in "Other Income" in the accompanying statements of operations.

The following chart summarizes the operating activities of our principal subsidiaries and the markets they serve as of December 31, 2008:

<u>Services</u>	<u>Segment</u>	<u>Operating Subsidiary</u>	<u>Markets</u>
<b>Wireless</b>	Rural Wireless	Commnet	United States (rural markets)
	Integrated Telephony— International Island Wireless	GT&T BDC, Islandcom	Guyana Bermuda, Turks and Caicos
<b>Local Telephone and Data</b>	Integrated Telephony— International	GT&T	Guyana
	Integrated Telephony— Domestic Wireless Television and Data	Sovernet, ION Choice (internet access)	United States (New England and New York State) U.S. Virgin Islands
<b>International Long Distance</b>	Integrated Telephony— International	GT&T	Guyana
<b>Other</b>	Wireless Television and Data	Choice (digital television)	U.S. Virgin Islands

For information about our business segments and geographical information about our operating revenues and long-lived assets, see Note 15 to the Consolidated Financial Statements included in this Report.

Over the last several years, we have significantly diversified our business and reduced our historical dependence on GT&T's operations for our financial results. This reduction of GT&T's contribution is mainly through the acquisition and growth of Commnet. We are dependent on GT&T and Commnet for a substantial majority of our revenues and profits. For the year ended December 31, 2008, approximately 81% of our consolidated revenue and approximately 96% of our consolidated operating income were generated by these two operating subsidiaries.

Commnet's revenues and profits are primarily driven by the number of sites and base stations we operate, the amount voice and data traffic that each of these sites generates, and the rate we get paid from our carrier customers on that traffic. Commnet's contribution to our consolidated revenues has grown from approximately 27% in 2006 to approximately 34% in 2008, and in 2008 Commnet was the single largest contributor to our net income. For more information, see Note 15 to our Consolidated Financial Statements included in this Report.

The largest single component of GT&T's revenues and profits has been from its international long distance business, which accounted for approximately 23% of our consolidated revenue during the year ended December 31, 2008. While the majority of this international long distance revenue is generated by calls originated by, or terminating with, wireline and wireless customers, we are currently the exclusive provider of international voice and data and therefore generate revenue and profit from calls and data originating on our competitor's wireless network.

The primary drivers of the long distance business are the population of Guyanese living abroad who initiate calls to Guyana and the rate foreign carriers pay GT&T for handling the incoming international calls. However, in recent years, we believe various methods of illegal bypass and alternative and cheaper media for communication, such as e-mail and text messaging, may have had a negative impact on both voice traffic and on international long distance revenues. In 2008, there was a substantial increase in illegal bypass activities. We have taken a number of measures to counter illegal bypass, including taking action against unlicensed operators in Guyana, introducing special outbound call center rates and we are examining automated technical solutions as well. More recently, we also

believe the current economic recession has impacted the volume of inbound calls into Guyana and negatively impacted our revenues.

GT&T also faces significant competition for wireless services in Guyana. Since early 2007, Digicel, a large regional wireless operator, has used aggressive operational and capital spending to gain market share, including promotional pricing, the use of extensive give-a-ways and handset subsidies. In 2008, our wireless subscribers decrease by 28% which we believe is attributable to this increased competition. Although we believe that we are well-positioned to compete based on network coverage, quality of service and standard pricing, we believe that Digicel's success at obtaining market share from us is due in large part to their level of marketing and promotional activity.

As of December 31, 2008, we have invested approximately \$300 million in Guyanese telecommunications infrastructure. In addition to our 2009 planned capital expenditures to improve our GT&T network, we will be investing over the next 18-24 months an additional \$20 million to \$25 million in a new submarine fiber optic cable in Guyana. The construction of this cable connecting Guyana to Trinidad will provide for continued growth in the provision of high speed data and internet services into Guyana, as well as giving us a cost effective method of increased redundancy. We believe this is particularly important in the current operating environment of a worldwide shift from voice-driven applications to data-driven applications and the growth in broadband demand.

As previously disclosed in our prior public reports, the Government of Guyana has stated its intention to introduce additional competition into Guyana's telecommunications sector and has held formal discussions with us, most recently in early 2008, regarding potential modifications of GT&T's exclusivity rights. In October 2008, GT&T was informally notified that the Government had retained the services of a U.S. based law firm and a consultant to develop the legislative and regulatory reforms necessary to introduce telecommunication competition in Guyana. Based on informal discussions with these parties, we expect draft legislation to be available as early as the second half of 2009. Our exclusive license has a stated expiration in December 2010 and is, accordingly to its terms, renewable for an additional 20-year term at our option.

At this time, ATN and GT&T do not know whether or how any draft legislation will address GT&T's exclusive license, and if so, whether it would be pursuant to an agreement between GT&T and the Government. Other than entering into such an agreement on terms acceptable to us, we would seek to enforce GT&T's rights by law and contract to be the exclusive provider of international voice and data services in Guyana. Although we believe that we would be entitled to damages for any involuntary termination of that license, we cannot guarantee that we would prevail in any court or arbitration proceeding. See "Business—Regulation—regulation of Our GT&T Subsidiary—Regulatory Developments" and "Risk Factors—Our exclusive license to provide local exchange and international voice and data services in Guyana is subject to significant political and regulatory risk".

Other significant steps in this diversification include the expansion of our Sovernet business and the recent increase in our ownership interest in BDC and related acquisitions, as described under the captions "Business—Local Telephone and Data Services—U.S. Operations" and "—Wireless Services—Bermuda Operations". We expect to continue this trend of diversification and are actively evaluating additional investment and acquisition opportunities that meet our return-on-investment and other acquisition criteria.

**Results of Operations***Years Ended December 31, 2008 and 2007*

	<u>Year Ended December 31,</u>		<u>Amount of Increase (Decrease)</u>	<u>Percent Increase (Decrease)</u>
	<u>2007</u>	<u>2008</u>		
(In thousands)				
<b>REVENUE:</b>				
Wireless	\$ 83,458	\$104,963	\$ 21,505	25.8%
Local telephone and data	46,598	50,670	4,072	8.7
International long distance	52,635	47,820	(4,815)	(9.1)
Other	4,050	3,888	(162)	(4.0)
Total revenue	<u>186,741</u>	<u>207,341</u>	<u>20,600</u>	<u>11.0</u>
<b>OPERATING EXPENSES:</b>				
Termination and access fees	29,379	34,978	5,599	19.1
Internet and programming	3,379	3,387	8	0.2
Engineering and operations	23,037	24,930	1,893	8.2
Sales and marketing	15,526	13,227	(2,299)	(14.8)
General and administrative	23,136	29,772	6,636	28.7
Depreciation and amortization	26,686	31,525	4,839	18.1
Impairment of assets	4,400	0	(4,400)	(100.0)
Gain on disposition of assets, net	(5,961)	0	5,961	100.0
Total operating expenses	<u>119,582</u>	<u>137,819</u>	<u>18,237</u>	<u>15.3</u>
Income from operations	<u>67,159</u>	<u>69,522</u>	<u>2,363</u>	<u>3.5</u>
<b>OTHER INCOME (EXPENSE):</b>				
Interest expense	(2,282)	(3,144)	(862)	(37.8)
Interest income	2,454	1,770	(684)	(27.9)
Other income (expense), net	2,239	439	(1,800)	(80.4)
Other income (expense), net	<u>2,411</u>	<u>(935)</u>	<u>(3,346)</u>	<u>(138.8)</u>
<b>INCOME BEFORE INCOME TAXES, MINORITY INTERESTS AND EQUITY IN EARNINGS OF UNCONSOLIDATED AFFILIATES</b>				
Income taxes	69,570	68,587	(983)	(1.4)
	<u>28,929</u>	<u>29,551</u>	<u>622</u>	<u>2.2</u>
<b>INCOME BEFORE MINORITY INTERESTS AND EQUITY IN EARNINGS OF UNCONSOLIDATED AFFILIATES</b>				
Minority interests, net of tax	40,641	39,036	(1,605)	(3.9)
Equity in earnings of unconsolidated affiliates, net of tax	(4,982)	(4,973)	9	0.2
	<u>2,281</u>	<u>735</u>	<u>(1,546)</u>	<u>(67.8)</u>
<b>NET INCOME</b>	<u>\$ 37,940</u>	<u>\$ 34,798</u>	<u>\$ (3,142)</u>	<u>(8.3)</u>

*Wireless revenue.* Wireless revenue includes wholesale voice and data roaming revenue from our rural U.S. operations and retail wireless revenues generated in Guyana. For 2008, wireless revenue also includes retail wireless revenues generated by our Island Wireless segment.

Wireless revenue increased to \$105.0 million for 2008 from \$83.5 million for 2007, an increase of \$21.5 million, or 26%. Notwithstanding the sale of 59 base stations during the fourth quarter of 2007, our rural U.S. business increased its revenues by \$12.4 million, or 21%, to \$70.1 million for 2008 from \$57.7 million. The increase in revenue from our U.S. wireless business was due primarily to growth in

voice and data traffic at existing sites, as well as the continued deployment of additional GSM and CDMA wireless base stations that generated additional minutes of use and increased data revenue. Also included in this increase was \$1.9 million of switching fees earned on the 59 sold base stations. As of December 31, 2008, a total of 473 base stations were deployed as compared to 303 base stations as of December 31, 2007. We put into service 165 new base stations, acquired 46 base stations, and decommissioned 41 older TDMA/Analog base stations.

Verizon Wireless's January 2009 acquisition of Alltel will cause some loss of revenue for us because the network assets they acquired overlap our network in certain areas, but we expect that overall revenue from Verizon Wireless will grow in 2009 due to our ongoing network expansion. However, in connection with the Alltel acquisition, Verizon Wireless will be required to divest itself of certain assets that overlap some areas of Commnet's network. If the buyer or buyers of those assets includes one of our other major customers, it may have a significant negative impact on our revenues.

The consolidation of our BDC operating results, which began as of May 15, 2008, contributed \$14.1 million of the increase in wireless revenue. This increase in wireless revenue from our rural U.S. operations and BDC was partially offset by a decline in wireless revenue in Guyana. As discussed previously, a large regional wireless operator entered the Guyana market in early 2007 with aggressive marketing campaigns and handset subsidies. This decline in revenue in 2008 reflects the continued impact of that competition, a decrease in rates and the introduction of per second billing in March 2007 for all wireless calls. This additional competition in Guyana caused our wireless subscribers to decrease by 80,000, or 24%, from 328,000 subscribers as of December 31, 2007 to 248,000 subscribers as of December 31, 2008, respectively. We also believe there may have been a decline in the total wireless subscribers in the market as the level of handset subsidies and giveaways fell from 2007. These factors resulted in a \$5.1 million decrease in GT&T's wireless revenue from \$25.8 million during 2007 to \$20.7 million during 2008. While we do not expect wireless subscribers or revenue in Guyana to continue to decline at this rate, our competitor could continue to take market share with aggressive spending and an overall decline in the Guyana market for wireless subscribers and spending could decline due to worsening economic conditions or other factors.

*Local telephone and data revenue.* Local telephone and data revenue is generated by our wireline operations in Guyana, our integrated voice and data operations in New England and New York State, and our data services in the U.S. Virgin Islands. This revenue includes basic service fees, measured service revenue, and internet access fees, as well as installation charges for new lines, monthly line rental charges, long distance or toll charges (excluding international long distance charges in Guyana), maintenance and equipment sales.

Local telephone and data revenue increased by \$4.1 million, or 9%, to \$50.7 million for 2008 from \$46.6 million for 2007. The increase is primarily attributable to growth in GT&T's access lines in Guyana from approximately 132,000 lines as of December 31, 2007 to approximately 139,000 lines as of December 31, 2008 (an increase of 5%), increased interconnect fees, growth in broadband data customers in Guyana and continued strong growth in wireless broadband customers in the U.S. Virgin Islands. Sovernet increased revenues by \$1.5 million, due mainly to the addition of ION on August 15, 2008. Sovernet continues to add business customers for its voice and data services at a strong rate and improve profitability; however, its overall revenue increase is partially offset by the decline in its residential data business, particularly its dial-up internet services.

*International long distance revenue.* International long distance revenue is generated by international telephone calls into and out of Guyana and does not include international long distance revenue generated by our other operations. Inbound traffic, which made up 86% of all international long distance traffic and more than 70% of international long distance revenue for the year ended December 31, 2008, is settled in U.S. dollars.



International long distance revenue declined by \$4.8 million, or 9%, from \$52.6 million for 2007 to \$47.8 million for 2008. This decline was partly a result of certain significant events during 2007, such as the run up to Guyana's hosting of Cricket World Cup matches and the Rio Group Summit, which we believe increased traffic volumes during that period. We are also subject to illegal bypass via internet calling, which we believe increased considerably from the second to the fourth quarter of 2008. International voice traffic may also decline as a result of the growth of alternative and cheaper media for communications, such as e-mail and text messaging. These other modes of communication may cause a decline in both voice traffic and in international long distance revenues in future periods, although we may see a slight increase in traffic and revenues if we are effective in combating illegal bypass. The outcome of negotiations with the Government of Guyana regarding the exclusivity terms of GT&T's license is also likely to negatively impact this revenue in the future.

*Other revenue.* Other revenue represents revenue from wireless digital television services in the U.S. Virgin Islands, which decreased 5% to \$3.9 million for 2008 from \$4.1 million for 2007. We expect to discontinue this service in 2009.

*Termination and access fee expenses.* Termination and access fee expenses are charges that we pay for voice and data transport circuits (in particular, the circuits between our rural wireless sites and our switches), internet capacity and other access fees we pay to terminate our calls. Termination and access fees increased by \$5.6 million, or 19%, from \$29.4 million to \$35.0 million from 2007 to 2008, respectively as a result of increased traffic at Commnet, the consolidation of BDC's results of operations and an increase in expenses at Sovernet due to the operating results of its August 2008 acquisition of ION.

*Internet and programming expenses.* Internet and programming expenses include internet connectivity charges and digital television programming. Internet and programming expenses remained at \$3.4 million in 2007 and 2008. This is consistent with the minimal growth in our broadband data and television subscribers in the U.S. Virgin Islands.

*Engineering and operations expenses.* Engineering and operations expenses include the expenses associated with developing, operating, supporting and expanding our networks, including the salaries and benefits paid for employees directly involved in the development and operation of our networks. Engineering and operations expenses increased by \$1.9 million, or 8%, from \$23.0 million to \$24.9 million for 2007 and 2008, respectively. This increase is primarily the result of the expansion of our wireless networks in the United States as well as the consolidation of BDC.

*Sales and marketing expenses.* Sales, marketing and customer service expenses include salaries and benefits we pay for sales personnel, customer service expenses, sales commissions and the costs associated with the development and implementation of our promotion and marketing campaigns.

Sales and marketing expenses decreased by \$2.3 million, or 15%, from \$15.5 million to \$13.2 million for 2007 and 2008, respectively. Throughout 2007, GT&T incurred an unusually high level of sales and marketing costs as a response to increased wireless competition, including wireless handset promotions, increased advertising and higher sales commissions. In 2008, GT&T's sales and marketing expenses returned to a lower level. The decrease in GT&T's sales and marketing expenses was partially offset by BDC's sales and marketing expenses which we began to consolidate effective May 15, 2008.

*General and administrative expenses.* General and administrative expenses include salaries, benefits and related costs for general corporate functions, including executive management, finance and administration, legal and regulatory, facilities, information technology and human resources.

General and administrative expenses increased by \$6.7 million, or 29%, from \$23.1 million to \$29.8 million for 2007 and 2008, respectively. Of this increase, \$4.8 million is a result of our

consolidation of BDC's financials beginning in 2008. In addition, we incurred \$1.0 million in legal and related expenses in an unsuccessful effort to acquire a company out of bankruptcy at the end of 2008.

*Depreciation and amortization expenses.* Depreciation and amortization expenses represent the depreciation and amortization charges we record on our property and equipment and on our intangible assets.

Depreciation and amortization expense increased by \$4.8 million, or 18%, from \$26.7 million to \$31.5 million for 2007 and 2008, respectively. The increase is primarily due to the addition of fixed assets from our network expansion in our rural U.S. wireless business and Guyana, the consolidation of BDC's results, and the acquisitions of ION and Islandcom.

*Impairment of long-lived assets.* In the fourth quarter of 2007, Choice Communications recorded a \$4.4 million asset impairment charge related to the wireless digital television portion of the business. In late 2007, Choice was denied certain tax benefits by the U.S. Virgin Islands government. This denial of tax benefits, together with minimal anticipated future television subscriber and market share growth within its existing geographic footprint, resulted in the estimated future cash flows associated with this business being below the carrying value of the assets. We now expect to discontinue television services in 2009. The Company, through a separate impairment test, determined that no impairment existed as of December 31, 2007 relating to Choice's internet services, including both the broadband data and dial-up products.

*Gain on disposition of long-lived assets.* In December 2007, Commnet sold to a national carrier 59 base stations, along with spectrum licenses, in two Midwestern states and recorded a gain on the sale of \$5.0 million. Also, during the first half of 2007, Commnet sold telecom assets, predominantly in western states, and recognized a gain on the sale of such assets of \$1.3 million. These gains were offset by a loss of \$0.3 million as a result of the Company's sale of all of its assets in Haiti in August 2007.

*Interest expense.* Interest expense represents interest incurred on our outstanding credit facilities. On September 10, 2008, the Company repaid the then outstanding \$50.0 million term loan with the proceeds from a new \$75.0 million term loan. At the same time, the Company's revolving line of credit facility expanded from \$20.0 million to \$75.0 million. Further description of the new credit facility is set forth in Note 7, "Long-Term Debt" to the Consolidated Financial Statements included in this Report. Also during September 2008, the Company entered into an interest rate swap agreement which is further detailed in Note 8, "Derivative Instruments and Hedging Activities" to the Consolidated Financial Statements included in this Report.

Interest expense increased \$0.8 million from \$2.3 million to \$3.1 million for the years ended 2007 and 2008, respectively. The increase in interest expense was due to the increase in our term loan borrowings. We had no outstanding borrowings under our revolving line of credit during 2007 or 2008.

*Interest income.* Interest income represents interest earned on our cash, cash equivalent and short term investments. Interest income decreased \$0.7 million from \$2.5 million for 2007 to \$1.8 million in 2008. The decrease was a result of a decrease in the rate of interest earned on cash and investments in 2008.

*Other income (expense).* Other income (expense) represents miscellaneous non-operational income we earned or expenses we incurred. Included in other income for 2007 were management fees received from BDC which, since May 15, 2008 have been eliminated in consolidation. Other income decreased from \$2.2 million in 2007 to \$0.4 million in 2008 as a result of a \$1.3 million license settlement at Commnet during 2007, as well as the elimination, in consolidation, of management fees from BDC following their consolidation in May 2008.

*Income taxes.* Our effective tax rate was 42% for 2007 and 43% for 2008. Income tax expense includes tax at the statutory U.S. federal and state income tax rates as well as the Guyanese income taxes in excess of the statutory U.S. income tax rates. The effective tax rate is impacted by the receipt of foreign dividends and by the amortization of a deferred tax asset, relating to differences between book and tax basis of fixed assets, which was recorded in a prior period

*Minority interests.* Minority interests consists of the Guyana government's 20% interest in GT&T, a minority shareholder's 4% interest in Sovernet, minority shareholders' 42% equity interest in BDC, subsequent to our consolidation of BDC in May 2008, and other minority shareholders' interests in certain consolidated subsidiaries of Commnet and Sovernet. Minority interests remained unchanged at \$5.0 million for 2007 and 2008, respectively.

*Equity in earnings of unconsolidated affiliates.* Equity in earnings of unconsolidated affiliates included our share of the earnings of BDC prior to our consolidation of BDC's operating results in May 2008, as well as our share of the earnings of Commnet's unconsolidated affiliates. Equity in earnings of unconsolidated affiliates decreased \$1.6 million, or 70% from \$2.3 million for 2007 to \$0.7 million for 2008 as a result of the consolidation of BDC.

*Net income.* As a result of the above factors, net income decreased by \$3.1 million or 8% from \$37.9 million for 2007 to \$34.8 million for 2008. On a per share basis, net income decreased from \$2.50 per basic and \$2.48 per diluted share for 2007 to \$2.29 per basic and \$2.28 per diluted share for 2008.

*Segment results.* We have five material operating segments, which we manage and evaluate separately: (1) Integrated Telephony—International; (2) Rural Wireless; (3) Island Wireless; (4) Integrated Telephony—Domestic; and (5) Wireless Television and Data. Island Wireless became an operating segment upon completion of BDC's share repurchase and resulting increase in our equity interest in BDC, effective May 15, 2008. Segment results are set forth in Note 15 "Segment Reporting" to the Consolidated Financial Statements included in this Report.

## Results of Operations

Years Ended December 31, 2007 and 2006

	Year Ended December 31,		Amount of Increase (Decrease)	Percent Increase (Decrease)
	2006	2007		
(In thousands)				
<b>REVENUE:</b>				
Wireless	\$ 63,038	\$ 83,458	\$ 20,420	32.4%
Local telephone and data	42,718	46,598	3,880	9.1
International long distance	46,663	52,635	5,972	12.8
Other	3,646	4,050	404	11.1
Total revenue	<u>156,065</u>	<u>186,741</u>	<u>30,676</u>	<u>19.7</u>
<b>OPERATING EXPENSES:</b>				
Termination and access fees	23,394	29,379	5,985	25.6
Internet and programming	3,504	3,379	(125)	(3.6)
Engineering and operations	19,691	23,037	3,346	17.0
Sales and marketing	10,088	15,526	5,438	53.9
General and administrative	21,892	23,136	1,244	5.7
Depreciation and amortization	24,510	26,686	2,176	8.9
Impairment of assets	—	4,400	4,400	100
Gain on disposition of assets, net	—	(5,961)	(5,961)	(100)
Total operating expenses	<u>103,079</u>	<u>119,582</u>	<u>16,503</u>	<u>16.0</u>
Income from operations	<u>52,986</u>	<u>67,159</u>	<u>14,173</u>	<u>26.7</u>
<b>OTHER INCOME (EXPENSE):</b>				
Interest expense	(3,739)	(2,282)	1,457	39.0
Interest income	1,592	2,454	862	54.1
Other income (expense), net	725	2,239	1,514	208.8
Other income (expense), net	<u>(1,422)</u>	<u>2,411</u>	<u>3,833</u>	<u>269.5</u>
<b>INCOME BEFORE INCOME TAXES, MINORITY INTERESTS AND EQUITY IN EARNINGS OF UNCONSOLIDATED AFFILIATES</b>				
Income taxes	51,564	69,570	18,006	34.9
Income taxes	<u>25,538</u>	<u>28,929</u>	<u>3,391</u>	<u>13.3</u>
<b>INCOME BEFORE MINORITY INTERESTS AND EQUITY IN EARNINGS OF UNCONSOLIDATED AFFILIATES</b>				
Minority interests, net of tax	26,026	40,641	14,615	56.2
Equity in earnings of unconsolidated affiliates, net of tax	(4,993)	(4,982)	11	0.2
Equity in earnings of unconsolidated affiliates, net of tax	<u>2,467</u>	<u>2,281</u>	<u>(186)</u>	<u>(7.5)</u>
<b>NET INCOME</b>	<u>\$ 23,500</u>	<u>\$ 37,940</u>	<u>\$ 14,440</u>	<u>61.4%</u>

*Wireless revenue.* Wireless revenue increased to \$83.5 million for 2007 from \$63.0 million for 2006, an increase of \$20.5 million, or 33%. Growth in our rural U.S. business was responsible for \$16.2 million of this increase due primarily to continued deployment of additional GSM and CDMA wireless base stations. Net of the sale of 59 base stations in December of 2007, we have deployed a total of 303 base stations as of December 31, 2007 as compared to 287 base stations as of December 31, 2006. Of the total base stations as of December 31, 2007, 266 were GSM and CDMA base stations as compared to 216 GSM and CDMA base stations as of December 31, 2006. Our rural

wireless revenue also increased as a result of growth in voice and data traffic (minutes and megabytes) at existing sites, growth in data roaming revenue and growth in international roaming revenue.

The remaining increase in wireless revenue was attributable to the continued growth of our wireless subscriber base in Guyana and certain non-recurring events such as Guyana's hosting of Cricket World Cup matches and the Rio Group Summit. Our wireless subscribers in Guyana increased by 59,000, or 22%, from 269,000 subscribers to 328,000 subscribers as of December 30, 2006 and 2007, respectively. Such increase in subscribers was aided by the Company's increased sales and marketing efforts, including handset promotions. GT&T's wireless revenue was \$21.5 million and \$25.8 million for 2006 and 2007, respectively. While we experienced growth in wireless revenue, subscribers and wireless minutes in Guyana, we have also experienced a significant decline in average revenue per user (ARPU). We attribute the reduction in ARPU to (i) a reduction in retail rates, (ii) increased penetration into a lower usage demographic and (iii) pre-paid customers holding handsets subscribed both to our and our competitor's network. All of GT&T's 328,000 wireless subscribers were GSM/GPRS subscribers as of December 31, 2007 as compared to 215,000 as of December 31, 2006. However, gains by our competitor and, we believe, a slowdown in overall wireless penetration, led to a decline in our wireless subscribers and revenue between the third and fourth quarter of 2007. Our wireless competitor in Guyana invested significant sums in expanding the service offerings and network capability of its network. This competitor also launched many promotional pricing plans and extensive handset subsidies.

*Local telephone and data revenue.* Local telephone and data revenue increased by \$3.9 million, or 9%, to \$46.6 million for 2007 from \$42.7 million for 2006. Of the \$3.9 million increase, \$1.5 million derives from the inclusion of a full year of results for Sovernet, our Vermont-based voice and data provider which was acquired in February 2006. While Sovernet continued to add business customers for its voice and data services, it was negatively impacted by the decline in its residential data business, particularly its dial-up internet services. The remaining increase of \$2.4 million primarily is attributable to growth in GT&T's access lines in Guyana from approximately 120,800 lines as of December 31, 2006 to approximately 132,000 lines as of December 31, 2007 (an increase of 9%), growth in broadband data customers in Guyana, and growth in wireless broadband and dedicated access customers in the U.S. Virgin Islands.

*International long distance revenue.* International long distance revenue increased by \$5.9 million, or 13%, from \$46.7 million for 2006 to \$52.6 million for 2007. This increase was primarily driven by continued expansion of our wireline network and increased traffic as well as a substantial growth in wireless subscribers within Guyana (for both GT&T and its competitor, which uses GT&T's international network) and the impact of certain non-recurring events such as Guyana's hosting of Cricket World Cup matches and the Rio Group Summit. We were also subject to illegal bypass via internet calling and compete against alternative and cheaper media for communication, such as e-mail and text messaging.

*Other revenue.* Other revenue represents revenue from wireless digital television services in the U.S. Virgin Islands, which increased 14% to \$4.1 million for 2007 from \$3.6 million for 2006. The increase in television services was a result of higher prices for our services and a 6% increase in television subscribers including additional hotel rooms.

*Termination and access fee expenses.* Termination and access fees increased by \$6.0 million, or 26%, from \$23.4 million to \$29.4 million from 2006 to 2007, respectively. This increase was due to a full year of operations of Sovernet and increased traffic growth at GT&T and Commnet. In addition, an outage of the Americas II submarine fiber optic cable in May 2007, which Guyana and its neighboring countries rely on as their primary international telecommunications connection, caused GT&T to temporarily re-route international traffic over more costly high-capacity satellite links and then to increase its standby satellite capacity.

*Internet and programming expenses.* Internet and programming expenses decreased from \$3.5 million in 2006 to \$3.4 million in 2007. This decrease was primarily from reduced expenses in the U.S. Virgin Islands offset by growth in our television and broadband data subscribers. Beginning in December 2006, we were able to significantly reduce the internet capacity expenses for our U.S. Virgin Island operations.

*Engineering and operations expenses.* Engineering and operations expenses increased by \$3.3 million, or 17%, from \$19.7 million to \$23.0 million for 2006 to 2007, respectively. This increase is primarily the result of the expansion of our wireless networks in the United States and Guyana.

*Sales and marketing expenses.* Sales and marketing expenses increased by \$5.4 million, or 53%, from \$10.1 million to \$15.5 million from 2006 to 2007, respectively. Substantially all of the increase is attributable to higher sales and marketing expenditures at GT&T in order to address intensified wireless competition in Guyana. Such sales and marketing expenditures include the costs of wireless handset promotions, increased advertising and higher sales commissions.

*General and administrative expenses.* General and administrative expenses increased by \$1.2 million, or 5%, from \$21.9 million to \$23.1 million from 2006 to 2007, respectively. This increase is primarily attributable to a full year of operations at Sovernet and additional compensation and overhead costs to support our growth.

*Depreciation and amortization expense.* Depreciation and amortization expense increased by \$2.2 million, or 9%, from \$24.5 million to \$26.7 million for 2006 and 2007, respectively. The increase is primarily due to the addition of fixed assets at GT&T and Commnet.

*Impairment of long-lived assets.* In the fourth quarter of 2007, Choice Communications recorded a \$4.4 million asset impairment charge related to the wireless digital television portion of the business. In late 2007, Choice was denied certain tax benefits by the U.S. Virgin Islands government. This denial of tax benefits, together with minimal anticipated future television subscriber and market share growth within its existing geographic footprint, resulted in the estimated future cash flows associated with this business being below the carrying value of the assets. The Company, through a separate impairment test, determined that no impairment existed as of December 31, 2007 relating to Choice's internet services, including both the broadband data and dial-up products.

*Gain on disposition of long-lived assets.* In December 2007, Commnet sold, to a national carrier, 59 base stations along with spectrum licenses in two Midwestern states and recorded a gain on the sale of \$5.0 million. Also, during the first half of 2007, Commnet sold telecom assets, predominantly in western states, and recognized a gain on the sale of such assets of \$1.3 million. These gains were offset by a loss of \$0.3 million as a result of the Company's sale of all of its assets in Haiti in August 2007.

*Interest expense.* Interest expense represents interest incurred on our outstanding debt including our \$50.0 million term loan as well as the outstanding amounts under our \$20.0 million revolving line of credit facility. Interest expense decreased from \$3.7 million for 2006 to \$2.3 million for 2007. This decrease is primarily the result of a decrease in the average outstanding balance under our loan facility during 2007 as compared to 2006 when we used borrowings from the revolving line of credit to help fund certain acquisitions. We used a portion of the proceeds from the underwritten public offering of our common stock in July 2006 to repay those borrowings and had no outstanding borrowings under the revolving line of credit during 2007. The decrease in interest expense was also due to a lower effective interest rate during 2007.

*Interest income.* Interest income represents interest earned on our cash and cash equivalent balances. Interest income increased from \$1.6 million to \$2.5 million for 2006 and 2007, respectively, due to an overall increase in our cash balances as a result of our operating results and the underwritten public offering of our common stock in July 2006.

*Other income (expense).* Other income (expense) represents miscellaneous non-operational income we earned, or expenses we incurred, including management fees received from BDC and other unconsolidated affiliates. Other income (expense) increased \$1.5 million from \$0.7 million in 2006 to \$2.2 million in 2007. The majority of the increase was a result of a license settlement for \$1.3 million received by Commnet.

*Income taxes.* Our effective tax rate was 50% and 42% for 2006 and 2007, respectively, which represents the statutory U.S. income tax rate plus the Guyanese income taxes in excess of the statutory U.S. income tax rates as well as certain U.S. state income taxes. The effective tax rate is also impacted by the amortization of a deferred tax asset, relating to differences between the book and tax basis of fixed assets, which was recorded in a prior year. Our higher effective tax rate for the 2006 period reflects the fact that our losses in the US Virgin Islands were not available to reduce taxable income in Guyana, which has a high tax rate of 45%. The reduction in our effective rate in 2007 is also a result of the impact of additional taxable income at U.S. statutory rates and the ability to use certain tax credits during the fourth quarter of 2007.

*Minority interests.* For 2007, minority interests consisted of the Guyana government's 20% interest in GT&T, a minority shareholder's 4% interest in Sovernet and other minority shareholders' interests in certain consolidated subsidiaries of Commnet. For 2006, minority interests also included a minority shareholder's 5% interest in Commnet which we acquired on January 1, 2007. Minority interest remained constant at \$5.0 million for 2006 and 2007 as the increase in Commnet's net income from 2006 to 2007 was offset by the decrease in the minority shareholder's equity interest in Commnet.

*Equity in earnings of unconsolidated affiliates.* Equity in earnings of unconsolidated affiliates includes our share of the earnings of BDC as well as our share of the earnings of Commnet's unconsolidated affiliates. The decrease in equity in earnings of unconsolidated affiliates from \$2.5 million to \$2.3 million for 2006 and 2007, respectively, was due to a decrease in the net earnings of BDC as a result of BDC's loss of market share. Increased competition resulted in a decrease in subscribers, largely from its smaller pre-paid subscriber base, as well as increased marketing and handset expenses incurred. Wireless subscribers in Bermuda were 21,779 and 19,906 as of 2006 and 2007, respectively.

*Net income.* As a result of the above factors, net income increased by \$14.4 million or 61% from \$23.5 million for 2006 to \$37.9 million for 2007. On a per share basis, net income increased from \$1.73 per basic and \$1.72 per diluted share for 2006 to \$2.50 per basic and \$2.48 per diluted share for 2007.

## **Regulatory and Tax Issues**

We are involved in a number of regulatory and tax proceedings. See Note 13 to the Consolidated Financial Statements included in this Report. A material and adverse outcome in one or more of these proceedings could have a material adverse impact on our financial condition and future operations.

## **Liquidity and Capital Resources**

We have met, and anticipate that we will meet in the future, our operational liquidity needs through a combination of cash on hand and internally generated funds and have funded capital expenditures and acquisitions with a combination of internally generated funds, cash on hand and borrowings under our credit facilities.

### *Uses of Cash*

*Capital Expenditures.* A significant use of our cash has been for capital expenditures for expanding and upgrading our networks. For the years ended December 31, 2007 and 2008, we spent approximately \$48.9 million and \$47.4 million on capital expenditures, respectively. Of the \$47.4 million of 2008 capital expenditures, we spent approximately \$29.2 million, including \$5.8 million in connection

with Commnet's December 2008 acquisition of CC Communications in Nevada, expanding Commnet's network by increasing the number of GSM and CDMA base stations as well as switching and cell site equipment required to expand our geographic coverage and technical capabilities. In addition, approximately \$15.1 million was incurred expanding the capacity and coverage of Guyana's wireline and wireless network and early-stage construction costs on a new fiber optic submarine cable into the country. We also spent \$0.9 million at Sovernet and expanded our service areas and switch capabilities.

We are continuing to invest in expanding the networks of GT&T, Commnet, Sovernet and BDC and expect to incur capital expenditures between \$40.0 million and \$45.0 million, with over one-half used in connection with Commnet's network expansion during the year ended December 31, 2009. In addition we expect to incur an additional \$10.0 million to \$15.0 million of capital expenditures in 2009 on the construction of the submarine fiber optic cable in Guyana. We expect to fund these expenditures primarily from cash generated from our operations.

*Acquisitions and Investments.* We have funded our recent acquisitions with a combination of cash on hand and borrowings under our credit facilities.

During January 2007, we purchased the remaining 5% equity interest in Commnet for \$6.5 million and 21,000 shares of our common stock in satisfaction of our obligation (and in accordance with our right) under and consistent with the terms of the agreement entered into in connection with our acquisition of Commnet in September 2005. We funded this purchase with cash on hand and the reissuance of shares held in our treasury. On May 15, 2008, our equity interest in BDC increased from 43% to 58% as a result of BDC's repurchase of \$17.0 million of shares from other shareholders. We provided BDC with a loan to fund this transaction from cash on hand.

On August 15, 2008, Sovernet completed its acquisition of 75% of the equity of ION, LLC, a New York state provider of high capacity communications network transport services for \$5.6 million in cash which was funded from cash on hand. The acquisition of ION continues the Company's strategy of providing high quality network services to underserved rural markets. Beginning with the acquisition date, the Company began consolidating the results of ION, LLC in its results of operations. We funded the transaction from cash on hand.

On September 1, 2008, BDC completed its acquisition of 42% of the equity of Islandcom, a provider of wireless telecommunication services in Turks and Caicos for \$6.0 million in cash. We provided BDC an additional \$5.0 million loan to fund this transaction. If current laws, which restrict foreign ownership of companies operating in Turks and Caicos, are changed, BDC will be able to increase its ownership in Islandcom from 42% to 77% through the exercise of a warrant, valued at \$0.6 million, received as a part of the acquisition. Since officers of ATN and BDC make up a majority of Islandcom's board of directors, the Company is consolidating the operating results of Islandcom since the date of acquisition.

We continue to explore opportunities to acquire communications properties or licenses in the Caribbean, the United States and elsewhere. We also explore opportunities to substantially expand our existing networks in the United States and the Caribbean including the plan to land a submarine cable to Guyana as mentioned earlier. Such acquisitions may require external financing. While there can be no assurance as to whether, when or on what terms we will be able to acquire any such businesses or licenses, such acquisitions may be accomplished through the issuance of shares, payment of cash or incurrence of additional debt.

*Dividends.* We use cash on hand to make dividend payments to our common stockholders when declared by our Board of Directors. For the year ended December 31, 2008, our dividends to our stockholders approximated \$10.3 million (which reflects dividends paid on April 10, 2008, July 10, 2008, October 14, 2008, and January 12, 2009). We have paid quarterly dividends for the last 41 fiscal quarters.



**Stock Repurchase Plan.** Our Board of Directors approved a \$5.0 million stock buyback plan in September 2004 pursuant to which we have spent \$2.1 million as of December 31, 2008 repurchasing common stock. During the second quarter of 2008, we repurchased 42,351 shares for \$1.2 million. We may repurchase shares at any time depending on market conditions, our available cash and our cash needs.

**Debt Service and Other Contractual Commitment Table.** The following table discloses aggregate information about our debt and lease obligations as of December 31, 2008 and the periods in which payments are due:

<u>Contractual Obligations</u>	<u>Total</u>	<u>Less Than</u>			<u>More Than</u>
		<u>1 Year</u>	<u>1-3 Years</u>	<u>4-5 Years</u>	<u>5 Years</u>
			(In millions)		
Debt	\$ 74.6	\$ 0.8	\$ 1.5	\$ 3.9	\$ 68.4
Capital expenditures	19.6	12.4	7.2	—	—
Unrecognized tax benefits	5.7	5.7	—	—	—
Pension obligations	0.7	0.7	—	—	—
Operating lease obligations	28.3	6.8	11.2	6.1	4.2
Total	<u>\$128.9</u>	<u>\$ 26.4</u>	<u>\$ 19.9</u>	<u>\$ 10.0</u>	<u>\$ 72.6</u>

### Sources of Cash

**Total Liquidity at December 31, 2008.** As of December 31, 2008, we had approximately \$79.7 million in cash and cash equivalents, an increase of \$8.5 million from the December 31, 2007 balance of \$71.2 million. In addition, as of December 31, 2008, we had \$3.0 million in short-term investments. We believe our existing cash balances and other capital resources, including the \$75.0 million available under our revolving line of credit included in our credit facility, are adequate to meet our current operating and capital needs.

**Cash Generated by Operations.** Cash provided by operating activities was \$66.5 million for the year ended December 31, 2008 compared to \$69.1 million for the year ended December 31, 2007. The decrease of \$2.6 million was primarily due to a decrease in accrued taxes.

**Cash Generated by Financing Activities- Credit Facility and Interest Rate Swap.** On September 10, 2008, we, as borrower entered into a credit agreement with CoBank, ACB and other lenders as referenced within the credit agreement (the "2008 CoBank Credit Agreement"). The 2008 CoBank Credit Agreement replaced the previous credit facility and provides a \$75 million term loan (the "2008 Term Loan") as well as a \$75 million revolving credit facility (the "2008 Revolver Facility", together with the 2008 Term Loan, the "2008 Credit Facility").

The 2008 Term Loan matures on September 10, 2015 and requires quarterly repayments of principal of \$0.2 million through June 30, 2013 and quarterly repayments of principal of \$1.4 million from September 30, 2013 to June 30, 2015. The remaining outstanding principal balance of \$60.0 million is to be repaid on September 10, 2015 when the 2008 Term Loan matures. The 2008 Revolver Facility matures on September 10, 2014 and includes a \$5 million letter of credit facility.

All borrowings under the 2008 Credit Facility bear interest at a rate, selected by us from one of the options as defined with the agreement, plus a margin. Such interest rate options include i) a base rate, defined as the greater of the prime rate or the federal funds rate plus 0.5%, or ii) a LIBOR rate. Margins for base rate borrowings range from 0% to 0.5%, depending upon our leverage ratio, while margins for LIBOR borrowings range from 1.25% to 2%, also depending upon our leverage ratio. Borrowings as of December 31, 2008, including the interest rate swap agreement in Note 8, were bearing a weighted average interest rate of 5.50%. The 2008 Credit Agreement contains certain affirmative and negative covenants of the Company and its subsidiaries as set forth below under "—Factors Affecting Sources of Liquidity." The 2008 Credit Facility is guaranteed by the Company's

Commnet and Sovernet subsidiaries and is collateralized by a security interest in substantially all of the assets of and stock owned by the Company and such guarantors. As of December 31, 2008, the Company was in compliance with all of the covenants of the 2008 CoBank Credit Agreement.

On September 23, 2008 the Company executed a forward starting interest rate swap. The Company's objective in using the derivative is to add stability to interest expense and to manage our exposure to adverse changes in interest rates. The interest rate swap has an initial notional amount of \$68 million, receives 1 month LIBOR, and pays a fixed rate of 4.42%. The interest rate swap agreement effectively converts the variable interest payments on the first \$68 million of the 2008 Term Loan to a fixed rate of 4.42% plus the applicable credit spread, over the life of the agreement. The interest rate swap agreement has an effective date of October 15, 2008, and a maturity date of September 15, 2015.

### ***Factors Affecting Sources of Liquidity***

***Internally Generated Funds.*** The key factors affecting our internally generated funds are demand for our services, competition, regulatory developments, economic conditions in the markets where we operate our businesses and industry trends within the telecommunications industry. For a discussion of tax and regulatory risks in Guyana that could have a material adverse impact on our liquidity, see "Business—Risk Factors—Risks Relating to Our Wireless and Wireline Services in Guyana", "—Regulation of Our GT&T Subsidiary" and Note 13 to the Consolidated Financial Statements included in this Report.

***Guyana—U.S. Foreign Currency Exchange.*** GT&T's functional currency is the U.S. dollar because a majority of GT&T's revenues and expenditures have historically been transacted in U.S. dollars. Since 2004 through December 2008, the value of the Guyana dollar has remained at \$205 Guyana dollars to one U.S. dollar so we have not experienced any foreign currency gains or losses during those periods. If this exchange rate was to fluctuate in the future, this would affect our results of operations to the extent we are required to remeasure any monetary assets or liabilities denominated in Guyana dollars. Moreover, with the potential for competition in international services in the future, combined with the increases that GT&T hopes to have in local revenue which is billed in Guyana dollars, it is possible that the Guyana dollar will become GT&T's functional currency at some point in the future. This would also expose us to foreign currency risk in the event of exchange rate fluctuations.

GT&T generally endeavors to maintain a balance between its Guyana dollar cash deposits and local receivables which are denominated in Guyana dollars and its local tax and other payables which are also denominated in the Guyana dollar. As of December 31, 2008, GT&T maintained U.S. \$14.9 million of its cash balances in Guyana dollars. See "Quantitative and Qualitative Disclosures about Market Risk."

***Restrictions Under Credit Facility.*** The 2008 Credit Agreement contains certain affirmative and negative covenants of the Company and its subsidiaries. Among other things, these covenants restrict the Company's ability to incur additional debt in the future or to incur liens on its property. The 2008 Credit Agreement also requires the Company to maintain certain financial ratios including a net leverage ratio of less than or equal to 3.0 to 1, an interest coverage ratio of greater than or equal to 3.5 to 1 and an equity to assets ratio of greater than or equal to 0.4 to 1. As of December 31, 2008, the Company was in compliance with all of the covenants of the 2008 CoBank Credit Agreement and would be able to fully draw the \$75 million available under its revolving credit facility.

***Capital Markets.*** Our ability to raise funds in the capital markets depends on, among other things, general economic conditions, the conditions of the telecommunications industry, our financial performance and the state of the capital markets. In June 2006, the Securities and Exchange Commission declared effective a "universal" shelf registration statement filed by the Company. This shelf registration statement registered the potential future offerings by us, from time to time, of up to an aggregate of \$200 million of our securities, consisting potentially of common stock, debt securities,

and other equity and convertible securities and combinations of the foregoing. We have approximately \$150 million of securities registered for potential future offerings pursuant to the shelf registration statement, which we may offer and sell until June 2009.

### ***Inflation***

We do not believe that inflation has had a significant impact on our consolidated operations in any of the periods presented in the Report.

### **Critical Accounting Estimates**

We have based our discussion and analysis of our financial condition and results of operations on our consolidated financial statements, which have been prepared in accordance with accounting principles generally accepted in the United States of America (or GAAP). We base our estimates on our operating experience and on various conditions existing in the market and we believe them to be reasonable under the circumstances. Our estimates form the basis for making judgments about the carrying values of assets and liabilities that are not readily apparent from other sources. Actual results may differ materially from these estimates under different assumptions or conditions.

We have identified the critical accounting estimates that we believe require significant judgment in the preparation of our consolidated financial statements. We consider these accounting estimates to be critical because changes in the assumptions or estimates we have selected have the potential of materially impacting our financial statements.

*Revenue Recognition.* In determining the appropriate amount of revenue to recognize for a particular transaction, we apply the criteria established by Staff Accounting Bulletin (or SAB) No. 104 "Revenue Recognition" and defer those items that do not meet the recognition criteria. As a result of the cutoff times of our billing cycles, we are often required to estimate the amount of revenues earned but not billed from the end of each billing cycle to the end of each reporting period. These estimates are based primarily on rate plans in effect and historical evidence with each customer or carrier. Adjustments affecting revenue can and occasionally do occur in periods subsequent to the period when the services were provided, billed and recorded as revenue, however historically these adjustments have not been material.

A small portion of our revenue is attributable to activation or reactivation fees, installation fees and equipment sales. We evaluate these transactions in accordance with the guidance prescribed in Emerging Issues Task Force Issue No. 00-21 "Accounting for Revenue Arrangement with Multiple Deliverables" and, where the amounts charged for such services or the equipment does not represent a separate unit of accounting, these amounts are deferred and recognized ratably over the estimated customer relationship period.

We apply judgment when assessing the ultimate realization of receivables, including assessing the probability of collection and the current credit-worthiness of customers. We establish an allowance for doubtful accounts sufficient to cover probable and reasonably estimable losses. Our estimate of the allowance for doubtful accounts considers collection experience, aging of the accounts receivable, the credit quality of customer and, where necessary, other macro-economic factors.

*Long-Lived and Intangible Assets.* In accordance with SFAS No. 144, "Accounting for Impairment or Disposal of Long-Lived Assets" and SFAS No. 142, "Goodwill and Other Intangible Assets," we evaluate the carrying value of our long-lived assets, including property and equipment, whenever events or changes in circumstances indicate that the carrying amount of an asset may not be recoverable. An impairment loss exists when estimated undiscounted cash flows attributable to the assets are less than their carrying amount. If an asset is deemed to be impaired, the amount of the impairment loss recognized represents the excess of the asset's carrying value as compared to its estimated fair value, based on management's assumptions and projections. During the fourth quarter of 2007, the Company determined that certain assets of Choice Communications became impaired, and as such, recorded a

\$4.4 million impairment charge in its 2007 statement of operations. See Note 10 to the Consolidated Financial Statements included in this report for additional information on the impairment charge.

Our estimates of the future cash flows attributable to our long-lived assets and the fair value of our businesses involve significant uncertainty. Those estimates are based on management's assumptions of future results, growth trends and industry conditions. If those estimates are not met, we could have additional impairment charges in the future, and the amounts may be material.

We also assess the carrying value of goodwill and indefinite-lived intangible assets on an annual basis in accordance to SFAS No. 142 "Goodwill and Other Intangible Assets" or whenever events or changes in circumstances indicate that the carrying value of goodwill may not be recoverable. The carrying value of each reporting unit, including goodwill assigned to that reporting unit, is compared to its fair value. If the fair value of the reporting unit does not exceed the carrying value of the reporting unit, including goodwill, an analysis is performed to determine if an impairment charge should be recorded.

We assess the recoverability of the value of our FCC licenses using a discounted cash flow valuation method. We believe that our FCC licenses have an indefinite life based on historical ability to renew such licenses, that such renewals may be obtained indefinitely and at little cost, and that the related technology used is not expected to be replaced in the foreseeable future. If the value of these assets was impaired by some factor, such as an adverse change in the subsidiary's operating market, we may be required to record an impairment charge. We test the impairment of our FCC licenses annually or whenever events or changes in circumstances indicate that such assets might be impaired. The impairment test consists of a comparison of the fair value of FCC licenses with their carrying amount on a license by license basis.

*Contingencies.* We are subject to proceedings, lawsuits, audits and other claims related to lawsuits and other legal and regulatory proceedings that arise in the ordinary course of business. We are required to assess the likelihood of any adverse judgments or outcomes to these matters as well as potential ranges of probable losses. A determination of the amount of loss accruals required, if any, for these contingencies are made after careful analysis of each individual issue. We consult with legal counsel and other experts where necessary in connection with our assessment of any contingencies. The required accrual for any such contingency may change materially in the future due to new developments or changes in each matter. We estimate these contingencies amount to approximately \$23.5 million at December 31, 2008, the majority of which are not recorded on our books as we do not believe that an adverse outcome is probable. Adverse developments in these matters may result in the recording of liabilities to satisfy all or a portion of these claims.

### **Recent Accounting Pronouncements**

In September 2008, the FASB issued FASB Staff Position (FSP) No. EITF 03-6-1, *Determining Whether Instruments Granted in Share-Based Payment Transactions Are Participating Securities* ("FSP No. EITF 03-6-1"). Under the provisions of this standard, unvested awards of share-based payments with non-forfeitable rights to receive dividends or dividend equivalents are considered participating securities for purposes of calculating earnings per share. FSP No. EITF 03-6-1 is effective for financial statements issued for fiscal years and interim periods beginning after December 15, 2008. As the right of our unvested restricted stock awards to receive dividends or dividend equivalents are forfeitable, the adoption of FSP No. EITF 03-6-1 will not have an impact on our consolidated financial statements.

In April 2008, the FASB issued FASB Staff Position No. 142-3, *Determination of the Useful Life of Intangible Assets* ("FSP No. 142-3"). FSP No. 142-3 amends the factors that should be considered in developing renewal or extension assumptions used to determine the useful life of a recognized intangible asset under FAS No. 142, "Goodwill and Other Intangible Assets" ("FAS No. 142"). The intent of FSP FAS No. 142-3 is to improve the consistency between the useful life of a recognized intangible asset under FAS No. 142 and the period of expected cash flows used to measure the fair

value of the asset under FAS No. 141R and other U.S. generally accepted accounting principles. FSP FAS No. 142-3 is effective for financial statements issued for fiscal years beginning after December 15, 2008. We do not expect FSP FAS No. 142-3 to have a material impact on our consolidated financial statements.

In March 2008, the FASB issued SFAS No. 161, *Disclosures about Derivative Instruments and Hedging Activities—an amendment of FASB Statement No. 133* ("SFAS 161"). SFAS 161 amends and expands the disclosure requirements of Statement 133 to provide a better understanding of how and why an entity uses derivative instruments, how derivative instruments and related hedged items are accounted for, and their effect on an entity's financial position, financial performance, and cash flows. SFAS 161 is effective for interim and annual periods beginning after November 15, 2008. We do not expect that the adoption of SFAS 161 will have a material impact on our consolidated financial statements.

Effective January 1, 2008, we implemented Statement of Financial Accounting Standard No. 157, *Fair Value Measurement* ("SFAS 157"), for our financial assets and liabilities that are re-measured and reported at fair value at each reporting period, and non-financial assets and liabilities that are re-measured and reported at fair value at least annually. In accordance with the provisions of FASB staff position No. FAS 157-2, *Effective Date of FASB Statement No. 157*, we have elected to defer implementation of SFAS 157 as it relates to all of our non-financial assets and non-financial liabilities that are recognized and disclosed at fair value in the financial statements on a nonrecurring basis until January 1, 2009. We are evaluating the impact, if any, this standard will have on our non-financial assets and liabilities. The adoption of SFAS 157 to our financial assets and liabilities and non-financial assets and liabilities that are re-measured and reported at fair value at least annually did not have a material impact on our consolidated financial statements.

Effective January 1, 2008, we adopted SFAS No. 159, *The Fair Value Option for Financial Assets and Financial Liabilities* ("SFAS 159"). SFAS 159 permits entities to choose to measure certain financial instruments and other eligible items at fair value when the items are not otherwise currently required to be measured at fair value. Upon adoption, we did not elect the fair value option for any new items within the scope of SFAS 159 and, therefore, the adoption of SFAS 159 did not have an impact on our consolidated financial statements.

In December 2007, the FASB issued FAS No. 141 (revised 2007), *Business Combinations* ("FAS No. 141R"). This statement establishes principles and requirements for how the acquirer in a business combination (i) recognizes and measures in its financial statements the identifiable assets acquired, the liabilities assumed, and any noncontrolling interest in the acquiree, (ii) recognizes and measures the goodwill acquired in the business combination or a gain from a bargain purchase, and (iii) determines what information to disclose to enable users of the financial statements to evaluate the nature and financial effects of the business combination. FAS No. 141R is effective for fiscal years beginning after December 15, 2008. The impact of the standard on our consolidated financial statements will depend on the number and magnitude of any business combinations that are consummated after January 1, 2009.

In December 2007, the FASB issued SFAS No. 160, *Noncontrolling Interests in Consolidated Financial Statements, an amendment of Accounting Research Bulletin No. 51, Consolidated Financial Statements* ("SFAS No. 160"). SFAS No. 160 changes the accounting and reporting for minority interests by recharacterizing them as noncontrolling interests and classifying them as a component of stockholders' equity in our consolidated balance sheet. Our consolidated statements of operations will include: net income from Atlantic Tele-Network and the minority stockholders' share of earnings and a new category called net earnings attributable to Atlantic Tele-Network, which is similar to our current presentation of net income. SFAS No. 160 will also expand disclosures to clearly distinguish between our interests and the interests' of noncontrolling owners. SFAS No. 160 is effective beginning January 1, 2009 and will be applied prospectively, except for presentation and disclosure requirements, which will

be applied retrospectively for all periods presented. SFAS No. 160 will not impact the calculation of net income or earnings per share attributable to Atlantic Tele-Network shareholders.

In December 2008, the FASB issued an FSP on SFAS No. 132(R)-1, *Employers' Disclosures about Postretirement Benefit Plan Assets* ("FSP SFAS 132(R)-1"). FSP SFAS 132(R)-1 provides additional guidance on an employer's disclosures about plan assets of a defined benefit pension or other postretirement plan. The adoption of this interpretation will increase the disclosures in the financial statements related to the assets of an employers' defined benefit pension plan. FSP SFAS 132(R)-1 is effective in 2010. The Company does not anticipate that FSP SFAS 132(R)-1 will have a material impact on our consolidated financial statements.

## **ITEM 7A. QUANTITATIVE AND QUALITATIVE DISCLOSURES ABOUT MARKET RISK**

*Foreign Currency Exchange Sensitivity.* GT&T's functional currency is the U.S. dollar because a significant portion of GT&T's revenues and expenditures are transacted in U.S. dollars. The results of future operations nevertheless may be affected by changes in the value of the Guyana dollar, however the Guyanese exchange rate has remained at approximately \$205 Guyana dollars to \$1 U.S. dollar since 2004 and so we have not recorded any foreign exchange gains or losses since that date. All of our other foreign subsidiaries operate in jurisdictions where the US dollar is the recognized currency.

*Interest Rate Sensitivity.* Our exposure to changes in interest rates is limited and relates primarily to our variable interest rate long-term debt. As of December 31, 2008, \$68.0 million of our long term debt has a fixed rate by way of an interest-rate swap that effectively hedges our interest rate risk. The remaining \$6.6 million of long term debt as of December 31, 2008, is subject to interest rate risk. As a result of our hedging policy we believe our exposure to fluctuations in interest rates is not material.

## **ITEM 8. FINANCIAL STATEMENTS AND SUPPLEMENTARY DATA**

The response to this item is submitted as a separate section to this report. See "Item 15, Financial Statements, Exhibits and Financial Statement Schedule."

## **ITEM 9. CHANGES IN AND DISAGREEMENTS WITH ACCOUNTANTS ON ACCOUNTING AND FINANCIAL DISCLOSURE**

None.

## **ITEM 9A. CONTROLS AND PROCEDURES**

### **Disclosure Controls and Procedures**

We have established disclosure controls and procedures to ensure that material information relating to us, including our consolidated subsidiaries, is made known to the officers who certify our financial reports and to other members of senior management and the Board of Directors.

Our management, with the participation of our principal executive officer and principal financial officer, evaluated the effectiveness of the design and operation of our disclosure controls and procedures (as defined in Rules 13a-15(e) and 15d-15(e) under the Exchange Act) as of the end of the period covered by this Report. Based on this evaluation, our principal executive officer and principal financial officer concluded that these disclosure controls and procedures were effective.

### **Management's Annual Report on Internal Control Over Financial Reporting**

Our management, with the participation of our principal executive officer and principal financial officer, is responsible for establishing and maintaining adequate internal control over financial reporting as defined in Rules 13a-15(f) and 15d-15(f) under the Securities Exchange Act of 1934. Internal control over financial reporting is a process designed to provide reasonable assurance regarding the reliability of financial reporting and the preparation of financial statements for external purposes in accordance

with generally accepted accounting principles. Internal control over financial reporting includes those policies and procedures that:

- (i) pertain to the maintenance of records that, in reasonable detail, accurately and fairly reflect the transactions and dispositions of assets;
- (ii) provide reasonable assurance that transactions are recorded as necessary to permit preparation of financial statements in accordance with generally accepted accounting principles, and that receipts and expenditures of the company are being made only in accordance with authorizations of management and directors; and
- (iii) provide reasonable assurance regarding prevention or timely detection of unauthorized acquisition, use or disposition of assets that could have a material effect on the financial statements.

Because of its inherent limitations, internal control over financial reporting may not prevent or detect misstatements. Also, projections of any evaluation of effectiveness to future periods are subject to the risk that controls may become inadequate because of changes in conditions, or that the degree of compliance with the policies or procedures may deteriorate.

Management assessed the effectiveness of the Company's internal control over financial reporting as of December 31, 2008. In making this assessment, management used the criteria set forth by the Committee of Sponsoring Organizations of the Treadway Commission (COSO) in Internal Control—Integrated Framework.

Based on this assessment, management determined that they maintained effective internal control over financial reporting as of December 31, 2008.

The Company acquired Bermuda Digital Communications on May 15, 2008. Accordingly, management excluded Bermuda Digital Communications from its assessment of internal control over financial reporting as of December 31, 2008. Bermuda Digital Communications represented \$41.7 million, or 10%, of the consolidated total assets of the Company as of December 31, 2008, and revenue of \$14.1 million, or 7%, of total revenue for the twelve months ended December 31, 2008.

The effectiveness of the Company's internal control over financial reporting as of December 31, 2008 has been audited by PricewaterhouseCoopers LLP, an independent registered public accounting firm, as stated in their report which appears herein.

### **Changes in Internal Control over Financial Reporting**

There was no change in the internal control over financial reporting that occurred during the fiscal quarter ended December 31, 2008 that has materially affected, or is reasonably likely to materially affect, our internal control over financial reporting.

### **ITEM 9B. OTHER INFORMATION**

None.

## PART III

## ITEM 10. DIRECTORS, EXECUTIVE OFFICERS AND CORPORATE GOVERNANCE

## Executive Officers

Our executive officers and their respective ages and positions as of March 16, 2009 are set forth below:

<u>Name</u>	<u>Age</u>	<u>Position</u>
Michael T. Prior	44	President and Chief Executive Officer
Justin D. Benincasa	47	Chief Financial Officer and Treasurer
William F. Kreisher	46	Senior Vice President, Corporate Development
Douglas J. Minster	48	Vice President, General Counsel and Secretary
John P. Audet	51	Vice President, Financial Analysis and Planning
Andrew S. Fienberg	41	Chief Accounting Officer

**Michael T. Prior** is our President and Chief Executive Officer and a member of the Board of Directors. Mr. Prior joined us in 2003 as our Chief Financial Officer and Treasurer. Before joining us, Mr. Prior was a partner with Q Advisors LLC, a Denver-based investment banking and financial advisory firm focused on the telecommunications sector. From 1999 to 2002, he headed corporate development for LighTrade, Inc., a telecommunications infrastructure provider. From 1998 to 1999, Mr. Prior was a member of ComSpace Development LLC, a seed investment concern in the communications industry and an early investor in LighTrade. From 1992 to 1998, Mr. Prior was a corporate lawyer with Cleary Gottlieb Steen & Hamilton in London and New York and Perkins Coie LLP in Seattle. Mr. Prior received a B.A. degree from Vassar College and a J.D. degree *summa cum laude* from Brooklyn Law School. He is the son of Cornelius B. Prior, Jr., Chairman of our Board. In 2008, Mr. Prior was named Entrepreneur of the Year for the New England Region by Ernst & Young.

**Justin D. Benincasa** is our Chief Financial Officer and Treasurer. Prior to joining us in May 2006, Mr. Benincasa was a Principal at Windover Development, LLC since 2004. From 1998 to 2004, he was Executive Vice President of Finance and Administration at American Tower Corporation, a leading wireless and broadcast communications infrastructure company, where he managed finance and accounting, treasury, IT, tax, lease administration and property management. Prior to that, he was Vice President and Corporate Controller at American Radio Systems Corporation and held accounting and finance positions at American Cablesystems Corporation. Mr. Benincasa holds an M.B.A. degree from Bentley College and a B.A. degree from the University of Massachusetts.

**William F. Kreisher** joined the company in 2007 as Senior Vice President, Corporate Development. Prior to joining ATN, Mr. Kreisher was Vice President—Corporate Development at Cingular Wireless (now AT&T Mobility) since 2004. He was part of the corporate development team at Cingular since its formation and spent five years at Bell South before that as a Director of Finance, the acting Chief Financial Officer at its broadband and video division, and as a senior manager in its mergers and acquisitions group. Mr. Kreisher is a twenty-year veteran of the telecommunications industry, having also worked with MCI Telecommunications and Equant. Mr. Kreisher holds a Masters in Business Administration from Fordham University and a Bachelor of Arts degree from the Catholic University of America.

**Douglas J. Minster** joined us in 2003 as our Vice President and General Counsel. From November 1999 to February 2002, Mr. Minster served as Vice President, External Affairs, at LighTrade, Inc. From 1997 to 1998, he headed corporate development at IP Radio, Inc., a wireless broadband service. From 1990 to 1992, he served as a senior legal advisor at Time Warner Telecommunications. In addition, Mr. Minster co-founded Digital Satellite Broadcasting Corp., a satellite radio company, helping to



develop the regulatory foundation for the satellite radio service. Mr. Minster began his career as an attorney at the FCC, later joining the former Chairman of the FCC at Patrick Communications as an advisor on domestic and international regulatory and legal issues. He received a B.S. degree from Ithaca College and a J.D. degree from The Catholic University of America, Columbus School of Law.

**John P. Audet** joined the Company in 2006 as Vice President—Financial Analysis and Planning, after serving as a consultant and advisor to the Company for three years. Prior to his relationship with ATN, he held executive finance positions with a number of start-up telecommunications companies. Mr. Audet was also a Senior Consultant with BIA Financial Network, Inc, a financial and appraisal consultancy to the media and telecommunications industry where he participated in formal appraisals of businesses and assets worth in excess of over \$2 billion. Early in his career, Mr. Audet was a principal in a specialized engineering consultancy that designed and built over two dozen of the first cellular radio systems in the United States. He is a *summa cum laude* graduate of the University of Maryland, University College with a B.S. in Finance & Technology & Management.

**Andrew S. Fienberg** joined us in May 2005 as our Chief Accounting Officer. From 2003 to 2005, Mr. Fienberg served as a Divisional Controller for Pegasus Satellite Television, Inc., a re-seller of DirecTV services throughout the rural United States. From August 1999 to December 2003, Mr. Fienberg was the Corporate Controller at iBasis, Inc., a publicly-traded international VoIP telecommunications service provider. Prior to iBasis, Mr. Fienberg was with Iron Mountain Incorporated, a data storage provider, which he joined in May 1997. Before that, he served as an auditor at BDO Seidman, LLP in Boston beginning in September 1989. Mr. Fienberg received a B.S. degree in Accountancy from Bentley College and is a Certified Public Accountant.

Additional information required by this Item regarding our directors and executive officers will be set forth in our Definitive Proxy Statement for the Annual Meeting of Stockholders to be held on June 4, 2009 (or 2009 Proxy Statement) under "Election of Directors" and "Section 16(a) Beneficial Ownership Reporting Compliance" and is herein incorporated by reference. Required information regarding our audit committee financial experts and identification of the audit committee of our Board of Directors will be set forth in our 2009 Proxy Statement under "Corporate Governance" and is incorporated herein by reference.

Information regarding our Code of Ethics applicable to our principal executive officer, our principal financial officer, our controller and other senior financial officers appears in Item 1 of this Report under the caption "Business—Available Information."

#### **ITEM 11. EXECUTIVE COMPENSATION**

Information required by this Item regarding executive compensation will be set forth in our 2009 Proxy Statement under "Executive Officer and Director Compensation" and is incorporated herein by reference.

#### **ITEM 12. SECURITY OWNERSHIP OF CERTAIN BENEFICIAL OWNERS AND MANAGEMENT AND RELATED STOCKHOLDER MATTERS**

Information required by this Item regarding security ownership of certain beneficial owners, directors and executive officers will be set forth in our 2009 Proxy Statement under "Security Ownership of Certain Beneficial Owners and Management" and is incorporated herein by reference.

Information required by this Item regarding our equity compensation plans will be set forth in our 2009 Proxy Statement and is incorporated herein by reference.

**ITEM 13. CERTAIN RELATIONSHIPS AND RELATED TRANSACTIONS, AND DIRECTOR INDEPENDENCE**

Information required by this Item regarding certain relationships and related transactions will be set forth in our 2009 Proxy Statement under "Related Person Transactions" and is incorporated herein by reference.

**ITEM 14. PRINCIPAL ACCOUNTANT FEES AND SERVICES**

Information required by this Item regarding auditor fees and services will be set forth in our 2009 Proxy Statement under "Independent Registered Public Accounting Firm" and is incorporated herein by reference.

**PART IV**

**ITEM 15. FINANCIAL STATEMENTS, EXHIBITS, AND FINANCIAL STATEMENT SCHEDULE**

(a) The following documents are filed as part of this Report:

(1) *Financial Statements.* See Index to Consolidated Financial Statements, which appears on page F-1 hereof. The financial statements listed in the accompanying Index to Consolidated Financial Statements are filed herewith in response to this Item.

(2) *Schedule II.* Valuation and Qualifying Accounts.

(3) *Exhibits.* See Index to Exhibits. The exhibits listed in the Index to Exhibits immediately preceding the exhibits are filed herewith in response to this Item.

**SIGNATURES**

Pursuant to the requirements of Section 13 or 15(d) of the Securities and Exchange Act of 1934, the Registrant has duly caused this report to be signed on its behalf by the undersigned, thereunto duly authorized, in Salem, Massachusetts on the 16th day of March 2009.

ATLANTIC TELE-NETWORK, INC.

By:

/s/ MICHAEL T. PRIOR

---

Michael T. Prior  
*President and Chief Executive Officer*

Pursuant to the requirements of the Securities Exchange Act of 1934 this report has been signed below by the following persons on behalf of the registrant and in the capacities indicated on the 16th day of March, 2009.

<u>Signature</u>	<u>Title</u>
<hr/> <p>/s/ MICHAEL T. PRIOR</p> <hr/> <p>Michael T. Prior</p>	President and Chief Executive Officer (Principal Executive Officer)
<hr/> <p>/s/ JUSTIN D. BENINCASA</p> <hr/> <p>Justin D. Benincasa</p>	Chief Financial Officer and Treasurer (Principal Financial and Accounting Officer)
<hr/> <p>/s/ CORNELIUS B. PRIOR, JR.</p> <hr/> <p>Cornelius B. Prior, Jr.</p>	Chairman of the Board
<hr/> <p>/s/ CHARLES J. ROESSLEIN</p> <hr/> <p>Charles J. Roesslein</p>	Director
<hr/> <p>/s/ HENRY U. WHEATLEY</p> <hr/> <p>Henry U. Wheatley</p>	Director
<hr/> <p>/s/ MARTIN L. BUDD</p> <hr/> <p>Martin L. Budd</p>	Director
<hr/> <p>/s/ BRIAN A. SCHUCHMAN</p> <hr/> <p>Brian A. Schuchman</p>	Director
<hr/> <p>/s/ THOMAS CUNNINGHAM</p> <hr/> <p>Thomas Cunningham</p>	Director

**ATLANTIC TELE-NETWORK, INC. AND SUBSIDIARIES**  
**CONSOLIDATED FINANCIAL STATEMENTS AND FINANCIAL STATEMENT SCHEDULE**  
**December 31, 2006, 2007 and 2008**

**INDEX**

	<u>Page</u>
<b>REPORT OF INDEPENDENT REGISTERED PUBLIC ACCOUNTING FIRM</b>	F-2
<b>FINANCIAL STATEMENTS</b>	
Consolidated Balance Sheets—December 31, 2007 and 2008	F-4
Consolidated Statements of Operations for the Years Ended December 31, 2006, 2007 and 2008	F-5
Consolidated Statements of Stockholders' Equity for the Years Ended December 31, 2006, 2007 and 2008	F-6
Consolidated Statements of Cash Flows for the Years Ended December 31, 2006, 2007 and 2008	F-7
<b>NOTES TO CONSOLIDATED FINANCIAL STATEMENTS</b>	F-8
<b>FINANCIAL STATEMENT SCHEDULE</b>	
Schedule II—Valuation and Qualifying Accounts for the Years Ended December 31, 2006, 2007 and 2008	F-43

## Report of Independent Registered Public Accounting Firm

To the Board of Directors and Shareholders of  
Atlantic Tele-Network, Inc.:

In our opinion, the consolidated financial statements listed in the accompanying index present fairly, in all material respects, the financial position of Atlantic Tele-Network, Inc. and its subsidiaries at December 31, 2007 and 2008, and the results of their operations and their cash flows for each of the three years in the period ended December 31, 2008 in conformity with accounting principles generally accepted in the United States of America. In addition, in our opinion, the financial statement schedule listed in the accompanying index presents fairly, in all material respects, the information set forth therein when read in conjunction with the related consolidated financial statements. Also in our opinion, the Company maintained, in all material respects, effective internal control over financial reporting as of December 31, 2008, based on criteria established in *Internal Control—Integrated Framework* issued by the Committee of Sponsoring Organizations of the Treadway Commission (COSO). The Company's management is responsible for these financial statements and financial statement schedule, for maintaining effective internal control over financial reporting and for its assessment of the effectiveness of internal control over financial reporting, included in Management's Annual Report on Internal Control over Financial Reporting appearing under Item 9A. Our responsibility is to express opinions on these financial statements, on the financial statement schedule, and on the Company's internal control over financial reporting based on our integrated audits. We conducted our integrated audits in accordance with the standards of the Public Company Accounting Oversight Board (United States). Those standards require that we plan and perform the audits to obtain reasonable assurance about whether the financial statements are free of material misstatement and whether effective internal control over financial reporting was maintained in all material respects. Our audits of the financial statements included examining, on a test basis, evidence supporting the amounts and disclosures in the financial statements, assessing the accounting principles used and significant estimates made by management, and evaluating the overall financial statement presentation. Our audit of internal control over financial reporting included obtaining an understanding of internal control over financial reporting, assessing the risk that a material weakness exists, and testing and evaluating the design and operating effectiveness of internal control based on the assessed risk. Our audits also included performing such other procedures as we considered necessary in the circumstances. We believe that our audits provide a reasonable basis for our opinions.

A company's internal control over financial reporting is a process designed to provide reasonable assurance regarding the reliability of financial reporting and the preparation of financial statements for external purposes in accordance with generally accepted accounting principles. A company's internal control over financial reporting includes those policies and procedures that (i) pertain to the maintenance of records that, in reasonable detail, accurately and fairly reflect the transactions and dispositions of the assets of the company; (ii) provide reasonable assurance that transactions are recorded as necessary to permit preparation of financial statements in accordance with generally accepted accounting principles, and that receipts and expenditures of the company are being made only in accordance with authorizations of management and directors of the company; and (iii) provide reasonable assurance regarding prevention or timely detection of unauthorized acquisition, use, or disposition of the company's assets that could have a material effect on the financial statements.

Because of its inherent limitations, internal control over financial reporting may not prevent or detect misstatements. Also, projections of any evaluation of effectiveness to future periods are subject to the risk that controls may become inadequate because of changes in conditions, or that the degree of compliance with the policies or procedures may deteriorate.

As described in Management's Annual Report on Internal Control Over Financial Reporting, management has excluded Bermuda Digital Communications from its assessment of internal control

over financial reporting as of December 31, 2008 because it was acquired by the Company in a purchase business combination during 2008. We have also excluded Bermuda Digital Communications from our audit of internal control over financial reporting. Bermuda Digital Communications is a subsidiary of the Company whose total assets and total revenues represent 10% and 7%, respectively, of the related consolidated financial statement amounts as of and for the year ended December 31, 2008.

/s/ PricewaterhouseCoopers LLP  
Boston, Massachusetts  
March 16, 2009

## ATLANTIC TELE-NETWORK, INC. AND SUBSIDIARIES

## CONSOLIDATED BALANCE SHEETS

December 31, 2007 and 2008

(In Thousands, Except Share Data)

	December 31,	
	2007	2008
<b>ASSETS</b>		
Current Assets:		
Cash and cash equivalents	\$ 71,173	\$ 79,665
Restricted cash	4,831	—
Short term investments	5,280	2,956
Accounts receivable, net of allowances of \$1.3 million and \$2.5 million, respectively	27,357	26,779
Materials and supplies	4,747	5,669
Prepaid income taxes	—	10,708
Deferred income taxes	2,007	1,443
Prepayments and other current assets	4,987	4,101
Total current assets	<u>120,382</u>	<u>131,321</u>
Fixed Assets:		
Property, plant and equipment	277,181	342,059
Less accumulated depreciation	(121,428)	(143,829)
Net fixed assets	<u>155,753</u>	<u>198,230</u>
Licenses	14,738	33,658
Goodwill	39,344	40,237
Other intangibles, net	2,349	2,456
Investment in and advances to unconsolidated affiliates	12,453	—
Deferred income taxes	5,498	8,570
Other assets	1,614	5,349
Total assets	<u>\$ 352,131</u>	<u>\$ 419,821</u>
<b>LIABILITIES AND STOCKHOLDERS' EQUITY</b>		
Current Liabilities:		
Current portion of long-term debt	\$ —	\$ 750
Accounts payable and accrued liabilities	25,618	28,707
Dividends payable	2,461	2,777
Accrued taxes	11,029	8,631
Advance payments and deposits	3,912	3,652
Other current liabilities	1,859	3,395
Total current liabilities	<u>44,879</u>	<u>47,912</u>
Deferred income taxes	20,587	28,736
Other liabilities	458	8,202
Long-term debt, excluding current portion	50,000	73,311
Total liabilities	<u>115,924</u>	<u>158,161</u>
Minority interests	27,236	32,787
Commitments and contingencies (Note 13)		
Stockholders' Equity:		
Preferred stock, \$0.01 par value per share; 10,000,000 shares authorized, none issued and outstanding	—	—
Common stock, \$0.01 par value per share; 50,000,000 shares authorized; 15,675,518 and 15,725,057 shares issued and 15,220,546 and 15,228,610 shares outstanding in 2007 and 2008, respectively	157	157
Treasury stock, at cost; 454,972 and 496,447 shares in 2007 and 2008, respectively	(3,403)	(4,560)
Additional paid-in capital	106,038	107,312
Retained earnings	108,414	132,866
Accumulated other comprehensive loss	(2,235)	(6,902)
Total stockholders' equity	<u>208,971</u>	<u>228,873</u>
Total liabilities and stockholders' equity	<u>\$ 352,131</u>	<u>\$ 419,821</u>

The accompanying notes are an integral part of these consolidated financial statements.





## ATLANTIC TELE-NETWORK, INC. AND SUBSIDIARIES

## CONSOLIDATED STATEMENTS OF OPERATIONS

For the Years Ended December 31, 2006, 2007 and 2008

(In Thousands, Except Per Share Data)

	December 31,		
	2006	2007	2008
<b>REVENUE:</b>			
Wireless	\$ 63,038	\$ 83,458	\$104,963
Local telephone and data	42,718	46,598	50,670
International long distance	46,663	52,635	47,820
Other	3,646	4,050	3,888
Total revenue	<u>156,065</u>	<u>186,741</u>	<u>207,341</u>
<b>OPERATING EXPENSES</b> (excluding depreciation and amortization unless otherwise indicated) :			
Termination and access fees	23,394	29,379	34,978
Internet and programming	3,504	3,379	3,387
Engineering and operations	19,691	23,037	24,930
Sales and marketing	10,088	15,526	13,227
General and administrative	21,892	23,136	29,772
Depreciation and amortization	24,510	26,686	31,525
Impairment of long-lived assets	—	4,400	—
Gain on disposition of long-lived assets	—	(5,961)	—
Total operating expenses	<u>103,079</u>	<u>119,582</u>	<u>137,819</u>
Income from operations	<u>52,986</u>	<u>67,159</u>	<u>69,522</u>
<b>OTHER INCOME (EXPENSE):</b>			
Interest expense	(3,739)	(2,282)	(3,144)
Interest income	1,592	2,454	1,770
Other income, net	725	2,239	439
Other income (expense), net	<u>(1,422)</u>	<u>2,411</u>	<u>(935)</u>
<b>INCOME BEFORE INCOME TAXES, MINORITY INTERESTS AND EQUITY IN EARNINGS OF UNCONSOLIDATED AFFILIATES</b>	51,564	69,570	68,587
Income taxes	25,538	28,929	29,551
<b>INCOME BEFORE MINORITY INTERESTS AND EQUITY IN EARNINGS OF UNCONSOLIDATED AFFILIATES</b>	26,026	40,641	39,036
Minority interests, net of tax of \$4.0 million, \$3.7 million and \$3.1 million, respectively	(4,993)	(4,982)	(4,973)
Equity in earnings of unconsolidated affiliates, net of tax	2,467	2,281	735
<b>NET INCOME</b>	<u>\$ 23,500</u>	<u>\$ 37,940</u>	<u>\$ 34,798</u>
<b>NET INCOME PER SHARE:</b>			
Basic	<u>\$ 1.73</u>	<u>\$ 2.50</u>	<u>\$ 2.29</u>
Diluted	<u>\$ 1.72</u>	<u>\$ 2.48</u>	<u>\$ 2.28</u>
<b>WEIGHTED AVERAGE COMMON SHARES OUTSTANDING:</b>			
Basic	<u>13,568</u>	<u>15,168</u>	<u>15,187</u>
Diluted	<u>13,672</u>	<u>15,304</u>	<u>15,255</u>
<b>DIVIDENDS PER SHARE APPLICABLE TO COMMON STOCK</b>	<u>0.52</u>	<u>0.60</u>	<u>0.68</u>

The accompanying notes are an integral part of these consolidated financial statements.

**ATLANTIC TELE-NETWORK, INC. AND SUBSIDIARIES**  
**CONSOLIDATED STATEMENTS OF STOCKHOLDERS' EQUITY**

**For the Years Ended December 31, 2006, 2007, and 2008**

**(In Thousands, Except Share Data)**

	Common Stock	Treasury Stock, at cost	Additional Paid In Capital	Retained Earnings	Accumulated Other Comprehensive Income/(Loss)	Total Stockholders Equity
Balance, December 31, 2005	\$ 129	\$(3,532)	\$ 57,069	\$ 63,320	\$ —	\$ 116,986
Issuance of 2,640,000 shares of common stock in underwritten public offering, net of offering costs	27	—	46,243	—	—	46,270
Award of shares of common stock under Directors' Remuneration Plan	—	—	60	—	—	60
Reissuance of 9,084 shares of common stock from treasury under Directors' Remuneration Plan	—	60	(60)	—	—	—
Issuance of 43,750 shares of common stock upon exercise of stock options	1	—	734	—	—	735
Issuance of 17,500 shares of common stock under 2005 Restricted Stock Plan	—	—	—	—	—	—
Repurchase of 3,333 vested shares of common stock issued under 2005 Restricted Stock Plan	—	(85)	85	—	—	—
Issuance of restricted common shares of Sovernet, Inc.	—	—	(508)	—	—	(508)
Cash paid in lieu of half-shares as a result of split of common stock	—	—	(4)	—	—	(4)
Stock-based compensation	—	—	737	—	—	737
Dividends on common stock	—	—	—	(7,221)	—	(7,221)
<i>Comprehensive income:</i>						
Net income	—	—	—	23,500	—	23,500
Adoption of SFAS No. 158, net of tax of \$1,583	—	—	—	—	(1,785)	(1,785)
Total comprehensive income						21,715
Balance, December 31, 2006	157	(3,557)	104,356	79,599	(1,785)	178,770
Reissuance of 21,000 shares of common stock from treasury for acquisition of remaining 5% interest in Commnet	—	156	473	—	—	629
Award of 2,000 shares of common stock under Directors' Remuneration Plan	—	—	94	—	—	94
Reissuance of 14,756 shares of common stock from treasury under Directors' Remuneration Plan	—	108	(108)	—	—	—
Issuance of 12,500 shares of common stock upon exercise of stock options	—	—	209	—	—	209
Issuance of 10,000 shares of common stock under 2005 Restricted Stock Plan	—	—	—	—	—	—
Repurchase of 3,333 vested shares of common stock issued under 2005 Restricted Stock Plan	—	(110)	110	—	—	—
Stock-based compensation	—	—	904	—	—	904
Dividends on common stock	—	—	—	(9,125)	—	(9,125)
<i>Comprehensive income:</i>						
Net income	—	—	—	37,940	—	37,940
Other comprehensive income, net of tax of \$398	—	—	—	—	(450)	(450)
Total comprehensive income						37,490
Balance, December 31, 2007	157	(3,403)	106,038	108,414	(2,235)	208,971
Reissuance of 876 shares of common stock from treasury under Directors' Remuneration Plan	—	7	(7)	—	—	—
Issuance of 18,125 shares of common stock upon exercise of stock options	—	—	304	—	—	304
Issuance of 31,414 shares of common stock under 2008 Equity Incentive Plan	—	—	—	—	—	—
Purchase of 42,351 shares of common stock	—	(1,164)	—	—	—	(1,164)
Stock-based compensation	—	—	977	—	—	977
Dividends on common stock	—	—	—	(10,346)	—	(10,346)
<i>Comprehensive income:</i>						
Net income	—	—	—	34,798	—	34,798
Other comprehensive income, net of tax of \$3,105	—	—	—	—	(4,667)	(4,667)
Total comprehensive income						(30,131)
Balance, December 31, 2008	\$ 157	\$(4,560)	\$107,312	\$132,866	\$ (6,902)	\$ 228,873

The accompanying notes are an integral part of these consolidated financial statements.



## ATLANTIC TELE-NETWORK, INC. AND SUBSIDIARIES

## CONSOLIDATED STATEMENTS OF CASH FLOWS

For the Years Ended December 31, 2006, 2007 and 2008

(In Thousands)

	December 31,		
	2006	2007	2008
<b>Cash flows from operating activities:</b>			
Net income	\$ 23,500	\$ 37,940	\$ 34,798
Adjustments to reconcile net income to net cash flows provided by operating activities:			
Depreciation and amortization	24,510	26,686	31,525
Provision for doubtful accounts	888	1,196	2,021
Amortization of debt discount and debt issuance costs	—	—	227
Impairment of long-lived assets	—	4,400	—
Gain on disposition of long-lived assets	—	(5,961)	—
Minority interests	4,993	4,982	4,973
Dividends received from unconsolidated affiliates	1,658	1,935	1,106
Stock-based compensation	822	1,013	977
Deferred income taxes	3,046	584	8,414
Equity in earnings of unconsolidated affiliates	(2,467)	(2,281)	(735)
Reserve for amounts due from Bridge International Communications, Inc.	255	—	—
Changes in operating assets and liabilities, excluding the effects of acquisitions:			
Accounts receivable, net	(4,134)	(8,018)	1,112
Materials and supplies, prepayments, and other current assets	(3,599)	1,106	2,826
Prepaid income taxes	—	—	(10,708)
Accounts payable and accrued liabilities	3,897	3,383	(3,782)
Accrued taxes	(1,706)	3,125	(2,164)
Other	(415)	(950)	(2,308)
Net cash provided by operating activities	<u>51,248</u>	<u>69,140</u>	<u>68,282</u>
<b>Cash flows from investing activities:</b>			
Capital expenditures	(35,465)	(48,894)	(47,353)
Acquisitions of businesses, net of cash acquired of \$1,456, \$0 and \$5,736	(8,975)	(6,715)	(23,423)
Acquisitions of assets, net of cash acquired of \$231, \$0, and \$0	(9,557)	(50)	(6,092)
(Decrease)/increase in restricted cash	—	(4,831)	4,831
Net proceeds from sale of assets	2,053	18,430	—
Sale of long term marketable maturity	1,991	—	—
Sale/(purchase) of short term investments	—	(5,280)	2,324
Net cash used in investing activities	<u>(49,953)</u>	<u>(47,340)</u>	<u>(69,713)</u>
<b>Cash flows from financing activities:</b>			
Dividends paid on common stock	(6,632)	(8,839)	(10,029)
Distribution to minority stockholders	(3,183)	(2,430)	(2,775)
Payment of debt issuance costs	—	—	(982)
Proceeds from stock option exercises	735	209	304
Proceeds from underwritten public offering of common stock, net of expenses	46,270	—	—
Repayment of long-term debt	(27,750)	—	(50,375)
Purchase of common stock	(85)	(110)	(1,164)
Investments made by minority shareholders in consolidated affiliates	1,400	—	582
Borrowings of long-term debt, net of discounts	22,000	—	74,362
Net cash provided by (used in) financing activities	<u>32,755</u>	<u>(11,170)</u>	<u>9,923</u>
Net change in cash and cash equivalents	34,050	10,630	8,492
Cash and cash equivalents, beginning of year	26,493	60,543	71,173
Cash and cash equivalents, end of year	<u>\$ 60,543</u>	<u>\$ 71,173</u>	<u>\$ 79,665</u>
<b>Supplemental cash flow information:</b>			
Interest paid	<u>\$ 3,739</u>	<u>\$ 2,282</u>	<u>\$ 3,181</u>
Taxes paid	<u>\$ 24,539</u>	<u>\$ 25,769</u>	<u>\$ 34,277</u>

The accompanying notes are an integral part of these consolidated financial statements.



## ATLANTIC TELE-NETWORK, INC. AND SUBSIDIARIES

### NOTES TO CONSOLIDATED FINANCIAL STATEMENTS

#### 1. ORGANIZATION AND BUSINESS OPERATIONS

Atlantic Tele-Network, Inc. ("ATN" or "Company") provides wireless and wireline telecommunication services in the Caribbean and North America through the following operating subsidiaries:

- Guyana Telephone & Telegraph Company, Ltd. ("GT&T"), the national and international telephone company in the Republic of Guyana and the largest wireless service provider in that country. The Company has owned 80% of the stock of GT&T since January 1991. GT&T generated approximately 61%, 57% and 47% of the Company's consolidated revenues in 2006, 2007 and 2008, respectively. The reduction in these percentages is principally due to the acquisitions noted below and the growth in those acquired operations.
- Commnet Wireless, LLC ("Commnet"), an owner and operator of wholesale wireless networks in rural areas of the United States. Commnet provides wireless voice and data communications roaming services principally to national, regional and local wireless carriers. The Company completed its acquisition of 95% of Commnet on September 15, 2006 and the remaining 5% in January 2007.
- Bermuda Digital Communications, Ltd. ("BDC"), the largest wireless voice and data communications service provider in Bermuda, doing business under the name "Cellular One". The Company acquired an equity interest in, and signed a management contract with, BDC in 1998. On May 15, 2008, BDC completed a share repurchase of its common stock. ATN did not tender any shares for repurchase, and, as a result of the transaction, increased its holdings from approximately 43% to approximately 58% of BDC's outstanding common stock. Prior to this increase in holdings, the Company accounted for its investment in BDC under the equity method and earnings from BDC did not appear in its income from operations, but were instead reflected in equity in earnings of unconsolidated affiliates. Effective with the completion of that share repurchase, the Company began consolidating BDC's balance sheet and results of operations. In September 2008, BDC began providing wireless services in Turks and Caicos through Islandcom Telecommunications, Ltd.
- Sovernet, Inc. ("Sovernet"), a facilities-based integrated voice, broadband data communications and dial-up service provider in New England and New York State. Sovernet's retail telecommunications service is delivered to business and residential customers in Vermont and New Hampshire. Through an acquisition made in 2008, Sovernet also delivers wholesale transport services in New York State through ION. The Company has owned 96% of Sovernet since its acquisition in February 2006.
- Choice Communications, LLC ("Choice"), is a leading provider of fixed wireless broadband data, and dial-up internet services to retail and business customers in the U.S. Virgin Islands. Choice is a wholly owned subsidiary of the Company.

ATN provides management, technical, financial, regulatory, and marketing services for its subsidiaries and receives a management fee equal to approximately 3% to 6% of their respective revenues. Management fees from consolidated subsidiaries are eliminated in consolidation. Management fees from unconsolidated affiliates are included in "Other Income" in the accompanying statements of operations.

In the third quarter of 2006, the Company completed the sale of 3.84 million shares of common stock at \$19.00 per share in an underwritten public offering (the "2006 Equity Offering") consisting of

ATLANTIC TELE-NETWORK, INC. AND SUBSIDIARIES

NOTES TO CONSOLIDATED FINANCIAL STATEMENTS (Continued)

**1. ORGANIZATION AND BUSINESS OPERATIONS (Continued)**

the sale by the Company of an aggregate of 2.64 million shares (2.4 million shares in July 2006 and an additional 0.24 million shares purchased by the underwriters as a part of their over-allotment option in August 2006) and 1.2 million shares by our Chairman, Cornelius B. Prior, Jr., and his related entities. The net proceeds to the Company of this offering, which were approximately \$46.3 million, were used to repay a portion of the Company's outstanding indebtedness, and have funded capital expenditures, acquisitions and/or strategic investments and general corporate purposes. The Company did not receive any proceeds from the sale of shares of the selling stockholders.

**2. SUMMARY OF SIGNIFICANT ACCOUNTING POLICIES**

*Basis of Presentation*

The consolidated financial statements include the accounts of the Company, its majority-owned subsidiaries and certain entities, which are consolidated in accordance with the provisions of Financial Accounting Standards Board ("FASB") Interpretation No. 46, "Consolidation of Variable Interest Entities, an interpretation on Accounting Research Bulletin No. 51", as revised in December 2003 ("FIN No. 46R") since it is determined that the Company is the primary beneficiary of these entities. Revenue from these entities constitutes less than 1% of total Company revenue.

On March 31, 2006, the Company completed a 5-for-2 split of its common stock which was effectuated as a stock dividend. ATN stockholders, as of the record date, received three additional shares of common stock for every two shares of common stock held on that date. The additional shares were distributed to stockholders on March 31, 2006. The accompanying financial statements have been retroactively adjusted to reflect the stock split. Certain reclassifications have been made to the 2007 financial statements to conform to the 2008 presentation.

*Use of Estimates*

The preparation of financial statements in conformity with accounting principles generally accepted in the United States of America requires management to make estimates and assumptions that affect the reported amounts of assets and liabilities and disclosure of contingent assets and liabilities at the dates of the financial statements and the reported amounts of revenues and expenses during the reporting periods. The most significant estimates relate to allowance for doubtful accounts, useful lives of the Company's fixed and finite-lived intangible assets, allocation of purchase price to assets acquired and liabilities assumed in purchase business combinations, fair value of indefinite-lived intangible assets, goodwill and income taxes. Actual results could differ significantly from those estimates.

*Cash and Cash Equivalents*

The Company considers all investments with an original maturity of three months or less at date of purchase to be cash equivalents. The Company places its cash and temporary investments with banks and other institutions that it believes have a high credit quality. At December 31, 2007 and 2008, respectively, the Company had deposits with banks in excess of FDIC insured limits and \$19.4 million of its cash is on deposit with non-insured institutions such as corporate money market issuers. The Company's cash and cash equivalents are not subject to any restriction. As of December 31, 2007 and 2008, the Company held \$4.8 million and \$14.9 million of its cash in Guyana dollars. While there are risks associated with the conversion of Guyana dollars to U.S. dollars due to limited liquidity in the Guyana foreign currency markets, it has not prevented the Company from converting Guyana dollars

ATLANTIC TELE-NETWORK, INC. AND SUBSIDIARIES

NOTES TO CONSOLIDATED FINANCIAL STATEMENTS (Continued)

**2. SUMMARY OF SIGNIFICANT ACCOUNTING POLICIES (Continued)**

into U.S. dollars within a given three month period or from converting at a price that reasonably approximates the reported exchange rate.

***Short Term Investments***

The Company classifies short term investments as available-for-sale in accordance with the provisions of SFAS No. 115, "Accounting for Certain Investments in Debt and Equity Securities." These securities are carried at fair market value, with unrealized gains and losses reported as a component of other comprehensive income (loss) in stockholders' equity. Gains or losses on securities sold are based on the specific identification method. Short term investments at December 31, 2008 and 2007 consist of certificates of deposit held in U.S. dollars by GT&T that has an original maturity date greater than three months. There were no gains or losses, realized or unrealized, with respect to short term investments in any year presented.

***Materials and Supplies***

Materials and supplies primarily include handsets, customer premise equipment, cables, and poles and are carried at weighted average cost.

***Fixed Assets***

The Company's fixed assets are recorded at cost and depreciated using the straight-line method generally between 3 and 39 years. Repairs and replacements of minor items of property are charged to maintenance expense as incurred. The cost of fixed assets in service and under construction includes an allocation of indirect costs applicable to construction.

The consolidated balance sheets include accruals of \$0.8 million and \$1.1 million as of December 31, 2007 and 2008, respectively, for estimated costs associated with asset retirement obligations.

***Goodwill and Other Indefinite-Lived Intangible Assets***

Goodwill represents the excess of consideration paid over the fair value of net assets acquired in purchase business combinations. In accordance with SFAS No. 142 "Goodwill and Other Intangible Assets", goodwill and other indefinite-lived intangible assets (telecommunications licenses) are tested for impairment on an annual basis or more frequently if events or changes in circumstances indicate that the asset might be impaired.

The carrying value of each reporting unit, including goodwill assigned to that reporting unit, is compared to its fair value determined using a discounted cash flow model. If the fair value of the reporting unit does not exceed the carrying value of the reporting unit, including goodwill, an analysis is performed to determine if a goodwill impairment charge should be recorded.

The Company assesses the recoverability of telecommunications licenses using a discounted cash flow valuation method. Management believes that telecommunications licenses have an indefinite life based on historical ability to renew such licenses, that such renewals may be obtained indefinitely and at little cost, and that the related technology used is not expected to be replaced in the foreseeable future. If the value of these assets was impaired by some factor, such as an adverse change in the subsidiary's operating market, the Company may be required to record an impairment charge. The



**ATLANTIC TELE-NETWORK, INC. AND SUBSIDIARIES**

**NOTES TO CONSOLIDATED FINANCIAL STATEMENTS (Continued)**

**2. SUMMARY OF SIGNIFICANT ACCOUNTING POLICIES (Continued)**

impairment test consists of a comparison of the fair value of telecommunications licenses with their carrying amount on a license by license basis.

The Company performed impairment tests of its goodwill and licenses as of December 31, 2007 and 2008 noting no impairment as of those dates.

See Note 6 for additional information on transactions relating to goodwill and other intangible assets.

***Long-Lived Assets***

In accordance with SFAS No. 144, "Accounting for Impairment or Disposal of Long-Lived Assets", the Company evaluates the carrying value of long-lived assets, including property and equipment, in relation to the operating performance and future undiscounted cash flows of the underlying business whenever events or changes in circumstances indicate that the carrying amount of an asset may not be recoverable. An impairment loss exists when estimated undiscounted cash flows attributable to an asset are less than its carrying amount. If an asset is deemed to be impaired, the amount of the impairment loss recognized represents the excess of the asset's carrying value as compared to its estimated fair value, based on management's assumptions and projections.

Management's estimate of the future cash flows attributable to its long-lived assets and the fair value of its businesses involve significant uncertainty. Those estimates are based on management's assumptions of future results, growth trends and industry conditions. If those estimates are not met, the Company could have additional impairment charges in the future, and the amounts may be material.

During the fourth quarter of 2007, the Company determined that certain assets of Choice Communications became impaired, and as such, recorded a \$4.4 million impairment charge in its 2007 statement of operations. See Note 10 for additional information on the impairment charge.

***Minority Interests***

The minority interests in the accompanying consolidated balance sheets reflect the original investments by the minority stockholders in GT&T, Commnet's consolidated subsidiaries, BDC and its consolidated subsidiary and Sovernet and its consolidated subsidiary, along with their proportional share of the earnings or losses, net of any distributions.

## ATLANTIC TELE-NETWORK, INC. AND SUBSIDIARIES

## NOTES TO CONSOLIDATED FINANCIAL STATEMENTS (Continued)

## 2. SUMMARY OF SIGNIFICANT ACCOUNTING POLICIES (Continued)

*Comprehensive Income*

For the three years ending December 31, 2008, comprehensive income included net income for each year and the following other items (in thousands):

	Projected Pension Benefit Obligation	Interest Rate Swap Agreement	Accumulated Other Comprehensive Loss
Balance at December 31, 2005	\$ —	\$ —	\$ —
Adoption of FAS 158	(3,368)	—	(3,368)
Tax effect	1,583	—	1,583
Balance at December 31, 2006	(1,785)	—	(1,785)
Adjustment	(848)	—	(848)
Tax effect	398	—	398
Balance at December 31, 2007	(2,235)	—	(2,235)
Adjustment	248	(8,020)	(7,772)
Tax effect	(103)	3,208	3,105
Balance at December 31, 2008	<u>\$ (2,090)</u>	<u>\$ (4,812)</u>	<u>\$ (6,902)</u>

*Revenue Recognition*

*Revenue Recognition.* In determining the appropriate amount of revenue to recognize for a particular transaction, we apply the criteria established by Staff Accounting Bulletin (or SAB) No. 104 "Revenue Recognition" and defer those items that do not meet the recognition criteria. As a result of the cutoff times of our billing cycles, we are often required to estimate the amount of revenues earned but not billed from the end of each billing cycle to the end of each reporting period. These estimates are based primarily on rate plans in effect and historical evidence with each customer or carrier. Adjustments affecting revenue can and occasionally do occur in periods subsequent to the period when the services were provided, billed and recorded as revenue, however historically these adjustments have not been material.

A small portion of our revenue is attributable to activation or reactivation fees, installation fees and equipment sales. We evaluate these transactions in accordance with the guidance prescribed in Emerging Issues Task Force Issue No. 00-21 "Accounting for Revenue Arrangement with Multiple Deliverables" and, where the amounts charged for such services or the equipment does not represent a separate unit of accounting, these amounts are deferred and recognized ratably over the estimated customer relationship period.

We apply judgment when assessing the ultimate realization of receivables, including assessing the probability of collection and the current credit-worthiness of customers. We establish an allowance for doubtful accounts sufficient to cover probable and reasonably estimable losses. Our estimate of the allowance for doubtful accounts considers collection experience, aging of the accounts receivable, the credit quality of customer and, where necessary, other macro-economic factors.

ATLANTIC TELE-NETWORK, INC. AND SUBSIDIARIES

NOTES TO CONSOLIDATED FINANCIAL STATEMENTS (Continued)

2. SUMMARY OF SIGNIFICANT ACCOUNTING POLICIES (Continued)

*Income Taxes*

The Company accounts for income taxes under SFAS No. 109, "Accounting for Income Taxes." The Company's provision for income taxes is comprised of a current and deferred portion. The current income tax provision is calculated as the estimated taxes payable or refundable on tax returns for the current year. The deferred income tax provision is calculated for the estimated future tax effects attributable to temporary differences and carryforwards using expected tax rates in effect in the years during which the differences are expected to reverse.

The Company does not provide for United States income taxes on earnings of foreign subsidiaries as such earnings are considered to be indefinitely reinvested.

The Company currently has significant deferred tax assets, resulting from tax credit carryforwards and deductible temporary differences. The Company provides a valuation allowance against a portion of its deferred tax assets. In assessing the realization of deferred tax assets, management weighs the positive and negative evidence to determine if it is more likely than not that some or all of the deferred tax assets will be realized. The ultimate realization of deferred tax assets is dependent upon the generation of future taxable income in the appropriate tax jurisdiction. A decrease in the Company's valuation allowance could result in an immediate material income tax benefit, an increase in total assets and stockholder's equity and could have a significant impact on earnings in future periods.

The Company's estimate of the value of its tax reserves contains assumptions based on past experiences and judgments about the interpretation of statutes, rules and regulations by taxing jurisdictions. It is possible that the ultimate resolution of these matters may be greater or less than the amount that the Company estimated. If payment of these amounts proves to be unnecessary, the reversal of the liabilities would result in tax benefits being recognized in the period in which it is determined that the liabilities are no longer necessary. If the estimate of tax liabilities proves to be less than the ultimate assessment, a further charge to expense would result.

On January 1, 2007, the Company adopted FASB Interpretation No. 48, *Accounting for Uncertainty in Income Taxes—an interpretation of FASB Statement No. 109* ("FIN 48"), which clarifies the accounting for uncertainty in tax positions. FIN No. 48 prescribes a two-step process to determine the amount of tax benefit to be recognized. First, the tax position must be evaluated to determine the likelihood that it will be sustained upon external examination. If the tax position is deemed "more-likely-than-not" to be sustained, the tax position is then assessed to determine the amount of benefit to recognize in the financial statements. The amount of the benefit that may be recognized is the largest amount that has a greater than 50 percent likelihood of being realized upon ultimate settlement. The adoption of FIN 48 did not have a material impact on the results of operations or financial position of the Company.

The Company evaluated its uncertain tax positions relating to its various tax matters and rulings in Guyana and determined that no adjustment was to be recorded to the estimated settlement amounts previously recorded prior to the adoption of FIN 48. As noted in Note 13, due to various arrangements and relationships in place with the government of Guyana, there is no expectation that interest and penalties will be assessed upon reaching final settlement of the matters. There is no expected settlement date and upon settlement, which might not occur in the near future, the payment may vary significantly from the amounts currently recorded. The Company will continue to update amounts recorded as new developments arise.

## ATLANTIC TELE-NETWORK, INC. AND SUBSIDIARIES

## NOTES TO CONSOLIDATED FINANCIAL STATEMENTS (Continued)

## 2. SUMMARY OF SIGNIFICANT ACCOUNTING POLICIES (Continued)

*Credit Concentrations and Significant Customers*

The following table indicates the percentage of revenues generated from a single customer that exceeds 10% of the Company's consolidated revenue in any of the past three years:

<u>Customer</u>	<u>2006</u>	<u>2007</u>	<u>2008</u>
A	19%	22%	17%
B	10%	8%	7%

No other customer accounted for more than 10% of consolidated revenue in any of the past three years.

The following table indicates the percentage of accounts receivable, net of allowances, from customers that exceeds 10% of the Company's consolidated accounts receivable as of December 31, 2007 and 2008:

<u>Customer</u>	<u>2007</u>	<u>2008</u>
A	31%	19%
B	9%	14%

*Foreign Currency Gains and Losses*

With regard to GT&T operations, for which the U.S. dollar is the functional currency, foreign currency transaction gains and losses are included in determining net income. At each balance sheet date, balances denominated in foreign currencies are adjusted to reflect the current exchange rate. For 2006, 2007 and 2008, the value of the Guyana dollar remained constant at approximately G\$205 to one U.S. dollar and so no foreign currency gains or losses have been recorded.

*Fair Value of Financial Instruments*

The Company's financial instruments at December 31, 2007 included cash and cash equivalents, short term investments, accounts receivable, accounts payable and debt. The Company's financial instruments at December 31, 2008 also include an interest rate swap agreement. As of December 31, 2007 and 2008, the estimated fair values of all of the Company's financial instruments approximate their carrying values.

SFAS No. 157 provides a framework for measuring fair value and requires expanded disclosures regarding fair value measurements. SFAS No. 157 defines fair value as the price that would be received for an asset or the exit price that would be paid to transfer a liability in the principal or most advantageous market in an orderly transaction between market participants on the measurement date. SFAS No. 157 also establishes a fair value hierarchy that requires an entity to maximize the use of observable inputs, where available. The following summarizes the three levels of inputs required by SFAS No. 157, as well as the assets and liabilities that we value using those levels of inputs.

The following tables present information (in thousands) about our monetary assets and liabilities that are measured and recorded at fair value on a recurring basis as of December 31, 2008, and indicates the fair value hierarchy of the valuation and recorded techniques we utilized to determine such fair value. In general, fair values determined by Level 1 inputs utilize quoted prices (unadjusted)

## ATLANTIC TELE-NETWORK, INC. AND SUBSIDIARIES

## NOTES TO CONSOLIDATED FINANCIAL STATEMENTS (Continued)

## 2. SUMMARY OF SIGNIFICANT ACCOUNTING POLICIES (Continued)

in active markets for identical assets or liabilities. Fair values determined by Level 2 inputs utilize data points that utilize observable such as quoted prices, interest rates and yield curves. Fair values determined by Level 3 inputs are unobservable data points for the asset or liability, and includes situations where there is little, if any, market activity for the asset or liability. As of December 31, 2008, the Company did not have any Level 3 assets or liabilities.

Description	Quoted Prices in	Significant Other	Total
	Active Markets (Level 1)	Observable Inputs (Level 2)	
Certificates of deposit	\$ —	\$ 5,456	\$ 5,456
Money market funds	19,367	—	19,367
<b>Total assets measured at fair value</b>	<b>\$ 19,367</b>	<b>\$ 5,456</b>	<b>\$24,823</b>
Interest rate swap (Note 8)	\$ —	\$ 8,020	\$ 8,020
<b>Total liabilities measured at fair value</b>	<b>\$ —</b>	<b>\$ 8,020</b>	<b>\$ 8,020</b>

*Net Income Per Share*

Net income per share is computed in accordance with SFAS No. 128, "Earnings Per Share." Basic net income per share is computed by dividing net income by the weighted average number of common shares outstanding during the period and does not include any other potentially dilutive securities. Diluted net income per share gives effect to all potentially dilutive securities using the treasury stock method.

At December 31, 2007, the Company had two stock-based employee compensation plans (i) the 1998 Stock Option Plan and (ii) the 2005 Restricted Stock Plan. These two plans were replaced in 2008 with the Company's 2008 Equity Incentive Plan. This Plan is more fully described in Note 9.

The reconciliation from basic to diluted weighted average common shares outstanding is as follows (in thousands):

	For the Year Ending December 31,		
	2006	2007	2008
Basic weighted average common shares outstanding	13,568	15,168	15,187
Unvested shares	58	42	12
Stock options	46	94	56
Diluted weighted average common shares outstanding	<u>13,672</u>	<u>15,304</u>	<u>15,255</u>

## ATLANTIC TELE-NETWORK, INC. AND SUBSIDIARIES

## NOTES TO CONSOLIDATED FINANCIAL STATEMENTS (Continued)

## 2. SUMMARY OF SIGNIFICANT ACCOUNTING POLICIES (Continued)

The following notes the number of common shares not included in the above calculation because the effects of such were anti-dilutive:

	<u>For the Year Ending December 31,</u>		
	<u>2006</u>	<u>2007</u>	<u>2008</u>
Unvested shares	—	—	7
Stock options	23	50	246
Total	<u>23</u>	<u>50</u>	<u>253</u>

**Stock Based Compensation**

The Company issued 132,000 options to purchase common stock in 2006; 205,000 options to purchase common stock in 2007 and 76,500 options to purchase common stock during 2008. The Company applied the fair value recognition provisions of SFAS No. 123(R) and is expensing the fair value of such grants over the vesting period of four years. Relating to these grants, the Company recognized \$361,000, \$522,000 and \$604,000 of non-cash share based compensation expense during 2006, 2007 and 2008, respectively. See Note 9 for assumptions used to calculate the fair value of the options granted.

The Company has also issued 17,500 restricted shares of common stock in 2006; 10,000 restricted shares of common stock in 2007, and 31,414 restricted shares of common stock during 2008. These shares were accounted for using the provisions of SFAS No. 123(R) and are being charged to income based upon their fair values over their vesting period of three or four years. Non-cash equity-based compensation expense, related to the vesting of shares issued, was \$344,000 in 2006 and \$364,000 and \$373,000 in 2007 and 2008, respectively.

**Recent Accounting Pronouncements**

In September 2008, the FASB issued FASB Staff Position (FSP) No. EITF 03-6-1, *Determining Whether Instruments Granted in Share-Based Payment Transactions Are Participating Securities* ("FSP No. EITF 03-6-1"). Under the provisions of this standard, unvested awards of share-based payments with non-forfeitable rights to receive dividends or dividend equivalents are considered participating securities for purposes of calculating earnings per share. FSP No. EITF 03-6-1 is effective for financial statements issued for fiscal years and interim periods beginning after December 15, 2008. As the right of our unvested restricted stock awards to receive dividends or dividend equivalents are forfeitable, the adoption of FSP No. EITF 03-6-1 will not have an impact on our consolidated financial statements.

In April 2008, the FASB issued FASB Staff Position No. 142-3, *Determination of the Useful Life of Intangible Assets* ("FSP No. 142-3"). FSP No. 142-3 amends the factors that should be considered in developing renewal or extension assumptions used to determine the useful life of a recognized intangible asset under FAS No. 142, "Goodwill and Other Intangible Assets" ("FAS No. 142"). The intent of FSP FAS No. 142-3 is to improve the consistency between the useful life of a recognized intangible asset under FAS No. 142 and the period of expected cash flows used to measure the fair value of the asset under FAS No. 141R and other U.S. generally accepted accounting principles. FSP FAS No. 142-3 is effective for financial statements issued for fiscal years beginning after December 15,

ATLANTIC TELE-NETWORK, INC. AND SUBSIDIARIES

NOTES TO CONSOLIDATED FINANCIAL STATEMENTS (Continued)

2. SUMMARY OF SIGNIFICANT ACCOUNTING POLICIES (Continued)

2008. We do not expect FSP FAS No. 142-3 to have a material impact on our consolidated financial statements.

In March 2008, the FASB issued SFAS No. 161, *Disclosures about Derivative Instruments and Hedging Activities—an amendment of FASB Statement No. 133* ("SFAS 161"). SFAS 161 amends and expands the disclosure requirements of Statement 133 to provide a better understanding of how and why an entity uses derivative instruments, how derivative instruments and related hedged items are accounted for, and their effect on an entity's financial position, financial performance, and cash flows. SFAS 161 is effective for interim and annual periods beginning after November 15, 2008. We do not expect that the adoption of SFAS 161 will have a material impact on our consolidated financial statements.

Effective January 1, 2008, we implemented Statement of Financial Accounting Standard No. 157, *Fair Value Measurement* ("SFAS 157"), for our financial assets and liabilities that are re-measured and reported at fair value at each reporting period, and non-financial assets and liabilities that are re-measured and reported at fair value at least annually. In accordance with the provisions of FASB staff position No. FAS 157-2, *Effective Date of FASB Statement No. 157*, we have elected to defer implementation of SFAS 157 as it relates to all of our non-financial assets and non-financial liabilities that are recognized and disclosed at fair value in the financial statements on a nonrecurring basis until January 1, 2009. We are evaluating the impact, if any, this standard will have on our non-financial assets and liabilities. The adoption of SFAS 157 to our financial assets and liabilities and non-financial assets and liabilities that are re-measured and reported at fair value at least annually did not have a material impact on our consolidated financial statements.

Effective January 1, 2008, we adopted SFAS No. 159, *The Fair Value Option for Financial Assets and Financial Liabilities* ("SFAS 159"). SFAS 159 permits entities to choose to measure certain financial instruments and other eligible items at fair value when the items are not otherwise currently required to be measured at fair value. Upon adoption, we did not elect the fair value option for any new items within the scope of SFAS 159 and, therefore, the adoption of SFAS 159 did not have an impact on our consolidated financial statements.

In December 2007, the FASB issued FAS No. 141 (revised 2007), *Business Combinations* ("FAS No. 141R"). This statement establishes principles and requirements for how the acquirer in a business combination (i) recognizes and measures in its financial statements the identifiable assets acquired, the liabilities assumed, and any noncontrolling interest in the acquiree, (ii) recognizes and measures the goodwill acquired in the business combination or a gain from a bargain purchase, and (iii) determines what information to disclose to enable users of the financial statements to evaluate the nature and financial effects of the business combination. FAS No. 141R is effective for interim and annual periods beginning after December 15, 2008. The impact of the standard on our consolidated financial statements will depend on the number and magnitude of any business combinations that are consummated after January 1, 2009.

In December 2007, the FASB issued SFAS No. 160, *Noncontrolling Interests in Consolidated Financial Statements, an amendment of Accounting Research Bulletin No. 51, Consolidated Financial Statements* ("SFAS No. 160"). SFAS No. 160 changes the accounting and reporting for minority interests by recharacterizing them as noncontrolling interests and classifying them as a component of stockholders' equity in our consolidated balance sheet. Our consolidated statements of operations will include: net income from Atlantic Tele-Network and the minority stockholders' share of earnings and a

ATLANTIC TELE-NETWORK, INC. AND SUBSIDIARIES

NOTES TO CONSOLIDATED FINANCIAL STATEMENTS (Continued)

2. SUMMARY OF SIGNIFICANT ACCOUNTING POLICIES (Continued)

new category called net earnings attributable to Atlantic Tele-Network, which is similar to our current presentation of net income. SFAS No. 160 will also expand disclosures to clearly distinguish between our interests and the interests' of noncontrolling owners. SFAS No. 160 is effective beginning January 1, 2009 and will be applied prospectively, except for presentation and disclosure requirements, which will be applied retrospectively for all periods presented. SFAS No. 160 will not impact the calculation of net income or earnings per share attributable to Atlantic Tele-Network shareholders.

In December 2008, the FASB issued an FSP on SFAS No. 132(R)-1, *Employers' Disclosures about Postretirement Benefit Plan Assets* ("FSP SFAS 132(R)-1"). FSP SFAS 132(R)-1 provides additional guidance on an employer's disclosures about plan assets of a defined benefit pension or other postretirement plan. The adoption of this interpretation will increase the disclosures in the financial statements related to the assets of an employers' defined benefit pension plan. FSP SFAS 132(R)-1 is effective in 2010. The Company does not anticipate that FSP SFAS 132(R)-1 will have a material impact on our consolidated financial statements.

3. ACQUISITIONS

*Commnet Wireless, LLC*

During 2005, the Company completed the acquisition of 95% of the equity of Commnet Wireless, LLC, a provider of roaming services in rural areas of the United States.

In January 2007, the Company agreed to purchase the remaining 5% ownership interest for \$6.5 million and 21,000 shares of our common stock, valued as of the date of issuance, at approximately \$0.6 million. Of the total purchase price paid of \$7.1 million, \$1.7 million, \$1.1 million and \$1.3 million was allocated to fixed assets, licenses and minority interests, respectively. The remaining \$3.0 million was allocated to goodwill.

*Additional Acquisitions Completed by Commnet*

During 2006, Commnet completed the following four acquisitions (the "2006 Commnet Acquisitions"):

On January 1, 2006, Commnet completed two acquisitions of wireless roaming networks located in Northeast Missouri and Central Arizona. Commnet acquired the 65% of MoCelCo, LLC that it did not previously own for \$6.5 million in cash as well as all of the assets of a privately held network in Gila County, Arizona, that it previously managed, for \$1.7 million in cash. These two acquisitions consisted of a cellular license, a PCS license and 22 GSM cell sites.

In July 2006, and in accordance with the Commnet merger agreement, the Company, as required, purchased an additional 12.375% interest in Commnet of Florida, LLC for \$1.5 million. Subsequent to the investment, the Company owns 49% of Commnet of Florida which is consolidated for financial reporting purposes, under the provisions of FIN No. 46R.

During August 2006, Commnet acquired the remaining 20% of Excomm, LLC for \$1.5 million in cash. Excomm, LLC consists primarily of a cellular license and cell sites.

The January and August acquisitions were accounted for as asset purchases by the Company. The total purchase consideration of \$9.7 million was allocated to the assets acquired and liabilities assumed at their estimated fair values as of the date of acquisition as determined by management. Included in



ATLANTIC TELE-NETWORK, INC. AND SUBSIDIARIES

NOTES TO CONSOLIDATED FINANCIAL STATEMENTS (Continued)

3. ACQUISITIONS (Continued)

this allocation was \$9.0 million attributable to certain telecommunications licenses. In accordance with current accounting standards, the licenses will not be amortized and will be tested for impairment at least annually as required by SFAS No. 142, "Goodwill and Other Intangible Assets". For tax purposes, the Company elected to step up the basis of these acquisitions' assets to fair market value and, therefore, the licenses will be deductible for tax purposes.

The 2006 Commnet Acquisitions were funded with cash on hand and borrowings on ATN's revolving credit facility.

On December 31, 2008, Commnet completed the acquisition of the wireless network assets of CC Communications, a telecommunications company based in Fallon, Nevada. The total purchase price of \$7.5 million included \$5.8 million allocated to equipment and the remaining \$1.7 million allocated to telecommunications licenses.

*Sovernet, Inc.*

On February 10, 2006, the Company completed the acquisition of Sovernet, Inc., ("Sovernet") a facilities-based provider of communications services to business and residential customers in Vermont, including bundled voice and high-speed internet access, as well as traditional dial-up internet services. In connection with the acquisition, ATN acquired all of the outstanding common stock of Sovernet for approximately \$13.2 million, including the repayment of approximately \$1.4 million in Sovernet debt and the payment of transaction expenses of \$0.5 million. At the closing of the transaction, the Company issued shares of Sovernet's common stock amounting to 4% of Sovernet's outstanding capital stock to Sovernet's chief executive, subject to vesting requirements and other restrictions. The Company recognized \$116,000 of non-cash compensation expense during 2006 and 2007 and \$127,000 of non-cash compensation expense during 2008 relating to the shares issued to Sovernet's chief executive. The Company funded the transaction through a combination of cash on hand and borrowings under its existing credit facility. The acquisition of Sovernet allowed the Company to expand its local telephone and data business into the under-served, smaller markets of Vermont and northern New England.

The acquisition of Sovernet was accounted for using the purchase method and Sovernet's results of operations since February 10, 2006, the date of acquisition, have been included in the financial statements of the Company. The total purchase consideration was allocated to the assets acquired and liabilities assumed at their estimated fair values as of the date of acquisition as determined by management. Included in this allocation was \$5.0 million attributable to Sovernet's relationships with its existing customers as of the date of acquisition. The excess of the purchase price over the amounts allocated to assets acquired and liabilities assumed has been recorded as goodwill. The Company originally recorded \$8.1 million of goodwill in connection with the acquisition of Sovernet. However, such amount was reduced by \$1.7 million (net of tax) during 2006 as a result of the Company's recording of certain transactions which related to a pre-acquisition period. The value of the goodwill from this acquisition can be attributed to a number of business factors including, but not limited to, the reputation of Sovernet as a retail provider of internet and telephone services as well as a network operator, Sovernet's reputation for customer care, the skills and experience of its management and staff and the strategic position it holds in its marketplace. In accordance with current accounting standards, the goodwill will not be amortized and will be tested for impairment at least annually as required by SFAS No. 142, "Goodwill and Other Intangible Assets". The customer relationships will be amortized, on an accelerated basis, over the expected period during which their economic benefits are to be

ATLANTIC TELE-NETWORK, INC. AND SUBSIDIARIES

NOTES TO CONSOLIDATED FINANCIAL STATEMENTS (Continued)

3. ACQUISITIONS (Continued)

realized over a period of approximately 5 years. For tax purposes, the goodwill and amortization of the customer relationships are not deductible.

In August 2008, Sovernet acquired 75% of the equity of ION, LLC ("ION"), an upstate New York provider of high capacity communications network transport services. The acquisition of ION continues the Company's strategy of providing high quality network services to underserved rural markets. Beginning with the acquisition date of August 15, 2008, the Company began consolidating ION's balance sheet and the operating results of ION into its results of operations.

The transaction was accounted for using the purchase method and the \$5.9 million of cash consideration was allocated to the Company's share of the assets acquired and liabilities assumed at their estimated fair values as of the acquisition date. No goodwill or intangible assets were recorded in connection with this transaction.

The results of ION are included in the Company's "Integrated Telephony-Domestic" segment as reported in Note 15.

*Bermuda Digital Communications, Ltd.*

On May 15, 2008, the Company's equity interest in BDC increased from 43% to 58% as a result of BDC's repurchase of \$17.0 million of shares from other shareholders. Prior to this increase in equity interest, the Company accounted for its investment in BDC under the equity method and earnings from BDC did not appear in its income from operations, but were instead reflected in equity in earnings of unconsolidated affiliates. The Company began consolidating BDC's balance sheet and results of operations from May 16, 2008, the date that we obtained control of BDC, and includes such results in the Company's Island Wireless segment as reported in Note 15.

The transaction was accounted for using the purchase method and the \$17.0 million of cash consideration was allocated to the Company's increased share of the assets acquired and liabilities assumed at their estimated fair values as of May 15, 2008. Included in the allocation of the purchase price was \$9.4 million of licenses, \$0.9 million attributable to BDC's relationships with its existing customers and trade name as of the date of acquisition and \$6.0 million allocable to other acquired assets and liabilities at fair value. The excess of the purchase price over the amounts allocated to assets acquired and liabilities assumed of \$0.6 million has been recorded as goodwill. The value of the goodwill from this acquisition can be attributed to a number of business factors including, but not limited to, the reputation of BDC as a retail provider of wireless services as well as a network operator, BDC's reputation for customer care, the skills and experience of its management and staff and the strategic position it holds in its marketplace. The customer relationships will be amortized, on an accelerated basis, over the expected period during which their economic benefits are to be realized, which is expected to be ten years. For tax purposes, the goodwill and amortization of the customer relationships will not be deductible.

On September 1, 2008, BDC completed its acquisition of 42% of the equity of Islandcom Telecommunications ("Islandcom"), a provider of wireless telecommunication services in Turks and Caicos. If current laws, which restrict foreign ownership of companies operating in Turks and Caicos, are changed, BDC will be able to increase its ownership in Islandcom from 42% to 77% through the exercise of a warrant received as a part of the acquisition. The value of the warrant was determined to be \$0.6 million based upon the estimated value of Islandcom's shares and the likelihood that the

## ATLANTIC TELE-NETWORK, INC. AND SUBSIDIARIES

## NOTES TO CONSOLIDATED FINANCIAL STATEMENTS (Continued)

## 3. ACQUISITIONS (Continued)

current laws are changed. The Company, through its majority representation on Islandcom's board of directors exercises control and as a result, the Company has consolidated the balance sheet and operating results of Islandcom since the date of acquisition.

The Islandcom transaction was accounted for using the purchase method and the \$5.5 million of consideration was allocated to the Company's share of the assets acquired and liabilities assumed at their estimated fair values as of the acquisitions date. The allocation of the purchase price, as determined by management, included \$6.4 million of telecommunications licenses.

Islandcom, which further expands the Company's wireless networks into under-served markets, is included in the Company's "Island Wireless" segment as reported in Note 15.

In accordance with current accounting standards, the goodwill and licenses will not be amortized and will be tested for impairment at least annually as required by SFAS No. 142, "Goodwill and Other Intangible Assets".

The following table reflects unaudited pro forma results of operations of the Company 2007 and 2008 assuming that the acquisitions of BDC, Islandcom and ION had occurred at the beginning of each period presented (in thousands, except per share data):

	Year Ended December 31,			
	2007		2008	
	As Reported	As Adjusted	As Reported	As Adjusted
Revenue	\$ 186,741	\$ 212,975	\$ 207,341	\$ 217,433
Net income	\$ 37,940	\$ 33,013	\$ 34,798	\$ 32,320
Earnings per share:				
Basic	\$ 2.50	\$ 2.18	\$ 2.29	\$ 2.13
Diluted	\$ 2.48	\$ 2.16	\$ 2.28	\$ 2.12

## 4. ACCOUNTS RECEIVABLE

As of December 31, 2007 and 2008, accounts receivable consist of the following (in thousands):

	2007	2008
Subscribers, net of allowance for doubtful accounts of \$0.4 million and \$1.3 million in 2007 and 2008, respectively	\$ 7,990	\$10,221
Connecting carriers, net of allowance for doubtful accounts of \$0.9 million and \$1.2 million in 2007 and 2008, respectively	18,906	16,286
Other	461	272
Total accounts receivable, net	<u>\$27,357</u>	<u>\$26,779</u>

## ATLANTIC TELE-NETWORK, INC. AND SUBSIDIARIES

## NOTES TO CONSOLIDATED FINANCIAL STATEMENTS (Continued)

## 5. FIXED ASSETS

As of December 31, 2007 and 2008, property, plant, and equipment consist of the following (in thousands):

	Useful Life		
	(in Years)	2007	2008
Telecommunications equipment	5-15	\$230,050	\$288,430
Office and computer equipment	3-10	18,246	20,307
Buildings	15-39	12,147	13,492
Transportation vehicles	3-10	4,090	4,199
Leasehold improvements	3-20	2,180	2,557
Land	—	967	1,104
Furniture and fixtures	5-10	606	1,254
Total plant in service		<u>268,286</u>	<u>331,343</u>
Construction in progress		8,895	10,716
Total property, plant, and equipment		<u>\$277,181</u>	<u>\$342,059</u>

Depreciation and amortization of fixed assets using the straight-line method over the assets estimated useful life for the years ended December 31, 2006, 2007 and 2008 was \$23.0 million, \$25.5 million and \$30.9 million, respectively.

## 6. INTANGIBLE ASSETS

*Goodwill and Telecommunications Licenses*

The Company evaluated the carrying value of the goodwill and licenses as of December 31, 2007 and 2008 and determined that these assets were not impaired.

## ATLANTIC TELE-NETWORK, INC. AND SUBSIDIARIES

## NOTES TO CONSOLIDATED FINANCIAL STATEMENTS (Continued)

## 6. INTANGIBLE ASSETS (Continued)

The changes in the carrying amount of goodwill, by operating segment, for the three years ended December 31, 2008 were as follows (in thousands):

	Integrated Telephony—			Consolidated
	Rural Wireless	Domestic	Island Wireless	
Balance at December 31, 2005	29,031	—	—	29,031
Adjustments to Commnet goodwill	144	—	—	144
Acquisition of Sovernet, including deferred taxes of \$1,817	—	8,065	—	8,065
Pre-acquisition Sovernet transactions, net of deferred taxes of \$1,105	—	(1,657)	—	(1,657)
Balance at December 31, 2006	29,175	6,408	—	35,583
Acquisition of 5% interest in Commnet	2,951	—	—	2,951
Pre-acquisition Sovernet transactions	—	454	—	454
Adjustments to Commnet goodwill	22	—	—	22
Adjustments to Sovernet goodwill	—	334	—	334
Balance at December 31, 2007	32,148	7,196	—	39,344
Pre-acquisition Sovernet transactions	—	110	—	110
Acquisition of 75% interest in ION	—	165	—	165
Acquisition of additional 15% interest in BDC	—	—	618	618
Balance at December 31, 2008	<u>\$32,148</u>	<u>\$ 7,471</u>	<u>\$ 618</u>	<u>\$ 40,237</u>

*Other Intangibles*

Included in the allocation of the assets acquired and liabilities assumed in the Sovernet and BDC acquisitions was \$5.0 million and \$0.5 million attributable to Sovernet's and BDC's relationships with its existing customers, respectively, as of the date of their acquisitions. The customer relationships are being amortized, on an accelerated basis, over the expected period during which their economic benefits are to be realized. The Company recorded \$1.2 million and \$0.8 million of amortization during 2007 and 2008, respectively. The cost and accumulated amortization of customer relationships at December 31, 2008 was \$5.9 million and \$3.5 million respectively and for December 31, 2007 was \$5.0 million and \$2.7 million respectively.

## ATLANTIC TELE-NETWORK, INC. AND SUBSIDIARIES

## NOTES TO CONSOLIDATED FINANCIAL STATEMENTS (Continued)

## 6. INTANGIBLE ASSETS (Continued)

Future amortization of customer relationships, by operating segment, is as follows:

	Integrated Telephony—		Consolidated
	Domestic	Island Wireless	
2009	\$ 515	\$ 93	\$ 608
2010	495	74	569
2011	495	59	554
2012	71	47	118
2013	—	38	38
Thereafter	—	152	152
Total	<u>\$ 1,576</u>	<u>\$ 463</u>	<u>\$ 2,039</u>

Also included in the allocation of the assets acquired and liabilities assumed in the acquisition of BDC was \$0.4 million attributable to BDC's trade name, an indefinite-lived asset. The Company evaluated the carrying value of the BDC's trade name as of December 31, 2008 and determined that this asset was not impaired.

## 7. LONG-TERM DEBT

Long-term debt comprises the following (in thousands):

	December 31,	December 31
	2007	2008
Note payable—\$50 million term loan	\$ 50,000	\$ —
Note payable—\$75 million term loan	—	74,625
	<u>50,000</u>	<u>74,625</u>
Less: current portion	—	(750)
Total long term debt	<u>50,000</u>	<u>73,875</u>
Less: debt discount	—	(564)
Net carrying amount	<u>\$ 50,000</u>	<u>\$ 73,311</u>

*2005 Loan Facility*

On August 31, 2007, the Company, as borrower, amended and restated its credit agreement with CoBank, ACB and Banco Popular de Puerto Rico (the "2005 CoBank Credit Agreement"). The 2005 CoBank Credit Agreement provided a \$50 million term loan (the "2005 Term Loan") and a \$20 million revolving credit facility (the "2005 Revolver Facility", together with the 2005 Term Loan, the "2005 Credit Facility"). The 2005 Credit Facility was guaranteed by our Commnet and Sovernet subsidiaries and was collateralized by, among other things, a security interest in substantially all of the assets of and stock owned by ATN, Commnet and Sovernet. The 2005 Term Loan had principal repayments deferred until the maturity of the loan on October 31, 2010. Interest on the 2005 Term Loan was payable on a quarterly basis at a fixed annual interest rate of 5.85%, net of any patronage payments received by the Company from the bank. Amounts outstanding under the 2005 Revolver Facility (none as of September 30, 2008) accrued interest at a rate equal to (at the Company's option): (i) LIBOR plus a

## ATLANTIC TELE-NETWORK, INC. AND SUBSIDIARIES

## NOTES TO CONSOLIDATED FINANCIAL STATEMENTS (Continued)

## 7. LONG-TERM DEBT (Continued)

margin ranging from 1.25% to 1.50% or (ii) a variable rate of interest as defined within the 2005 Revolver Facility plus 1%.

The 2005 CoBank Credit Agreement contained certain affirmative and negative covenants of ATN and its subsidiaries (including Commnet) that were typical for loan facilities of this type. Among other things, these covenants restricted ATN's ability to incur additional debt in the future or to incur liens on its property. ATN also agreed to maintain certain financial ratios under the facilities, including a total leverage ratio (debt to EBITDA) of two to one or less; a debt service coverage ratio (EBITDA to debt service) of three to one or more; an equity to assets ratio of 0.4 to one or more; and a specified leverage ratio for Commnet of 5.00 to one or less.

*2008 Loan Facility*

On September 10, 2008, the Company, as borrower, entered into a credit agreement with CoBank, ACB and other lenders as referenced within the credit agreement (the "2008 CoBank Credit Agreement"). The 2008 CoBank Credit Agreement replaced the 2005 Credit Agreement and provides a \$75 million term loan (the "2008 Term Loan") as well as a \$75 million revolving credit facility (the "2008 Revolver Facility", together with the 2008 Term Loan, the "2008 Credit Facility").

The 2008 Term Loan matures on September 10, 2015 and requires quarterly repayments of principal of \$0.2 million through June 30, 2013 and quarterly repayments of principal of \$1.4 million from September 30, 2013 to June 30, 2015. The remaining outstanding principal balance is to be repaid on September 10, 2015 when the 2008 Term Loan matures.

Future principal repayments of the 2008 Term Loan are as follows:

2009	\$ 750
2010	750
2011	750
2012	750
2013	3,188
Thereafter	68,437
Total principal repayments	<u>\$74,625</u>

The 2008 Revolver Facility matures on September 10, 2014 and includes a \$5 million letter of credit facility. At December 31, 2008, no amounts have been drawn under the 2008 Revolver Facility.

All borrowings under the 2008 Credit Facility bear interest at a rate, selected by the Company from one of the options as defined within the agreement, plus a margin. Such interest rate options include i) a base rate, defined as the greater of the prime rate or the federal funds rate plus 0.5%, or ii) a LIBOR rate. Margins for base rate borrowings range from 0% to 0.5%, depending upon the Company's leverage ratio while margins for LIBOR borrowings range from 1.25% to 2% also depending upon the Company's leverage ratio. Borrowings as of December 31, 2008, including the interest rate swap agreement in Note 8, were bearing a weighted average interest rate of 5.50%.

The 2008 Credit Facility is guaranteed by the Company's Commnet, Sovernet and Choice subsidiaries, along with certain of the Company's other domestic subsidiaries, and is collateralized by a security interest in substantially all of the assets of the Company and the guarantor subsidiaries,

## ATLANTIC TELE-NETWORK, INC. AND SUBSIDIARIES

### NOTES TO CONSOLIDATED FINANCIAL STATEMENTS (Continued)

#### 7. LONG-TERM DEBT (Continued)

including Commnet, Sovernet and Choice, and a pledge of the stock of certain of the Company's direct and indirect, domestic and foreign, subsidiaries, including its principal operating subsidiaries, and stock owned by the Company.

The 2008 Credit Agreement contains certain affirmative and negative covenants of the Company and its subsidiaries. Among other things, these covenants restrict the Company's ability to incur additional debt in the future or to incur liens on its property. The 2008 Credit Agreement also requires the Company to maintain certain financial ratios including a net leverage ratio of less than or equal to 3.0 to 1, an interest coverage ratio of greater than or equal to 3.5 to 1 and an equity to assets ratio of greater than or equal to 0.4 to 1. As of December 31, 2008, the Company was in compliance with all of the financial covenants of the 2008 CoBank Credit Agreement.

See Note 8 for a discussion regarding the Company's interest rate swap that corresponds to a portion of our variable rate debt in order to effectively hedge interest rate risk.

#### 8. DERIVATIVE INSTRUMENTS AND HEDGING ACTIVITIES

On September 23, 2008 the Company executed an interest rate swap. The Company's objective in using the derivative is to add stability to interest expense and to manage its exposure to adverse changes in interest rates. The interest rate swap has a notional amount of \$68.0 million, receives 1 month LIBOR, and pays a fixed rate of 4.42%. The interest rate swap effectively converts the variable interest payments on \$68.0 million of debt to a fixed rate of 4.42% plus any credit spread, if applicable, over the life of the agreement. The interest rate swap has an effective date of October 15, 2008, and a maturity date of September 15, 2015.

Statement of Financial Accounting Standards No. 133, *Accounting for Derivative Instruments and Hedging Activities* (SFAS 133), as amended and interpreted, establishes accounting and reporting standards for derivative instruments, including certain derivative instruments embedded in other contracts, and for hedging activities. As required by SFAS 133, the Company records all derivatives on the balance sheet at fair value. The accounting for changes in the fair value of derivatives depends on the intended use of the derivative and the resulting designation. Derivatives used to hedge the exposure to variability in expected future cash flows, or other types of forecasted transactions, are considered cash flow hedges.

For derivatives designated as cash flow hedges, the effective portion of changes in the fair value of the derivative is initially reported in other comprehensive income (outside of earnings) and subsequently reclassified to earnings when the hedged transaction affects earnings, and the ineffective portion of changes in the fair value of the derivative is recognized directly in earnings. The Company assesses the effectiveness of its interest rate derivative by comparing the changes in fair value or cash flows of the derivative hedging instrument with the changes in fair value or cash flows of the designated hedged item or transaction.

At December 31, 2008 the interest rate swap had a fair value of (\$8.0 million) which was included in other liabilities. No hedge ineffectiveness was recognized for the year ending December 31, 2008. For the year ended December 31, 2008 the change in net unrealized losses on the cash flow hedge reported in the consolidated statements of changes in shareholders' equity was \$8.0 million, net of an income tax benefit of \$3.2 million. The change in net unrealized gains/losses on cash flow hedges reflects a reclassification of \$0.2 million of net unrealized losses from accumulated other comprehensive



ATLANTIC TELE-NETWORK, INC. AND SUBSIDIARIES

NOTES TO CONSOLIDATED FINANCIAL STATEMENTS (Continued)

**8. DERIVATIVE INSTRUMENTS AND HEDGING ACTIVITIES (Continued)**

income to interest expense during 2008. Amounts reported in accumulated other comprehensive income related to derivatives will be reclassified to interest expense as interest payments are made on the Company's variable-rate debt.

**9. EQUITY**

*Common Stock*

The Company has paid quarterly dividends on its common stock since January 1999.

*Treasury Stock*

During 2006, the Company reissued 9,084 shares from treasury to directors under the Director's Remuneration Plan. Also during 2006, the Company repurchased 3,333 shares issued to management under the Company's 2005 Restricted Stock Plan for approximately \$85,000 the fair value of the shares as of the date of the vesting, and in order to satisfy statutory minimum withholding obligations. The Company recognized a tax benefit of \$30,000 in connection with the vesting and repurchase of such shares.

During 2007, the Company reissued 21,000 shares from treasury in connection with the acquisition of the remaining 5% interest in Commnet (see Note 3). Also during 2007, the Company reissued 14,756 shares from treasury to directors under the Directors' Plan and repurchased 3,333 shares issued to management under the Company's 2006 Restricted Stock Plan for \$110,000 the fair value of the shares as of the date of the vesting, and to satisfy statutory minimum withholding obligations. The Company recognized a tax benefit of approximately \$39,000 in connection with the vesting and repurchase of such shares.

During 2008, the Company reissued 876 shares from treasury to a director under the Director's Remuneration Plan. Also during 2008, the Company repurchased 42,351 shares of its common stock at an aggregate cost of \$1,164,000 or an average price of \$27.48 per share.

*Stock Based Compensation*

In May 2008, at the Company's Annual Meeting of Stockholders, the Company's stockholders approved the 2008 Equity Incentive Plan (the "2008 Plan"). The 2008 Plan replaced the 1998 Stock Option Plan, the 2005 Restricted Stock Plan and the Director's Remuneration Plan (collectively and including the 2008 Plan the "Share Based Plans"), under which no further awards will be made. The 2008 Plan allows for the grant of stock options, restricted stock, restricted stock units, stock equivalents and awards of shares of common stock that are not subject to restrictions or forfeiture. A total of 1,500,000 shares have been reserved to be granted under the 2008 Plan.

*Stock Options*

Stock options issued under the Share Based Plans have terms of either seven years or ten years and vest annually and ratably over a period of four years.

## ATLANTIC TELE-NETWORK, INC. AND SUBSIDIARIES

## NOTES TO CONSOLIDATED FINANCIAL STATEMENTS (Continued)

## 9. EQUITY (Continued)

The following table summarizes stock option activity under the Company's share-based plans:

	Number of Options	Weighted Avg. Exercise Price	Weighted Average Remaining Contractual Term (Years)	Aggregate Intrinsic Value
Outstanding at January 1, 2008	455,750	\$ 24.93		
Granted	76,500	27.92		
Forfeited	—	—		
Exercised	(18,125)	16.80		
Outstanding at December 31, 2008	514,125	\$ 25.66	7.53	\$ 1,840,308
Vested and expected to vest at December 31, 2008	445,956	\$ 25.32	7.42	\$ 1,693,941
Exercisable at December 31, 2008	187,254	\$ 22.52	6.84	\$ 1,048,475

The 445,956 options vested and expected to vest as of December 31, 2008 represent \$1.5 million in unamortized stock based compensation which will be recognized over a weighted average of 2.6 years.

The following table summarizes information relating to options granted and exercised during 2006, 2007 and 2008:

	2006	2007	2008
Weighted average of fair value of options granted	\$ 6.14	\$ 6.93	\$ 7.97
Aggregate intrinsic value of options exercised	486,325	171,170	243,563
Cash proceeds received upon exercise of options	735,000	209,000	304,500
Tax benefits realized upon exercise of options	186,000	87,000	84,000

The aggregate intrinsic value represents the total pre-tax intrinsic value (the difference between our closing common stock price on December 31, 2008 and the exercise price, multiplied by the number of the in-the-money stock options) that would have been received by the stock option holders had all stock options holders exercised their stock options on December 31, 2008. The amount of aggregate intrinsic value will change based on the fair market value of our common stock.

The estimated fair value of the options granted were determined using a Black Scholes option pricing model, based on the following assumptions:

	Options Granted in		
	2006	2007	2008
Risk-free interest rate	4.4% to 5.1%	4.2% to 4.5%	1.9% to 2.8%
Expected dividend yield	1.9% to 2.6%	1.7% to 2.1%	1.9% to 3.2%
Expected life	4.8 to 6.25 years	4.8 to 6.25 years	6.25 years
Expected volatility	30% to 35%	40%	39% to 44%

The Company recognized \$361,000, \$522,000 and \$604,000 respectively, of stock compensation expense relating to the granting of stock options during 2006, 2007 and 2008, respectively.

## ATLANTIC TELE-NETWORK, INC. AND SUBSIDIARIES

## NOTES TO CONSOLIDATED FINANCIAL STATEMENTS (Continued)

## 9. EQUITY (Continued)

*Restricted Stock*

Restricted stock issued under the Share Based Plans vest ratably over four years.

The following table summarizes restricted stock activity during the year ended December 31, 2008:

	Weighted Avg.	
	Shares	Fair Value
Unvested as of January 1, 2008	39,498	\$ 19.62
Granted	31,414	24.16
Vested and issued	(24,183)	15.73
Unvested as of December 31, 2008	46,729	\$ 24.69
Expected to vest at December 31, 2008	36,582	\$ 24.54

The weighted average grant date fair value of shares granted for 2007 and 2008 were \$32.98 per share and \$24.16 per share, respectively. In connection with the grant of restricted shares, the Company recognized \$344,000, \$364,000 and \$373,000 of compensation expense within its statements of operations for 2006, 2007 and 2008, respectively. The weighted average fair value of shares vested and issued during 2008 was \$15.73 per share.

The 34,084 of shares expected to vest as of December 31, 2008 represent \$718,000 in unamortized stock based compensation which will be recognized over a weighted average of 3.3 years.

## 10. IMPAIRMENT AND DISPOSITION OF LONG-LIVED ASSETS

During the fourth quarter of 2007, Choice Communications was notified that it would be denied certain tax benefits by the U.S. Virgin Islands government. With the denial of such benefits, the Company evaluated each of Choice's two product lines and determined that telecommunications equipment relating to its wireless digital television services was impaired. As a result, the Company recorded a \$4.4 million charge in its 2007 statement of operations as the fair value of the assets, determined by using the assets' discounted estimated future cash flows, was below the carrying value of the assets by such amount. However, based on a separate impairment test, the Company determined that no impairment existed as of December 31, 2007 relating to Choice's internet service (including both the broadband data and dial-up products) based on a separate impairment test performed.

In December 2007, Commnet sold, to a national carrier, 59 base stations along with spectrum licenses in two Midwestern states for total consideration of \$17.0 million and recorded a pre-tax gain on the sale of \$5.0 million. At the same time, Commnet acquired spectrum, and agreed to lease additional spectrum and build a network in rural areas in three states. This new network is expected to consist of at least 70 base stations, and, in return for a long-term roaming agreement with this carrier, Commnet committed to completing the network build by March 31, 2008. The agreement also provides the carrier a purchase option on the new base stations exercisable beginning in 2010 through 2012 at a predetermined price each year intended to reflect the estimated fair value of the base stations at those times.

During the first half of 2007, Commnet sold certain telecom assets for net proceeds of \$1.8 million, predominantly in western states, and recognized a gain on the sale of such assets of \$1.3 million.

## ATLANTIC TELE-NETWORK, INC. AND SUBSIDIARIES

## NOTES TO CONSOLIDATED FINANCIAL STATEMENTS (Continued)

## 10. IMPAIRMENT AND DISPOSITION OF LONG-LIVED ASSETS (Continued)

During August 2007, the Company sold all of its assets in Haiti to Access Haiti, S.A., a Haitian company in which the Chairman of the Company's Board of Directors is a significant equity holder. After taking into account outstanding claims, legal and other related expenses incurred in connection with the transaction and the dissolution of the Company's Haitian Subsidiaries the Company recognized a loss of approximately \$0.3 million (see Note 14).

## 11. INCOME TAXES

The following is a reconciliation from the tax computed at statutory income tax rates to the Company's income tax expense for the years ended December 31, 2006, 2007, and 2008 (in thousands):

	2006	2007	2008
Tax computed at statutory U.S. federal income tax rates	\$18,048	\$24,812	\$24,149
Income taxes in excess (below) statutory U.S. tax rates:			
Guyana	7,540	5,145	5,131
Bermuda	—	—	(560)
Valuation allowance on capital loss carryforward	—	(1,484)	—
Guyanese tax reserve	—	—	(310)
Other, net	(50)	456	1,141
Income tax expense	<u>\$25,538</u>	<u>\$28,929</u>	<u>\$29,551</u>

The components of income (loss) before income taxes, minority interests and equity in earnings of unconsolidated affiliates for the years ended December 31, 2006, 2007 and 2008 are as follows (in thousands):

	2006	2007	2008
Domestic	\$11,294	\$31,377	\$32,028
Foreign	40,270	38,193	36,559
Total	<u>\$51,564</u>	<u>\$69,570</u>	<u>\$68,587</u>

The components of income tax expense for the years ended December 31, 2006, 2007 and 2008 are as follows (in thousands):

	2006	2007	2008
Current:			
United States—Federal	\$ 2,347	\$ 9,867	\$ 3,675
United States—State	482	483	547
Foreign	19,663	17,688	16,915
Deferred:			
United States—Federal	3,037	540	9,080
United States—State	525	199	156
Foreign	(516)	152	(822)
	<u>\$25,538</u>	<u>\$28,929</u>	<u>\$29,551</u>

## ATLANTIC TELE-NETWORK, INC. AND SUBSIDIARIES

## NOTES TO CONSOLIDATED FINANCIAL STATEMENTS (Continued)

## 11. INCOME TAXES (Continued)

The significant components of deferred tax assets and liabilities are as follows as of December 31, 2007 and 2008 (in thousands):

	2007	2008
Deferred tax assets:		
Receivables reserve	\$ 526	\$ 737
Temporary differences not currently deductible for tax	1,481	706
Foreign tax credit carryforwards	16,983	16,983
Valuation allowance on foreign tax credit carryforwards	(11,734)	(11,734)
Net operating losses—state	34	27
Pension benefits	215	86
Interest rate swap	—	3,208
Total deferred tax asset	<u>\$ 7,505</u>	<u>\$ 10,013</u>
Deferred tax liabilities:		
Differences between book and tax basis of fixed assets	\$ 17,223	\$ 25,660
Differences between book and tax basis of intangible assets	3,310	3,076
Other	54	—
Total deferred tax liabilities	<u>\$ 20,587</u>	<u>\$ 28,736</u>
Net deferred tax liabilities	<u>\$ 13,082</u>	<u>\$ 18,723</u>

The Company's foreign tax credit carryforwards start to expire in 2011 and continue to expire through 2016.

The undistributed earnings of the Company's foreign subsidiaries are considered to be indefinitely reinvested and, accordingly, no U.S. federal and state income taxes have been provided thereon. Determination of the amount of unrecognized deferred U.S. income tax liability is not practical because of the complexities associated with its hypothetical calculation; however, unrecognized foreign tax credits would be available to reduce a portion of the U.S. tax liability.

As indicated in Note 2, the Company adopted FIN 48, "Accounting for Uncertainty in Income Taxes" on January 1, 2007. The following shows the activity related to unrecognized tax benefits during the two years ended December 31, 2008 (in thousands):

Gross unrecognized tax benefits at January 1, 2007	\$6,000
Increases in tax positions	301
Gross unrecognized tax benefits at December 31, 2007	6,301
Decrease in tax positions from prior years	(301)
Lapse in statute of limitations	(310)
Gross unrecognized tax benefits at December 31, 2008	<u>\$5,690</u>

All \$5.7 million would affect the effective tax rate if recognized. The Company accrues interest and penalties related to unrecognized tax benefits in its provision for income taxes, if material. During 2007 and 2008, no penalties or interest were accrued for.

## ATLANTIC TELE-NETWORK, INC. AND SUBSIDIARIES

## NOTES TO CONSOLIDATED FINANCIAL STATEMENTS (Continued)

**11. INCOME TAXES (Continued)**

The Company and its subsidiaries file income tax returns in the U.S. and in various state and local jurisdictions. The statute of limitations related to the consolidated U.S. federal income tax return is closed for all tax years up to and including 2004. The expiration of the statute of limitations related to the various state income tax returns that the Company and subsidiaries file varies by state. The Company's consolidated federal tax return and any significant state tax returns are not currently under examination. The Company does not expect that the amount of unrecognized tax benefits relating to U.S. tax matters will change significantly within the next 12 months.

The Company also files an income tax return in Guyana. See Note 13 relating to certain tax matters pertaining to those filings. There is no expected settlement date of those matters and upon settlement, which might not occur in the near future, the payment may vary significantly from the amounts currently recorded. The Company will continue to update amounts recorded as new developments arise.

**12. RETIREMENT PLANS**

The Company has a noncontributory defined benefit pension plan for eligible employees of GT&T who meet certain age and employment criteria. Contributions are intended to provide not only for benefits attributed for service to date but also for those expected to be earned in the future. The Company's funding policy is to contribute to the plan such amounts as are actuarially determined to meet funding requirements. The benefits are based on the participants' average salary or hourly wages during the last three years of employment and credited service years.

The weighted average rates assumed in the actuarial calculations for the pension plan are as follows as of December 31, 2006, 2007 and 2008:

	<u>2006</u>	<u>2007</u>	<u>2008</u>
Discount rate	7.5%	7.25%	7.5%
Annual salary increase	7.5%	7.5%	7.5%
Expected long term return on plan assets	8.0%	8.0%	8.0%

The expected long-term rate of return on pension plan assets was determined based on several factors including input from pension investment consultants, projected long-term returns of equity and bond indices in Guyana and the United States, and historical returns over the life of the related obligations of the fund. GT&T, in conjunction with its pension investment consultants, reviews its asset allocation periodically and rebalances its investments when appropriate in an effort to earn the expected long-term returns. The Company will continue to evaluate its long-term rate of return assumptions at least annually and will adjust them as necessary.

## ATLANTIC TELE-NETWORK, INC. AND SUBSIDIARIES

## NOTES TO CONSOLIDATED FINANCIAL STATEMENTS (Continued)

## 12. RETIREMENT PLANS (Continued)

Changes during the year in the projected benefit obligations and in the fair value of plan assets are as follows for 2007 and 2008 (in thousands):

	<u>2007</u>	<u>2008</u>
Projected benefit obligations:		
Balance at beginning of year:	\$8,204	\$9,675
Service cost	487	499
Interest cost	642	683
Benefits paid	(517)	(311)
Actuarial loss	859	(595)
Balance at end of year	<u>\$9,675</u>	<u>\$9,951</u>
Plan assets:		
Balance at beginning of year:	\$8,542	\$9,217
Actual return on plan assets	540	212
Company contributions	652	649
Benefits paid	(517)	(311)
Balance at end of year	<u>\$9,217</u>	<u>\$9,767</u>
Under funded status of plan	<u>\$ (458)</u>	<u>\$ (184)</u>

The plan's weighted-average asset allocations at December 31, 2007 and 2008, by asset category are as follows:

	<u>2007</u>	<u>2008</u>
Equity securities	16.3%	13.0%
Debt securities	63.2	32.6
Cash deposits, money market funds and other	20.5	54.4
Total	<u>100.0%</u>	<u>100.0%</u>

GT&T's investment policy for its pension assets is to have a reasonably balanced investment approach, with a long-term bias toward debt investments. GT&T's strategy allocates plan assets among equity, debt and other assets in both Guyana and the United States to achieve long-term returns without significant risk to principal. The fund is prohibited under Guyana law from investing in the equity, debt or other securities of the employer, its subsidiaries or associates of the employer or any company of which the employer is a subsidiary or an associate. Furthermore, the plan must invest between 70%-80% of its total plan assets within Guyana.

## ATLANTIC TELE-NETWORK, INC. AND SUBSIDIARIES

## NOTES TO CONSOLIDATED FINANCIAL STATEMENTS (Continued)

## 12. RETIREMENT PLANS (Continued)

Amounts recognized on the Company's consolidated balance sheets consist of (in thousands):

	As of December 31,	
	2007	2008
Other liabilities	\$ (458)	\$ (184)
Accumulated other comprehensive loss, net of tax	2,235	2,090
<b>Total</b>	<b>\$1,777</b>	<b>\$1,906</b>

Amounts recognized in accumulated other comprehensive loss consist of (in thousands):

	2007	2008
Net actuarial loss	\$(4,171)	\$(3,934)
Prior service cost	(45)	(34)
Accumulated other comprehensive loss, pre-tax	\$(4,216)	\$(3,968)
Accumulated other comprehensive loss, net of tax	\$(2,235)	\$(2,090)

Components of the plan's net periodic pension cost are as follows for the years ended December 31, 2006, 2007 and 2008 (in thousands):

	2006	2007	2008
Service cost	\$ 383	\$ 487	\$ 500
Interest cost	456	642	683
Expected return on plan assets	(620)	(717)	(764)
Amortization of unrecognized net actuarial loss	99	177	193
Amortization of prior service costs	11	11	11
Net periodic pension cost	\$ 329	\$ 600	\$ 623

For 2009 the Company expects to contribute approximately \$682,000 to its pension plan and amortize \$186,000 of unrecognized net actuarial loss and \$11,000 of prior service costs.

The following estimated pension benefits, which reflect expected future service, as appropriate, are expected to be paid over the next ten years as indicated below (in thousands):

Fiscal Year	Pension Benefits
2009	\$ 249
2010	293
2011	346
2012	385
2013	429
2014-2018	2,863
	<b>\$ 4,565</b>



ATLANTIC TELE-NETWORK, INC. AND SUBSIDIARIES

NOTES TO CONSOLIDATED FINANCIAL STATEMENTS (Continued)

13. COMMITMENTS AND CONTINGENCIES

**Regulatory and Litigation Matters**

The Company and its subsidiaries are subject to certain regulatory and legal proceedings and other claims arising in the ordinary course of business, some of which involve claims for damages and taxes that are substantial in amount. The Company believes that, except for the items discussed below, for which the Company is currently unable to predict the final outcome, the disposition of proceedings currently pending will not have a material adverse effect on the Company's financial position or results of operations.

**Regulatory**

The Company's Guyana subsidiary, GT&T, is subject to regulation in Guyana under the provisions of its license and under the Guyana Public Utilities Commission Act of 1999 and the Guyana Telecommunications Act of 1990. GT&T also has certain significant rights and obligations under the agreement pursuant to which the Company acquired its interest in GT&T in 1990 and because of the large volume of traffic that GT&T has with the United States, GT&T can be significantly affected by orders of U.S. regulatory agencies.

In a letter dated September 8, 2006, the NFMU agreed that GT&T's total spectrum fees should not increase for the years 2006 and 2007. However, that letter implied that spectrum fees in 2008 and onward may be increased beyond the amount agreed between GT&T and the Government. GT&T restated its position in a September 14, 2006 letter to the Government that, by agreement with the Government, spectrum fees should be capped until the NFMU develops a fee methodology, acceptable to all GSM Spectrum licensees. In correspondence to GT&T in June 2007, the NFMU stated, without indicating whether a fee methodology would be developed, that the cap on GSM spectrum fees will be removed in December 2007. In a letter dated July 3, 2007 to the NFMU, GT&T objected to the NFMU's proposed action and reiterated its position that an increase in fees prior to development of an acceptable methodology would violate the Government's prior agreement. The NFMU has not addressed this matter or issued an invoice to GT&T for 2008 spectrum fees.

Since 2001, the Government has stated its intention to introduce additional competition into Guyana's telecommunications sector. In 2002, the Government held formal discussions with GT&T regarding this matter. During 2008, at the request of the Government, GT&T met with high-ranking members of the Government to discuss potential modifications of GT&T's exclusivity rights and the introduction of competition for international voice and data services. ATN and GT&T believe that such competition is precluded by GT&T's exclusive license to provide domestic fixed and international voice and data services in Guyana, which has a stated expiration in December 2010 and is renewable for an additional 20 year term at GT&T's option.

ATN and GT&T believe that any early termination of our exclusivity would require our consent and appropriate compensation to GT&T, as well as the satisfactory resolution of certain long-standing claims between us and the Government relating to certain tax and other matters. In addition, certain modifications to the legal and regulatory regime governing the telecommunications market sector in Guyana will be necessary. The Government of Guyana has acknowledged that a transition to full competition will require a significant rebalancing of local and long distance rates for domestic and international services provided by GT&T. During 2008, GT&T held discussions with the Government to

ATLANTIC TELE-NETWORK, INC. AND SUBSIDIARIES

NOTES TO CONSOLIDATED FINANCIAL STATEMENTS (Continued)

13. COMMITMENTS AND CONTINGENCIES (Continued)

develop an appropriate methodology and process to implement rate rebalancing during and after a transition to competition. We have been open about our willingness to consider foregoing renewal of our international exclusivity rights in 2010 as part of an overall settlement and agreement.

In October 2008, GT&T was informally notified that the Government has retained the services of a US-based law firm and a consultant to develop the legislative and regulatory reforms necessary to introduce telecommunications competition in Guyana. GT&T has met informally with those persons to discuss the process and possible timing of any legislation or regulatory initiative. In those discussions, GT&T was informed that draft legislation liberalizing the telecommunications sector in Guyana may be available as early as the second half of 2009. At this time, ATN and GT&T do not know whether or how any draft legislation will address GT&T's exclusive license, and if so, whether it would be pursuant to an agreement between GT&T and the Government. Other than entering into such an agreement on terms acceptable to us, ATN and GT&T would seek to enforce GT&T's rights by law and contract to be the exclusive provider of domestic fixed and international voice and data services in Guyana and would pursue any other legitimate avenues of recourse available to us. Although ATN and GT&T believe that they would be entitled to damages for any involuntary termination of that exclusive license, ATN and GT&T cannot guarantee that we would prevail in any court or arbitration proceeding or that our actions would effectively halt any unilateral action by the Government.

On January 15, 2007, the Public Utilities Commission ("PUC") issued a ruling that fixed floor and ceiling rates for both the pre-paid and the post-paid cellular services offered by GT&T and its competition. GT&T's national competitor has been offering promotions that appear to us to violate the floor on cellular rates. We believe the PUC has acted in an unreasonably discriminatory manner in favor of GT&T's primary competitor by not enforcing the minimum and maximum rates (among other regulations) and, in late 2007, GT&T filed a lawsuit contesting the PUC's enforcement approach. That lawsuit remains outstanding. During 2008, the PUC expressed its intent to revisit the floor rate and, possibly, eliminate it.

In January 2007, the PUC ordered GT&T and Digicel to implement per-second billing for cellular airtime as opposed to the pre-existing practice of per-minute billing for airtime. Per-second billing has contributed to GT&T's declining wireless revenue. The PUC has proposed, and held hearings on, requiring per-second billing in place of the current per minute billing practices in international long distance services. Any such action by the PUC could have an adverse effect on GT&T's financial condition or results of operations.

In October 1997, the PUC ordered GT&T to increase the number of telephone lines in service to a total of 69,278 lines by the end of 1998; 89,054 lines by the end of 1999; and 102,126 lines by the end of 2000; to allocate and connect an additional 9,331 telephone lines before the end of 1998; and to provide to subscribers who request them certain calling features ( *e.g.* call waiting) by the end of 1998. In issuing this order, the PUC did not hear evidence or make any findings on the cost of providing these lines and services, the adjustment in telephone rates that may be necessary to give GT&T a fair return on its investment, or the method of financing the requirements of the PUC's order. GT&T has appealed the PUC's order to the Guyana Court of Appeal, and that appeal is still pending. No stay currently exists against this order.

ATLANTIC TELE-NETWORK, INC. AND SUBSIDIARIES

NOTES TO CONSOLIDATED FINANCIAL STATEMENTS (Continued)

13. COMMITMENTS AND CONTINGENCIES (Continued)

*Litigation*

Upon the acquisition of GT&T in 1990, ATN entered into an agreement with the government of Guyana to significantly expand GT&T's existing facilities and telecommunications operations and to improve service within a three-year period pursuant to an expansion and service improvement plan (the "Plan"). The government agreed to permit rate increases in the event of currency devaluation within the three-year period, but GT&T was unable to get timely increases when the Guyanese currency suffered a sharp decline in March 1991. The Plan was modified in certain respects, and the date for completion of the Plan was extended to February 1995. Since 1995, the PUC has had pending a proceeding initiated by the Minister of Telecommunications of Guyana with regard to the failure of GT&T to complete the Plan by February 1995. The PUC last held hearings on this matter in 1998. It is GT&T's position that its failure to receive timely rate increases in compensation for the devaluation of currency in 1991 provides legal justification for GT&T's delay in completing the Plan. If the PUC were to find that GT&T was not excused from fulfilling the terms of the Plan by February 1995, GT&T could be subject to monetary penalties, cancellation of its license, or other action by the PUC or the government that could have a material adverse effect on the Company's business and prospects. The requirements of the Plan were substantially completed more than five years ago. GT&T believes that its obligations have been fulfilled and it has continued to aggressively develop the telecommunications infrastructure in all areas including landline, wireless and data.

GT&T is contesting, in the High Court of Guyana, approximately \$7.3 million in income tax assessed by the commissioner of Inland Revenue for the years 1991 to 1996. The amount in dispute represents the amount of deductions GT&T claimed during those years for advisory fees payable to ATN that were denied by the Guyana Commission of Inland Revenue (the "Commission"). The deductibility of these advisory fees was upheld for one of these years by a decision of the High Court in August 1995. The Commission has filed a High Court Writ, which GT&T has opposed, requesting the High Court to set aside this decision. The assessments for the other years are being held in abeyance pending decision on the Writ and GT&T motions to strike. Subsequent to December 31, 2001, GT&T received assessments for the years 1997-2000 in the aggregate amount of approximately \$6.5 million raising the same issues. GT&T expects that proceedings on these assessments will also be held in abeyance pending the Court's decision.

In November 1997, GT&T received assessments of the current equivalent of approximately \$9.7 million from the commissioner of Inland Revenue for taxes for the years 1991 through 1996. It is GT&T's understanding that these assessments stem from an audit that the Guyana High Court stayed before it was completed. Apparently, because the audit was cut short as a result of the High Court's order, GT&T did not receive notice of, and an opportunity to respond to, the proposed assessments as is the customary practice in Guyana, and substantially all of the issues raised in the assessments appear to be based on mistaken facts. GT&T has applied to the Guyana High Court for an order prohibiting the commissioner of Inland Revenue from enforcing the assessments on the grounds that the origin of the audit and the failure to give GT&T notice of, and opportunity to respond to, the proposed assessments violated Guyanese law. The Guyana High Court has issued an order effectively prohibiting any action on the assessments pending the determination by the High Court of the merits of GT&T's application.

## ATLANTIC TELE-NETWORK, INC. AND SUBSIDIARIES

## NOTES TO CONSOLIDATED FINANCIAL STATEMENTS (Continued)

## 13. COMMITMENTS AND CONTINGENCIES (Continued)

Should GT&T be held liable for any of the above tax liabilities, totaling \$23.5 million, the Company believes that the government of Guyana would be obligated to reimburse GT&T for any amounts that would reduce GT&T's return on investment to less than 15% per annum for the relevant periods.

In early 2000, Inet Communications, Inc., an internet service provider in Guyana, and the Guyana Consumers Association filed a suit in the High Court against the Attorney General of Guyana and GT&T. The suit claims that GT&T is not entitled to rate increases based on the agreement between the Government of Guyana and ATN and that the Civil Law of Guyana prohibits what is referred to as GT&T's monopoly. Inet's motion was struck down for non-appearance of counsel. However, Inet's counsel has applied for the matter to be restored. The Court has not yet taken action on Inet's application.

In July 2002 an individual sued the Attorney General of Guyana in the Guyana courts asking, among other things, for a declaration that the section of the Company's 1990 contract with the Government of Guyana granting to GT&T an exclusive right to operate a telecommunications system in Guyana was null and void as contrary to law and to the Constitution of Guyana. GT&T has joined the suit to contest these claims and this proceeding remains pending.

For all of the above matters, regulatory, litigation, or related matters, the Company believes some adverse outcome is probable the Company has accrued \$5.0 million as of December 31, 2008 as discussed in Note 11.

*Lease Commitments and Other Obligations*

The Company leases approximately 96,000 square feet for its operations centers and administrative offices as well as certain tower sites under non-cancelable operating leases. The Company's obligation for payments under these leases is as follows at December 31, 2008 (in thousands):

2009	6,852
2010	6,053
2011	5,128
2012	4,105
2013	1,960
Thereafter	4,166
Total obligations under operating leases	<u>\$28,264</u>

Rent expense for the years 2006, 2007 and 2008 was \$4.0 million, \$5.0 million and \$6.1 million, respectively.

ATLANTIC TELE-NETWORK, INC. AND SUBSIDIARIES

NOTES TO CONSOLIDATED FINANCIAL STATEMENTS (Continued)

**14. RELATED-PARTY TRANSACTIONS**

*Haiti*

In 2001, the Company curtailed the operations and funding of its ATN-Haiti and Transnet S.A. subsidiaries (the "Haitian Subsidiaries"), wrote-down its investment and began exploring strategic alternatives for the use or disposition of the remaining assets of the Haitian Subsidiaries. In May 2006, the Company's Board of Directors authorized the Company to enter into discussions to sell, at fair value, subject to review and final approval by the Audit Committee, the remaining assets of the Haitian Subsidiaries, consisting primarily of an office building and 13 tower sites located in Haiti, to Cornelius B. Prior, Jr., the Company's Executive Chairman, who is also the father of the Company's Chief Executive Officer.

In August 2007, the Company, upon final approval by the Company's Board of Directors and Audit Committee, completed the sale of the remaining assets of the Haitian Subsidiaries to Access Haiti, S.A., a Haitian company in which Mr. Prior is a significant equity holder, for \$750,000 and the release by Access Haiti, S.A. of certain indebtedness of Transnet S.A. In connection with the sale, Mr. Prior agreed to indemnify the Company for any claims made against the Haitian Subsidiaries by creditors and vendors of the Haitian Subsidiaries in excess of \$200,000 in the aggregate. In addition, pursuant to the purchase agreement Mr. Prior purchased the Company's remaining equity interests in the Haitian Subsidiaries for \$1 on May 6, 2008.

*Mobile Network Services, LLC*

During 2008, the Company's Commnet subsidiary purchased certain equipment from Mobile Network Services, LLC, ("MNS") for approximately \$280,000. The equipment was purchased through several transactions on market terms consistent with Commnet's ordinary business practices. MNS was founded in 2007 by Brian A. Schuchman, one of the Company's directors, who beneficially owns approximately 28% of the equity interests in MNS and is Chairman of MNS's Board of Managers. Michael T. Prior, the Company's President, Chief Executive Officer and Director, and Justin D. Benincasa, the Company's Chief Financial Officer and Treasurer, each beneficially own 1.25% or less of the equity interests in MNS. The transactions were ratified and approved by the Company's Audit Committee.

**15. SEGMENT REPORTING**

The Company has five reportable segments for separate disclosure under Statement of Financial Accounting Standards No. 131, *Disclosures About Segments of an Enterprise and Related Information*. Those five segments are: i) Integrated Telephony-International, which generates all of its revenues in Guyana and has all of its assets located in Guyana ("GT&T"), ii) Rural Wireless, which generates all of its revenues in the United States and has all of its assets located in the United States ("Commnet"), iii) Island Wireless, which generates its revenues in and has its assets in Bermuda ("Bermuda Digital Communications") and Turks and Caicos ("Islandcom"), iv) Integrated Telephony-Domestic, which generates all of its revenues and has all of its assets located in the United States ("Sovernet") and v) Wireless Television and Data, which generates all of its revenues in and has all of its assets located in the U.S Virgin Islands ("Choice"). Island Wireless became a reportable segment upon completion of BDC's share repurchase and resulting increase in the Company's equity interest in BDC, effective May 15, 2008. The operating segments are managed separately because each offers different services and serves different markets.

## ATLANTIC TELE-NETWORK, INC. AND SUBSIDIARIES

## NOTES TO CONSOLIDATED FINANCIAL STATEMENTS (Continued)

## 15. SEGMENT REPORTING (Continued)

Certain elements of the 2006 and 2007 segment information have been revised to conform to the current format of financial information reviewed by the Company's chief operating decision makers.

The following tables provide information for each operating segment (in thousands):

	For the Year Ended December 31, 2006							
	Integrated			Integrated		Corporate	Eliminations	Consolidated
	Telephony- International	Rural Wireless	Island Wireless	Telephony- Domestic	Wireless and Data			
Revenues	\$ 94,574	\$ 41,498	—	\$ 13,166	\$ 6,827	\$ 7,078	\$ (7,078)	\$ 156,065
Depreciation and amortization	13,934	5,896	—	1,878	2,242	560	—	24,510
Non-cash stock-based compensation	—	—	—	116	—	706	—	822
Operating income (loss)	48,805	14,244	—	2,267	(2,927)	(2,325)	(7,078)	52,986
Interest expense	(51)	(597)	—	—	(3,047)	(3,687)	3,643	(3,739)
Interest income	573	111	—	117	—	4,434	(3,643)	1,592
Income taxes	20,050	5,502	—	980	(1,024)	30	—	25,538
Equity in earnings of unconsolidated affiliates, net of tax	—	(6)	—	—	—	24,199	(21,726)	2,467
Net income (loss)	19,363	7,700	—	1,347	(5,364)	22,180	(21,726)	23,500

	For the Year Ended December 31, 2007							
	Integrated			Integrated		Corporate	Eliminations	Consolidated
	Telephony- International	Rural Wireless	Island Wireless	Telephony- Domestic	Wireless and Data			
Revenues	\$ 105,725	\$ 57,656	—	\$ 14,692	\$ 8,668	\$ 10,604	\$ (10,604)	\$ 186,741
Depreciation and amortization	15,616	6,786	—	1,785	2,193	306	—	26,686
Impairment of long-lived assets	—	—	—	—	4,400	—	—	4,400
Gain on disposition of long-lived assets	—	(5,961)	—	—	—	—	—	(5,961)
Non-cash stock-based compensation	—	—	—	127	—	886	—	1,013
Operating income (loss)	46,271	33,615	—	2,292	(6,315)	1,900	(10,604)	67,159
Interest expense	(6)	(687)	—	5	(3,501)	(2,252)	4,159	(2,282)
Interest income	668	251	—	316	—	5,378	(4,159)	2,454
Income taxes	19,262	12,955	—	852	(3,964)	(176)	—	28,929
Equity in earnings of unconsolidated affiliates, net of tax	—	—	—	—	—	33,307	(31,026)	2,281
Net income (loss)	17,614	18,473	—	1,127	(6,487)	38,239	(31,026)	37,940

	For the Year Ended December 31, 2008							
	Integrated			Integrated		Corporate	Eliminations	Consolidated
	Telephony- International	Rural Wireless	Island Wireless	Telephony- Domestic	Wireless and Data			
Revenues	98,400	70,130	14,134	16,166	8,511	10,462	(10,462)	207,341
Depreciation and amortization	16,587	9,436	1,863	2,071	1,271	297	—	31,525
Impairment of long-lived assets	—	—	—	—	—	—	—	—
Gain on disposition of long-lived assets	—	—	—	—	—	—	—	—
Non-cash stock-based compensation	—	—	—	127	—	850	—	977
Operating income (loss)	42,242	35,196	2,497	1,076	(1,999)	972	(10,462)	69,522
Interest expense	(14)	(214)	(604)	(68)	(3,517)	(3,116)	4,389	(3,144)
Interest income	648	365	169	176	—	4,801	(4,389)	1,770
Income taxes	16,747	13,036	—	489	(700)	(21)	—	29,551
Equity in earnings of unconsolidated affiliates, net of tax	—	—	—	—	—	31,729	(30,994)	735
Net income (loss)	16,609	18,919	863	386	(5,393)	34,408	(30,994)	34,798

## ATLANTIC TELE-NETWORK, INC. AND SUBSIDIARIES

## NOTES TO CONSOLIDATED FINANCIAL STATEMENTS (Continued)

## 15. SEGMENT REPORTING (Continued)

	Segment Assets							Consolidated
	Integrated Telephony- International	Rural Wireless	Island Wireless	Integrated Telephony- Domestic	Wireless Television and Data	Corporate		
<b>December 31, 2007:</b>								
Net fixed assets	\$ 111,963	\$ 34,868	—	\$ 3,320	\$ 4,884	\$ 718	\$ 155,753	
Goodwill	—	32,148	—	7,196	—	—	39,344	
Total assets	156,094	117,680	—	22,922	6,547	41,383	344,626	
<b>December 31, 2008:</b>								
Net fixed assets	\$ 111,417	\$ 58,782	\$13,224	\$ 9,820	\$ 4,546	\$ 441	\$ 198,230	
Goodwill	—	32,148	618	7,471	—	—	40,237	
Total assets	166,168	123,793	41,687	25,952	5,796	46,412	409,808	

Year Ending December 31,	Capital Expenditures							Consolidated
	Integrated Telephony- International	Rural Wireless	Island Wireless	Integrated Telephony- Domestic	Wireless Television and Data	Corporate		
2006	\$ 22,020	\$11,576	\$ —	\$ 813	\$ 998	\$ 58	\$ 35,465	
2007	25,941	21,108	—	1,328	378	139	48,894	
2008	15,107	29,155	1,260	878	933	20	47,353	

## 16. QUARTERLY FINANCIAL DATA (UNAUDITED)

Following is a summary of the Company's quarterly results of operations for the years ended December 31, 2007 and 2008 (in thousands):

	2007 Consolidated for the Three Months Ended			
	March 31	June 30	September 30	December 31
Total revenues	\$43,920	\$45,157	\$ 48,095	\$ 49,569
Operating expenses	30,487	29,117	30,713	29,265
Income from operations	13,433	16,040	17,382	20,304
Other income (expense), net	623	1,370	275	143
Income before income taxes, minority interests and equity in earnings of unconsolidated affiliate	14,056	17,410	17,657	20,447
Income taxes	6,664	7,250	7,863	7,152
Income before minority interests and equity in earnings of unconsolidated affiliate	7,392	10,160	9,794	13,295
Minority interests, net of tax	(949)	(1,753)	(1,060)	(1,219)
Equity in earnings of unconsolidated affiliate, net of tax	455	642	668	515
Net income	\$ 6,898	\$ 9,049	\$ 9,402	\$ 12,591
Earnings per share (basic)	\$ 0.46	\$ 0.60	\$ 0.62	\$ 0.83
Earnings per share (diluted)	\$ 0.45	\$ 0.59	\$ 0.62	\$ 0.82

## ATLANTIC TELE-NETWORK, INC. AND SUBSIDIARIES

## NOTES TO CONSOLIDATED FINANCIAL STATEMENTS (Continued)

## 16. QUARTERLY FINANCIAL DATA (UNAUDITED) (Continued)

	2008 Consolidated for the Three Months Ended			
	March 31	June 30	September 30	December 31
Total revenues	\$45,630	\$50,414	\$ 55,908	\$ 55,389
Operating expenses	29,976	32,356	35,552	39,935
Income from operations	15,654	18,058	20,356	15,454
Other income, net	141	(111)	(393)	(572)
Income before income taxes, minority interests and equity in earnings of unconsolidated affiliate	15,795	17,947	19,963	14,882
Income taxes	7,390	6,642	8,538	6,981
Income before minority interests and equity in earnings of unconsolidated affiliate	8,405	11,305	11,425	7,901
Minority interests, net of tax	(1,001)	(1,373)	(1,286)	(1,313)
Equity in earnings of unconsolidated affiliate, net of tax	463	272	—	—
Net income	\$ 7,867	\$10,204	\$ 10,139	\$ 6,588
Earnings per share (basic)	\$ 0.52	\$ 0.67	\$ 0.67	\$ 0.43
Earnings per share (diluted)	\$ 0.51	\$ 0.67	\$ 0.67	\$ 0.43



## ATLANTIC TELE-NETWORK, INC. AND SUBSIDIARIES

## VALUATION AND QUALIFYING ACCOUNTS

(Amounts in Thousands)

	Balance at Beginning of Year	Charged to Costs and Expenses	Deductions	Balance at End of Year
<b>YEAR ENDED, December 31, 2006</b>				
Description:				
Valuation allowance on foreign tax credit carryforwards	\$ 5,852	\$ 5,764	\$ —	\$11,616
Allowance for doubtful accounts	1,015	888	529	1,374
	<u>\$ 6,867</u>	<u>\$ 6,652</u>	<u>\$ 529</u>	<u>\$12,990</u>
<b>YEAR ENDED, December 31, 2007</b>				
Description:				
Valuation allowance on foreign tax credit carryforwards	\$11,616	\$ 118	\$ —	\$11,734
Allowance for doubtful accounts	1,374	1,196	1,311	1,259
	<u>\$12,990</u>	<u>\$ 1,314</u>	<u>\$ 1,311</u>	<u>\$12,993</u>
<b>YEAR ENDED, December 31, 2008</b>				
Description:				
Valuation allowance on foreign tax credit carryforwards	\$11,734	\$ —	\$ —	\$11,734
Allowance for doubtful accounts	1,259	2,021	810	2,470
	<u>\$12,993</u>	<u>\$ 2,021</u>	<u>\$ 810</u>	<u>\$14,204</u>

**EXHIBIT INDEX**  
**to Form 10-K for the Year Ended December 31, 2008**

- 3.1 Restated Certificate of Incorporation of Atlantic Tele-Network, Inc. (incorporated by reference to Exhibit 4.1 to the Company's Registration Statement on Form S-8 (File No. 333-62416) filed June 6, 2001).
- 3.2 Certificate of Amendment to the Restated Certificate of Incorporation of Atlantic Tele-Network, Inc., as filed with the Delaware Secretary of State on August 14, 2006 (incorporated by reference to Exhibit 3.2 to the Company's Quarterly Report on Form 10-Q (File No. 001-12593) for the quarterly period ended June 30, 2006 filed August 14, 2006).
- 3.3 By-Laws of Atlantic Tele-Network, Inc., as amended and restated on March 7, 2006 (incorporated by reference to Exhibit 3.2 to the Company's Annual Report on Form 10-K (File No. 001-12593) for the year ended December 31, 2005 filed March 31, 2006).
- 10.1 Atlantic Tele-Network, Inc. 1998 Stock Option Plan (as amended May 24, 2007 incorporated by reference to Appendix A to the Company's Proxy Statement on Schedule 14A (File No. 001-12593) filed April 30, 2007).
- 10.2 Director's Remuneration Plan as amended as of November 2, 1999 (incorporated by reference to Exhibit 4.7 to the Company's Registration Statement on Form S-8 (File No. 333-62416) filed June 6, 2001).
- 10.3 Form of Incentive Stock Option Agreement (incorporated by reference to Exhibit 4.8 to the Company's Registration Statement on Form S-8 (File No. 333-62416) filed June 6, 2001).
- 10.4 2005 Restricted Stock and Incentive Plan (incorporated by reference to Exhibit 4.5 to the Company's Registration Statement on Form S-8 (File No. 333-62416) filed May 24, 2005).
- 10.5 Atlantic Tele-Network, Inc. 2008 Equity Incentive Plan (incorporated by reference to Appendix A of the Definitive Proxy Statement on Schedule 14A (File No. 001-12593) filed on April 23, 2008).
- 10.6 Form of Notice of Grant of Restricted Stock and Restricted Stock Agreement (Non-Employee Directors) (incorporated by reference to Exhibit 10.2 of the Company's Current Report on Form 8-K (File No. 001-12593) filed on May 15, 2008).
- 10.7 Form of Notice of Grant of Restricted Stock and Restricted Stock Agreement (incorporated by reference to Exhibit 10.3 of the Company's Current Report on Form 8-K (File No. 001-12593) filed on May 15, 2008).
- 10.8 Form of Notice of Grant of Incentive Stock Option and Option Agreement (incorporated by reference to Exhibit 10.4 of the Company's Current Report on Form 8-K (File No. 001-12593) filed on May 15, 2008).
- 10.9 Form of Notice of Grant of Nonqualified Stock Option and Option Agreement (incorporated by reference to Exhibit 10.5 of the Company's Current Report on Form 8-K (File No. 001-12593) filed on May 15, 2008).
- 10.10 Deferred Compensation Plan for Select Employees of Atlantic Tele-Network, Inc. (incorporated by reference to Exhibit 10.1 of the Company's Current Report on Form 8-K (File No. 001-12593) filed January 6, 2009).

EX-1

- 
- 10.11 Credit Agreement dated as of September 10, 2008 by and between Atlantic Tele-Network, Inc., as borrower, CoBank, ACB, as Administrative Agent, Arranger and Issuing Lender, the Guarantors named therein and the other Lenders named therein (incorporated by reference to Exhibit 10.1 of the Company's Current Report on Form 8-K (File No. 001-12593) filed on September 12, 2008).
  - 10.12 Agreement between the Government of the Co-Operative Republic of Guyana and Atlantic Tele-Network, Inc., dated June 18, 1990 (incorporated by reference to Exhibit 10.1 to the Company's Quarterly Report on Form 10-Q (File No. 001-12593) for the quarterly period ended March 31, 2006 filed on May 15, 2006).
  - 21 Subsidiaries of Atlantic Tele-Network, Inc.
  - 23.1 Consent of Independent Registered Public Accounting Firm-PricewaterhouseCoopers LLP.
  - 31.1 Certification of Principal Executive Officer pursuant to Rule 13a-14(a) of the Securities Exchange Act of 1934, as adopted pursuant to Rule 302 of the Sarbanes-Oxley Act of 2002.
  - 31.2 Certification of Principal Financial Officer pursuant to Rule 13a-14(a) of the Securities Exchange Act of 1934, as adopted pursuant to

Rule 302 of the Sarbanes-Oxley Act of 2002.

- 32.1 Certification of Principal Executive Officer pursuant to 18 U.S.C. Section 1350, as adopted pursuant to Section 906 of the Sarbanes-Oxley Act of 2002.
- 32.2 Certification of Principal Financial Officer pursuant to 18 U.S.C. Section 1350, as adopted pursuant to Section 906 of the Sarbanes-Oxley Act of 2002.

EX-2

---



**SUBSIDIARIES OF ATLANTIC TELE-NETWORK, INC.**

	<u>Jurisdiction of Incorporation</u>
Bermuda Digital Communications, Ltd.	Bermuda
Guyana Telephone and Telegraph Company Limited	Guyana
Choice Communications, LLC	United States Virgin Islands
Commnet Wireless, LLC	Delaware
Commnet Four Corners, LLC	Delaware
Excomm, LLC	Delaware
Commnet Midwest, LLC	Delaware
Elbert County Wireless, LLC	Colorado
Commnet Illinois, LLC	Delaware
Commnet of Arizona, LLC	Delaware
Gila County Wireless, LLC	Delaware
MoCelCo, LLC	Delaware
Commnet of Nevada, LLC	Delaware
Commnet NV, LLC	Delaware
Commnet of Florida, LLC	Florida
Mora Valley Wireless, LP	Delaware
Sovernet Holding Corp.	Delaware
Sovernet, Inc.	Vermont
ION Holdco, LLC	Delaware
National Mobile Communications Corp.	Massachusetts
Islandcom Telecommunications, Ltd.	Turks & Caicos Islands
S.A.L. Spectrum, LLC	Delaware

---

QuickLinks

Exhibit 21

SUBSIDIARIES OF ATLANTIC TELE-NETWORK, INC.

[QuickLinks](#) -- Click here to rapidly navigate through this document

**Exhibit 23.1**

**CONSENT OF INDEPENDENT REGISTERED PUBLIC ACCOUNTING FIRM**

We hereby consent to the incorporation by reference in the Registration Statements on Form S-3 (No. 333-133103) and Form S-8 (Nos. 333-62416, 333-125179, 333-150940, and 333-125179) of Atlantic Tele-Network, Inc. of our report dated March 16, 2009 relating to the financial statements, financial statements schedule and the effectiveness of internal control over financial reporting, which appears in this Form 10-K.

PricewaterhouseCoopers LLP  
Boston, Massachusetts  
March 16, 2009

---

QuickLinks

[Exhibit 23.1](#)

[CONSENT OF INDEPENDENT REGISTERED PUBLIC ACCOUNTING FIRM](#)



**CERTIFICATIONS PURSUANT TO  
RULE 13a-14(a) OR RULE 15d-14(a),  
AS ADOPTED PURSUANT TO  
RULE 302 OF THE SARBANES-OXLEY ACT OF 2002**

I, Michael T. Prior, certify that:

1. I have reviewed this annual report on Form 10-K of Atlantic Tele-Network, Inc.;
2. Based on my knowledge, this report does not contain any untrue statement of a material fact or omit to state a material fact necessary to make the statements made, in light of the circumstances under which such statements were made, not misleading with respect to the period covered by this report;
3. Based on my knowledge, the financial statements, and other financial information included in this report, fairly present in all material respects the financial condition, results of operations and cash flows of the registrant as of, and for, the periods presented in this report;
4. The registrant's other certifying officer(s) and I are responsible for establishing and maintaining disclosure controls and procedures (as defined in Exchange Act Rules 13a-15(e) and 15d-15(e)) and internal control over financial reporting (as defined in Exchange Act Rules 13a-15(f) and 15d-15(f)) for the registrant and have:
  - a) Designed such disclosure controls and procedures, or caused such disclosure controls and procedures to be designed under our supervision, to ensure that material information relating to the registrant, including its consolidated subsidiaries, is made known to us by others within those entities, particularly during the period in which this report is being prepared;
  - b) Designed such internal control over financial reporting, or caused such internal control over financial reporting to be designed under our supervision, to provide reasonable assurance regarding the reliability of financial reporting and the preparation of financial statements for external purposes in accordance with generally accepted accounting principles;
  - c) Evaluated the effectiveness of the registrant's disclosure controls and procedures and presented in this report our conclusions about the effectiveness of the disclosure controls and procedures, as of the end of the period covered by this report based on such evaluation; and
  - d) Disclosed in this report any change in the registrant's internal control over financial reporting that occurred during the registrant's most recent fiscal quarter (the registrant's fourth fiscal quarter in the case of an annual report) that has materially affected, or is reasonably likely to materially affect, the registrant's internal control over financial reporting; and
5. The registrant's other certifying officer(s) and I have disclosed, based on our most recent evaluation of internal control over financial reporting, to the registrant's auditors and the audit committee of the registrant's board of directors (or persons performing the equivalent functions):
  - a) All significant deficiencies and material weakness in the design or operation of internal control over financial reporting which are reasonably likely to adversely affect the registrant's ability to record, process, summarize and report financial information; and
  - b) Any fraud, whether or not material, that involves management or other employees who have a significant role in the registrant's internal control over financial reporting.

ATLANTIC TELE-NETWORK, INC.

Dated: March 16, 2009

/s/ MICHAEL T. PRIOR

---

Michael T. Prior  
*President and Chief Executive Officer*

---

QuickLinks

EXHIBIT 31.1

CERTIFICATIONS PURSUANT TO RULE 13a-14(a) OR RULE 15d-14(a), AS ADOPTED PURSUANT TO RULE 302 OF THE  
SARBANES-OXLEY ACT OF 2002

**CERTIFICATIONS PURSUANT TO  
RULE 13a-14(a) OR RULE 15d-14(a),  
AS ADOPTED PURSUANT TO  
RULE 302 OF THE SARBANES-OXLEY ACT OF 2002**

I, Justin D. Benincasa, certify that:

1. I have reviewed this annual report on Form 10-K of Atlantic Tele-Network, Inc.;
2. Based on my knowledge, this report does not contain any untrue statement of a material fact or omit to state a material fact necessary to make the statements made, in light of the circumstances under which such statements were made, not misleading with respect to the period covered by this report;
3. Based on my knowledge, the financial statements, and other financial information included in this report, fairly present in all material respects the financial condition, results of operations and cash flows of the registrant as of, and for, the periods presented in this report;
4. The registrant's other certifying officer(s) and I are responsible for establishing and maintaining disclosure controls and procedures (as defined in Exchange Act Rules 13a-15(e) and 15d-15(e)) and internal control over financial reporting (as defined in Exchange Act Rules 13a-15(f) and 15d-15(f)) for the registrant and have:
  - a) Designed such disclosure controls and procedures, or caused such disclosure controls and procedures to be designed under our supervision, to ensure that material information relating to the registrant, including its consolidated subsidiaries, is made known to us by others within those entities, particularly during the period in which this report is being prepared;
  - b) Designed such internal control over financial reporting, or caused such internal control over financial reporting to be designed under our supervision, to provide reasonable assurance regarding the reliability of financial reporting and the preparation of financial statements for external purposes in accordance with generally accepted accounting principles;
  - c) Evaluated the effectiveness of the registrant's disclosure controls and procedures and presented in this report our conclusions about the effectiveness of the disclosure controls and procedures, as of the end of the period covered by this report based on such evaluation; and
  - d) Disclosed in this report any change in the registrant's internal control over financial reporting that occurred during the registrant's most recent fiscal quarter (the registrant's fourth fiscal quarter in the case of an annual report) that has materially affected, or is reasonably likely to materially affect, the registrant's internal control over financial reporting; and
5. The registrant's other certifying officer(s) and I have disclosed, based on our most recent evaluation of internal control over financial reporting, to the registrant's auditors and the audit committee of the registrant's board of directors (or persons performing the equivalent functions):
  - a) All significant deficiencies and material weakness in the design or operation of internal control over financial reporting which are reasonably likely to adversely affect the registrant's ability to record, process, summarize and report financial information; and
  - b) Any fraud, whether or not material, that involves management or other employees who have a significant role in the registrant's internal control over financial reporting.

ATLANTIC TELE-NETWORK, INC.

Dated: March 16, 2009

/s/ JUSTIN D. BENINCASA

---

Justin D. Benincasa  
*Chief Financial Officer and Treasurer*

---

QuickLinks

EXHIBIT 31.2

CERTIFICATIONS PURSUANT TO RULE 13a-14(a) OR RULE 15d-14(a), AS ADOPTED PURSUANT TO RULE 302 OF THE  
SARBANES-OXLEY ACT OF 2002

**CERTIFICATION PURSUANT TO  
18 U.S.C. SECTION 1350,  
AS ADOPTED PURSUANT TO  
SECTION 906 OF THE SARBANES-OXLEY ACT OF 2002**

In connection with the annual report on Form 10-K of Atlantic Tele-Network, Inc. (the "Company") for the period ending December 31, 2008 as filed with the Securities and Exchange Commission on the date hereof (the "Report"), I, Michael T. Prior, President and Chief Executive Officer of the Company, certify, pursuant to 18 U.S.C. § 1350, as adopted pursuant to § 906 of the Sarbanes-Oxley Act of 2002, that:

1. the Report fully complies with the requirements of Section 13(a) or 15(d) of the Securities Exchange Act of 1934; and
2. the information contained in the Report fairly presents, in all material respects, the financial condition and results of operations of the Company.

ATLANTIC TELE-NETWORK, INC.

Dated: March 16, 2009

/s/ MICHAEL T. PRIOR

---

Michael T. Prior  
*President and Chief Executive Officer*

---

QuickLinks

EXHIBIT 32.1

CERTIFICATION PURSUANT TO 18 U.S.C. SECTION 1350, AS ADOPTED PURSUANT TO SECTION 906 OF THE SARBANES-  
OXLEY ACT OF 2002

**CERTIFICATION PURSUANT TO  
18 U.S.C. SECTION 1350,  
AS ADOPTED PURSUANT TO  
SECTION 906 OF THE SARBANES-OXLEY ACT OF 2002**

In connection with the annual report on Form 10-K of Atlantic Tele-Network, Inc. (the "Company") for the period ending December 31, 2008 as filed with the Securities and Exchange Commission on the date hereof (the "Report"), I, Justin D. Benincasa, Chief Financial Officer and Treasurer of the Company, certify, pursuant to 18 U.S.C. § 1350, as adopted pursuant to § 906 of the Sarbanes-Oxley Act of 2002, that:

1. the Report fully complies with the requirements of Section 13(a) or 15(d) of the Securities Exchange Act of 1934; and
2. the information contained in the Report fairly presents, in all material respects, the financial condition and results of operations of the Company.

ATLANTIC TELE-NETWORK, INC.

Dated: March 16, 2009

/s/ JUSTIN D. BENINCASA

---

Justin D. Benincasa  
*Chief Financial Officer and Treasurer*

---

QuickLinks

EXHIBIT 32.2

CERTIFICATION PURSUANT TO 18 U.S.C. SECTION 1350, AS ADOPTED PURSUANT TO SECTION 906 OF THE SARBANES-  
OXLEY ACT OF 2002



**UNITED STATES  
SECURITIES AND EXCHANGE COMMISSION  
WASHINGTON, D.C. 20549**

**FORM 10-K**

(Mark One)

**ANNUAL REPORT PURSUANT TO SECTION 13 OR 15(d) OF THE SECURITIES EXCHANGE ACT OF 1934**  
For the fiscal year ended December 31, 2009

Or  
 **TRANSITION REPORT PURSUANT TO SECTION 13 OR 15(d) OF THE SECURITIES EXCHANGE ACT OF 1934**  
For the transition period from \_\_\_\_\_ to \_\_\_\_\_

**Commission File No. 001-12593**

**Atlantic Tele-Network, Inc.**

(Exact name of registrant as specified in its charter)

**Delaware**  
(State or other jurisdiction of  
incorporation or organization)  
**10 Derby Square**  
**Salem, Massachusetts**  
(Address of principal executive offices)

**47-0728886**  
(I.R.S. Employer Identification No.)

**01970**  
(Zip Code)

**(978) 619-1300**

(Registrant's telephone number, including area code)

**Securities registered pursuant to Section 12(b) of the Act:**

Title of Class	Name of each exchange on which registered
Common Stock, par value \$.01 per share	The NASDAQ Stock Market LLC

**Securities registered pursuant to Section 12(g) of the Act:**

**None**

(Title of each class)

Indicate by check mark if the registrant is a well-known seasoned issuer, as defined in Rule 405 of the Securities Act. Yes  No

Indicate by check mark if the registrant is not required to file reports pursuant to Section 13 or Section 15(d) of the Act. Yes  No

Indicate by check mark whether the registrant (1) has filed all reports required to be filed by Section 13 or 15(d) of the Securities Exchange Act of 1934 during the preceding 12 months (or for such shorter period that the registrant was required to file such reports) and (2) has been subject to such filing requirements for the past 90 days. Yes  No

Indicate by check mark whether the registrant has submitted electronically and posted on its corporate Web site, if any, every Interactive Data File required to be submitted and posted pursuant to Rule 405 of Regulation S-T during the preceding 12 months (or for such shorter period that the registrant was required to submit and post such files). Yes  No

Indicate by check mark if disclosure of delinquent filers pursuant to Item 405 of Regulation S-K is not contained herein, and will not be contained, to the best of registrant's knowledge, in definitive proxy or information statements incorporated by reference in Part III of this Form 10-K or any amendment to this Form 10-K.

Indicate by check mark whether the registrant is a large accelerated filer, an accelerated filer, a non-accelerated filer, or a smaller reporting company. See definitions of “large accelerated filer,” “accelerated filer” and “smaller reporting company” in Rule 12b-2 of the Exchange Act, (Check one):

Large accelerated filer

Accelerated filer

Non-accelerated filer   
(Do not check if a  
smaller reporting company)

Smaller reporting company

Indicate by check mark whether the registrant is a shell company (as defined in Rule 12b-2 of the Act). Yes   
No

The aggregate market value of Common Stock held by non-affiliates of the registrant as of June 30, 2009, was approximately \$371,891,794 based on the closing price of the registrant’s Common Stock as reported on the NASDAQ Global Select Market.

As of March 16, 2010, the registrant had 15,282,785 outstanding shares of Common Stock, \$.01 par value.

#### **DOCUMENTS INCORPORATED BY REFERENCE**

Portions of the registrant’s Definitive Proxy Statement for the Annual Meeting of Stockholders to be held on June 16, 2010 are incorporated by reference into Part III of this Form 10-K.

---

## TABLE OF CONTENTS

	<u>Page</u>
Special Note Regarding Forward-Looking Statements.....	1
<b>PART I</b>	
Item 1. Business.....	2
Overview .....	2
Strategy.....	2
Our Company .....	3
Our Services .....	4
Wireless Services.....	4
Local Telephone and Data Services.....	7
International Long Distance Services .....	10
Employees .....	12
Regulation.....	12
Taxation—Guyana.....	21
Taxation—United States.....	21
Available Information.....	22
Item 1A. Risk Factors .....	22
Item 1B. Unresolved Staff Comments.....	33
Item 2. Properties.....	33
Item 3. Legal Proceedings.....	34
Item 4. (Removed and Reserved).....	36
<b>PART II</b>	
Item 5. Market for Registrant’s Common Equity, Related Stockholder Matters and Issuer Purchases of Equity Securities.....	37
Item 6. Selected Financial Data .....	39
Item 7. Management’s Discussion and Analysis of Financial Condition and Results of Operations .....	40
Overview .....	40
Results of Operations: Years Ended December 31, 2009 and 2008 .....	45
Results of Operations: Years Ended December 31, 2008 and 2007 .....	51
Regulatory and Tax Issues.....	54
Liquidity and Capital Resources.....	54
Critical Accounting Estimates .....	58
Recent Accounting Pronouncements .....	59
Item 7A. Quantitative and Qualitative Disclosures About Market Risk.....	61
Item 8. Financial Statements and Supplementary Data.....	61
Item 9. Changes in and Disagreements With Accountants on Accounting and Financial Disclosure .....	61
Item 9A. Controls and Procedures.....	61
Disclosure Controls and Procedures .....	61
Management’s Annual Report on Internal Control over Financial Reporting.....	62
Changes in Internal Control over Financial Reporting .....	62
Item 9B. Other Information.....	62
<b>PART III</b>	
Item 10. Directors, Executive Officers and Corporate Governance.....	63
Item 11. Executive Compensation .....	64
Security Ownership of Certain Beneficial Owners and Management and Related Stockholder Matters.....	64
Item 12. Certain Relationships and Related Transactions, and Director Independence.....	65
Item 13. Principal Accountant Fees and Services .....	65
<b>PART IV</b>	
Item 14. Exhibits, Financial Statement Schedules .....	65
Item 15. Signatures .....	66
Index to Consolidated Financial Statements.....	F-1
Index to Exhibits.....	EX-1

## **SPECIAL NOTE REGARDING FORWARD-LOOKING STATEMENTS**

This Annual Report on Form 10-K contains statements about future events and expectations, or forward-looking statements, all of which are inherently uncertain. We have based those forward-looking statements on our current expectations and projections about future results. When we use words such as “anticipates,” “intends,” “plans,” “believes,” “estimates,” “expects,” or similar expressions, we do so to identify forward-looking statements. Examples of forward-looking statements include statements we make regarding our pending acquisition of Alltel assets, future economic and political conditions in Guyana, the competitive environment in the markets in which we operate, legal and regulatory actions and technological changes, our future prospects for growth, our ability to maintain or increase our market share, our future operating results and our future capital expenditure levels. These statements are based on our management’s beliefs and assumptions, which in turn are based on currently available information. These assumptions could be proven inaccurate. These forward-looking statements may be found under the captions “Management’s Discussion and Analysis of Financial Condition and Results of Operations”, “Risk Factors” and “Business,” as well as in this Report generally.

You should keep in mind that any forward-looking statement made by us in this Report or elsewhere speaks only as of the date on which we make it. New risks and uncertainties arise from time to time, and it is impossible for us to predict these events or how they may affect us. In any event, these and other important factors may cause actual results to differ materially from those indicated by our forward-looking statements, including those set forth in Item 1A of this Report under the caption “Risk Factors.” We have no duty to, and do not intend to, update or revise the forward-looking statements made by us in this Report after the date of this Report, except as may be required by law.

---

In this Report the words “ATN”, “the Company”, “we,” “our,” “ours” and “us” refer to Atlantic Tele-Network, Inc. and its subsidiaries. Also ClearChoice™ is a service mark of one of our subsidiaries. This Report contains trademarks, service marks and trade names that are the property of Atlantic Tele-Network, Inc., its subsidiaries or others.

Reference to dollars (\$) refer to U.S. dollars unless otherwise specifically indicated.

---

Information regarding shares of our Common Stock prior to March 31, 2006 set forth in this Report has been retroactively adjusted to reflect our 5-for-2 stock split that we effected on that date.

---

## PART I

### ITEM 1. BUSINESS

#### Overview

We provide wireless and wireline telecommunications services in North America and the Caribbean. Through our operating subsidiaries, we offer the following principal services:

- **Wireless.** In the United States, we offer wholesale wireless voice and data roaming services to national, regional and local wireless carriers in rural markets located principally in the Southwest and Midwest. We offer wireless voice and data services to retail customers in Bermuda, Guyana and Turks and Caicos. As a result of our pending acquisition of former Alltel assets (the “Alltel Acquisition”), we expect to provide wireless voice and data services to retail customers, principally in the Southeast and Midwest United States. For more information on this acquisition, please see—“Pending Acquisition—Alltel Assets” in Management’s Discussion and Analysis.
- **Local Telephone and Data.** Our local telephone and data services include our operations in Guyana, the mainland United States and the U.S. Virgin Islands. We are the exclusive provider of domestic wireline local and long distance telephone services in Guyana. We offer facilities-based integrated voice and data communications services to residential and business customers in New England, primarily in Vermont, and wholesale transport services in New York State. We are a leading internet access service provider in the U.S. Virgin Islands.
- **International Long Distance Voice and Data Services.** We are the exclusive provider of international voice and data communications into and out of Guyana. As part of our infrastructure, we own interests in major international fiber optic cables linking Guyana to, among other places, Suriname, French Guiana, Trinidad, the U.S. Virgin Islands and the mainland United States.

#### Strategy

The key elements of our strategy consist of the following:

- **Focus on Providing Wireless and Wireline Telecommunications Services.** We are focused on providing wireless and wireline voice and data services to residential, business and carrier customers across a variety of geographic and demographic markets. We have provided these services to our customers for almost twenty years and have demonstrated our ability to grow both customers and revenues by maintaining quality networks, improving service and increasing the number of wireline and wireless products and services offered to these customers. We believe these sectors provide significant opportunities for recurring cash flows and organic and external growth.
- **Target Underserved Markets Where We Can Compete Successfully.** We operate in smaller, rural or underserved markets where we believe we are or will be one of the leading providers of telecommunications services. Our businesses typically have strong local brand identities and leading market positions. By leveraging these attributes, along with our lower cost of capital and our senior management expertise at the holding company level, we seek to improve and expand available products and services in our targeted markets to better meet the needs of our customers and expand our customer base.
- **Partner with Successful Local Owner/Operators.** Wherever feasible, we partner with local management teams who have demonstrated a successful track record. We believe that strong local management enhances our close relationship with customers and reduces risk. Our geographically diverse businesses are all operated, and often partially owned, by local managers, employees and investors. We seek to enhance our strong market position by maintaining these partnerships and by leveraging our extensive management experience to assist them in further improving operations.
- **Maintain a Disciplined Earnings-Oriented Approach.** We carefully assess the potential for earnings stability and growth when we evaluate the performance of our subsidiaries, new investment opportunities and prospective acquisitions. In managing our more mature businesses, we seek to solidify our brands, improve

customer satisfaction, add new services, control costs and preserve cash flow. In managing newer, early stage businesses, we seek to invest capital to improve our competitive position, increase market share and generate strong revenue and cash flow. We consider new investments and acquisitions on a disciplined, return-on-investment basis.

## **Our Company**

We were incorporated in Delaware in 1987. We conduct our operations in the mainland United States, Guyana, Bermuda, the U.S. Virgin Islands and Turks and Caicos through our ownership (as indicated below) in the following principal operating subsidiaries:

[GRAPHIC]

- ***Commnet Wireless, LLC (or Commnet)***. In 2005, we acquired Commnet, which provides wireless voice and data communications roaming services in the United States.
- ***Guyana Telephone & Telegraph (or GT&T)***. In 1991, we acquired an 80% equity interest in GT&T, which is the exclusive provider of local exchange and international long distance telecommunications services in Guyana. We are also one of two service providers in Guyana's competitive wireless telecommunications market. GT&T is the successor to the Guyana Telecommunications Corporation, a corporation wholly owned by the Government of Guyana. The remaining 20% equity interest in GT&T is held by the Government of Guyana.
- ***Sovernet, Inc. (or Sovernet)***. In February 2006, we acquired Sovernet, which provides facilities-based integrated voice and broadband data communications services in New England, primarily in Vermont. In August 2008, Sovernet also began providing wholesale high capacity transport services in New York State through ION HoldCo, LLC (or ION).
- ***Bermuda Digital Communications, Ltd (or BDC)***. In 1998, we acquired a minority equity interest in BDC, which is the largest wireless voice and data communications service provider in Bermuda, operating under the Cellular One brand. In May 2008, BDC completed a share repurchase which increased our ownership from 43% to approximately 58% of BDC's outstanding common stock. Most of the remaining equity interests are held by BDC's Bermudian management team. In September 2008, BDC began providing wireless services in Turks and Caicos through Islandcom Telecommunications, Ltd.

- ***Choice Communications, LLC (or Choice)***. In October 1999, we acquired Choice, which provides fixed wireless broadband data services and dial-up internet services to retail and business customers in the U.S. Virgin Islands.

In addition, we receive management fees from our principal operating subsidiaries.

Atlantic Tele-Network, Inc. was incorporated in the State of Delaware in 1987. Our principal corporate offices are located at 10 Derby Square, Salem, Massachusetts, 01970. The telephone number at our principal corporate offices is (978) 619-1300.

## **Our Services**

Through our operating subsidiaries, we provide wireless, local telephone and data, international long distance services and wholesale transport services in the mainland United States, Guyana, Bermuda, the U.S. Virgin Islands and Turks and Caicos. Increasingly, a larger share of our consolidated revenue is being generated by our U.S. operations. For fiscal years 2007, 2008 and 2009, our US operations generated 43%, 46% and 54% respectively, of our consolidated revenue as compared to 57%, 47% and 38% respectively, from our Guyana operations. For information about our financial segments and geographical information about our operating revenues and long-lived assets, see Note 15 to the Consolidated Financial Statements included in this Report.

## **Wireless Services**

We provide mobile wireless voice and data communications services in the United States, Bermuda, Guyana and Turks and Caicos. For fiscal years 2007, 2008 and 2009, our revenues from wireless services were approximately 45%, 51% and 61%, respectively, of our consolidated revenues.

### ***U.S. Operations***

In the United States, we provide wholesale wireless voice and data roaming services in rural markets to national, regional, local and selected international wireless carriers through our subsidiary, Commnet. Roaming is a service offered by most wireless service providers that enables their subscribers to utilize their mobile phone service while traveling outside of their service provider's network coverage area. We provide these services through our own networks in markets located principally in six states in the Southwest and Midwest, and with smaller networks in eight other states. Many of our sites are located in popular tourist and seasonal visitor areas, which has resulted in higher call volumes and revenue in those areas during summer months.

***Network.*** We currently operate networks with GSM and CDMA technologies in both the 850 MHz and 1900 MHz bands and often have each deployed at a single cell site in order to maximize revenue opportunities. The majority of our GSM sites are also equipped with GPRS and/or EDGE data technologies. Our networks comprise base stations and radio transceivers located on towers and buildings typically owned by others, telecommunications switches and leased transport facilities. In 2009 we increased the number of base stations and sites in service, and we expect that to continue in 2010. In December 2008, we acquired the network assets, including 49 base stations, of a rural retail wireless operation in Nevada. As of December 31, 2009, we owned and operated a total of 580 base stations on 406 owned and leased sites.

***Sales and Marketing.*** We have long-term, preferred roaming agreements with several major wireless carriers, including AT&T and Verizon Wireless. Under these preferred roaming agreements, we typically agree to build a new mobile network at a specified location and offer the preferred carrier long-term pricing certainty in exchange for priority designation with respect to their customers' wireless traffic. Once we complete building a rural network, we then benefit from existing roaming agreements with other international, national, regional, and local carriers to supplement our initial revenues. These non-preferred roaming agreements are usually terminable within 30 days.

We currently partner with several small rural operators to provide retail services to a limited number of subscribers. As a result, we do not incur significant retail distribution or retail marketing costs and our customer service costs are largely limited to technical and engineering support. Following the closing of our pending Alltel Acquisition, however, the increased retail activity in the United States will result in a significant increase in our sales and marketing expenses. The Alltel Acquisition, which we expect to close in the first half of 2010, is subject to a number of closing conditions, as described under the section entitled "Pending Acquisitions—Alltel Assets" in Management's Discussion and Analysis.

*Customers.* We currently have roaming agreements with more than 65 United States-based wireless service providers. As of December 31, 2009, we were the preferred roaming carrier in selected markets for AT&T (which has a term through early 2011) and Verizon Wireless (which has a term through mid-2011). As voice and data usage has increased, rates for these and other major customers declined in 2009, although we believe that the new rates are still reasonable. We anticipate that data roaming rates will continue to decline in 2010 and in the near future as part of an industry-wide progression towards lower rates. In 2009, AT&T, T-Mobile and Verizon Wireless accounted for 81% of our Rural Wireless revenues.

*Competition.* We compete with wireless service providers that operate networks in our markets and offer wholesale roaming services. In addition, our carrier customers may also elect to build or acquire their own infrastructure in a market in which we operate, reducing or eliminating their need for our services in that market. We believe we compete for wholesale roaming customers based on price, network coverage and quality of service. We expect competition in the rural wireless sector to be dynamic, as competitors expand their networks and as new products and services that require supporting connectivity are developed.

### ***Island Operations***

We provide wireless voice and data service to retail and business customers under the name “Cellular One” in Bermuda, through our BDC subsidiary. On May 15, 2008, BDC completed a share repurchase of its common stock. We did not tender any shares for repurchase and, as a result, increased our ownership stake to approximately 58% of BDC’s outstanding common stock. BDC’s financial results, since the share repurchase, are consolidated with our financial results. In September 2008, BDC assumed control of Islandcom Telecommunications, Ltd., which is an early-stage business that provides wireless voice service in Turks and Caicos. In 2009, we upgraded and expanded the existing Islandcom network and plan to re-launch services in the first half of 2010.

In 2010, we anticipate the launch of retail wireless voice and data services to customers in the US Virgin Islands, through our Choice subsidiary.

*Network.* We currently operate networks with GSM and CDMA technologies, primarily in the 850 MHz frequency band, which covers virtually the entire population of Bermuda. BDC, through an affiliate, also holds the right to deploy a digital television and data network in Bermuda utilizing the 2.5 GHz band. We employ Evolution Data Optimized (or EV-DO) services on our CDMA network, and in 2009, launched services on a UMTS overlay across our GSM network in Bermuda. UMTS is a “3G” (third generation) wireless technology based on the GSM standard and we expect that this capability will allow us to offer advanced mobile voice and data services to a segment of the Bermuda market that we had not previously addressed.

We have extensive backbone facilities in Bermuda linking our sites, switching facilities and international interconnection points.

*Sales and Marketing.* We maintain four retail stores and a service center in Bermuda that are a core part of our brand identity and sales efforts. We advertise frequently through print and electronic media and sponsor various events and initiatives. A substantial majority of our customers in Bermuda subscribe to one of our post-paid plans, which are distinguished from pre-paid plans largely by the number of minutes and the enhanced features, such as text messaging, included in the plan. We also have a smaller number of pre-paid subscribers and have established “point of sale” payment terminals to enable those customers to increase their account balance at any one of a number of stores, such as a local grocer. The stores receive a commission and maintain the terminals. In Turks and Caicos, Islandcom maintains two retail stores.

*Customers.* At December 31, 2009, we had approximately 20,500 subscribers in Bermuda, which we estimate to be approximately 30-40% of the wireless market. As a major CDMA operator on Bermuda, we are the primary roaming provider for North American visitors using CDMA handsets, such as customers of Verizon Wireless and other carriers. Leveraging our enhanced data capabilities, we launched data roaming service in 2007 and, through our UMTS and EV-DO networks expect to continue to expand data roaming in 2010 for both visitors and our own subscribers. Islandcom had a negligible number of subscribers at year end.

*Competition.* In Bermuda, we compete against the wireless division of the incumbent telephone company and Digicel, which each operate GSM networks. Digicel is a large mobile telecommunications company operating in several Caribbean countries. Although we believe that we have the most advanced network in terms of data speeds and reliability in Bermuda, our competitors had historically enjoyed an advantage in their ability to offer roaming in European countries, where all the major carriers operate GSM networks. Our UMTS network, which we deployed in late 2009, is based on the



GSM standard and we expect that it will eliminate that advantage. One of our competitors in Bermuda also constructed a smaller scale CDMA network, which competes for CDMA roaming traffic. We believe we compete for wireless retail customers based on features, price, technology deployed, network coverage (including through roaming arrangements), quality of service and customer care. In Turks and Caicos, we will also compete against the wireless division of the incumbent telephone company and Digicel.

### ***Guyana Operations***

We offer wireless telephone service in the vast majority of populated areas in Guyana through our GT&T subsidiary, including Georgetown (Guyana's capital and largest city) and the surrounding area and substantially all of Guyana's coastal plain where 70% of Guyana's population is concentrated. As of the end of 2009, we estimate that Guyana's wireline teledensity was approximately 19 access lines per 100 inhabitants. We estimate that over 50% of the population subscribes to a wireless service, although with a largely pre-paid subscriber base it is difficult to determine how many of our subscribers are also subscribers to competing services. We expect that any continued expansion of our network will be minimal, as we have already extended coverage into the most populated areas of Guyana and the remaining areas are remote and sparsely populated.

*Network.* Historically, we provided service on our existing TDMA network in Guyana, which was phased out beginning with the launch of our new GSM/GPRS network in 2004, and completed in 2007. Beginning in 2008, we operated only the GSM network in Guyana and returned the spectrum used for TDMA services to the Government's National Frequency Management Unit. Our GSM network operates in approximately 12 MHz of spectrum in the 900 MHz band and 36 MHz of spectrum in the 1800 MHz band.

*Customers.* We estimate that over 90% of the country's population resides in areas covered by our wireless network. As of December 31, 2009, we had approximately 289,000 wireless subscribers, up 17% from approximately 248,000 subscribers as of December 31, 2008. As of December 31, 2009, almost 98% of our wireless subscribers were on pre-paid plans.

*Sales and Marketing.* We actively market our wireless services through widespread radio, television and outdoor advertising, sponsored events, and merchandise giveaways as well as through our close, promotional relationships with leading disc jockeys and radio personalities and other local celebrities. We do not maintain any traditional retail stores, although all post-paid wireless customers set up accounts at one of our six business centers and pre-paid customers may do so as well. Our handsets, pre-paid cards and pre-paid accounts are sold primarily through independent dealers whom we pay on a commission basis. Wireless subscribers are offered various calling plans and are charged a monthly fee plus airtime based on the selected plan. These fees are payable on either a pre-paid basis, which means a customer purchases a calling card with a prescribed number of minutes in advance of any usage, or a post-paid basis, which means the subscriber is billed for his or her minutes of use after usage. Pre-payments can be made by the purchase of disposable pre-paid calling cards, which come in fixed Guyanese dollar amounts, or by recharging an account via our "C-Point" electronic terminals available at authorized vendors. The vast majority of our customers are on the pre-paid plan.

*Competition.* We provide wireless services in Guyana pursuant to a non-exclusive license. Digicel, our primary competitor in Guyana, has spent aggressively since early 2007 to gain market share, including promotional pricing, the use of extensive giveaways and handset subsidies. In turn, we have countered with our own promotions and by continuing to invest heavily in our network. In 2007 and 2008, this heightened competition resulted in our losing significant market share. In 2009, however, we believe we were able to hold on to our share of the market and resumed our growth in wireless subscribers. We expect competition for subscribers and usage to remain rigorous in 2010. We believe we compete for customers based on price, promotions, coverage and quality of service. While we believe that we are well-positioned competitively with respect to the quality of our service, we believe that Digicel may be willing to offer greater promotional giveaways to obtain market share from us.

### **Local Telephone and Data Services**

Our local telephone and data services include our operations in Guyana, the mainland United States and the U.S. Virgin Islands. For fiscal years 2007, 2008 and 2009, our revenues from local telephone and data services were approximately 25%, 24% and 23%, respectively, of our consolidated revenues.

### *Guyana Operations*

We are the exclusive provider of domestic wireline local and long distance telephone services in Guyana through our GT&T subsidiary. As of December 31, 2009, we had approximately 147,000 access lines in service. This represents approximately 19 lines per 100 inhabitants (based on an estimated population of approximately 770,000), an increase of approximately 6%, or over 8,000 net new lines, compared to lines in service at December 31, 2008. Of all fixed lines in service, the majority are in the largest urban areas, including Georgetown, Linden, New Amsterdam, Diamond and Beterverwagting. During 2009, we continued to extend our network to cover newly developed housing areas and residential parks and additional rural towns and communities, although at a lesser rate than in previous years. Despite our substantial and continuing investment in extending our fixed line network, some rural areas still do not have telephone service. We plan to bring service to some of these areas in 2010 and beyond, but we expect the pace of our geographic expansion of wireline build out to continue to decline due to the substantial cost of operating in remote, sparsely populated areas.

*Network.* We have significantly rebuilt and expanded our telecommunications network. Through December 31, 2009, we have invested nearly \$318 million in Guyanese telecommunications infrastructure and in 2009 landed a newly built fiber optic submarine cable in Guyana, which we expect to be operational in 2010. We have increased the number of fixed access lines from approximately 13,000 working lines in January 1991 to over 147,000 lines as of December 31, 2009, all of which are now digitally switched lines. For over 10,000 of these lines, services are delivered through a fixed wireless technology. Since the provider of this technology no longer adequately supports it, we began to replace that fixed wireless network in 2007 with an alternative technology for delivering both telephone and data services to households and businesses in that region. The deployment of the new technology in 2008 was slowed by repeated technical problems and the equipment manufacturer has been working with us to resolve these issues. If the issues are not permanently resolved, we may turn to a different technological solution for these customers.

In Guyana, the market for data services, including high-speed Internet is still small as compared to our U.S. markets, the number of subscribers and the demand for these services has expanded, which is one factor in our decision to build the first submarine fiber-optic cable landing in Guyana. We expect demand for data services to continue to grow and we expect to make other investments in expanding the scope and availability of advanced data services in this market.

In addition, we estimate that we have installed over 700 public telephones in locations across the country providing telecommunications for both local and international calls in areas that previously did not have service. We also maintain three public telephone centers at which the public can pay to use an ordinary residential-type telephone to make international and domestic calls.

*Sales and Marketing.* Our revenues for fixed access domestic service are derived from installation charges for new lines, monthly line rental charges, monthly measured service charges based on the number and duration of calls and other charges for maintenance and other customer services. For each category of revenues, rates differ for residential and commercial customers. Customers desiring to obtain an access line submit written applications to one of our customer service offices. Service representatives process the applications and service is installed within about two weeks (or, if service is not yet available in that area, the applicant is placed on a waiting list). We employ a minimal sales force, as wireline sales are primarily driven by network expansion and availability of service. Our wireline subscribers typically pay for telephone service (including international long distance) after being billed for it. Customers can pay their bills at any one of our six business centers, any Western Union branch, commercial banks and post offices. Customers can also utilize our prepaid card services on their landline phones.

*Customers.* We provide our wireline telephone services to residential and commercial customers. As a result of our continued network expansion into smaller communities and more recently, newly developed housing areas and residential parks, residential customers account for a growing portion of local telephone service revenues and the vast majority of new lines in service. In 2009, residential customers contributed approximately two thirds of the wireline local telephone service revenue and commercial customers provided approximately one third.

*Competition.* We have the exclusive right to provide domestic fixed and international voice and data services in Guyana pursuant to a license with an initial term that expires in December 2010 and which is renewable at our sole option for an additional 20 year term. In November 2009, we notified the Government of Guyana of our election to renew our exclusive license for an additional 20 years. However, the exclusivity provisions of our license have been, and currently are, the subject of negotiations with the Government of Guyana. See “—Regulation of Our GT&T Subsidiary—Other Regulatory Developments” and “Risk Factors—Our exclusive license to provide local exchange and international voice and data services in Guyana is subject to significant political and regulatory risk.”

### ***U.S. Operations***

We are a leading competitive integrated voice and broadband data communications services provider in Vermont and western New Hampshire through our Sovernet subsidiary. We also provide fiber based wholesale transport services in New York State through Sovernet’s subsidiary, ION, which we acquired in August 2008.

*Network.* We provide voice and data services using a network comprising telecommunications switching and related equipment that we own and telecommunications lines that we typically lease from the incumbent telephone company. We operate a high capacity fiber-optic ring network in Vermont that we use to connect 10 of our largest markets in the state. As of December 31, 2009, we had approximately 42,300 business and 4,400 residential access line equivalents, or ALEs, in billing. ALEs are calculated by determining the number of individual voice or data lines that generate a monthly recurring charge within an end user circuit or circuits.

Through ION, our wholesale transport business operates several redundant fiber rings comprising more than 2,000 fiber miles that connect major New York metropolitan hubs with rural communities within the state. In 2010 pursuant to a \$39.7 million award granted to ION by the National Telecommunications and Information Administration of the U.S. Department of Commerce, we expect to begin expanding our existing network by constructing ten new segments of fiber-optic, middle-mile broadband infrastructure, serving more than 70 rural communities in upstate New York and parts of Pennsylvania and Vermont.

*Sales and Marketing.* We sell our services primarily through a direct sales force that assists customers in choosing tailored solutions for their unique communication needs. The direct sales staff focuses on selling integrated voice and data to small and medium-sized businesses and other organizations. The sales force is geographically dispersed to maximize customer acquisition. Residential services are largely sold through advertising and word of mouth. We advertise on television and radio through cooperative arrangements and engage in other promotional activities from time to time. Our long haul transport and capacity services are sold through a direct sales force that deals directly with our customers, predominately telecommunications carriers.

*Customers.* We focus on two subsets of customers in Vermont and New Hampshire: small to medium sized businesses (or SMBs) and residential customers, with a particular focus on SMBs going forward. Our SMB customers require multiple telephone lines for voice communications, digital subscriber line (or DSL), DS1 and/or DS3 broadband data communications capacity. Our residential customers require voice and data communications (using either DSL or lower-speed, dial-up modems for data communications). As of December 31, 2009, we had approximately 3,900 business accounts and 1,900 residential accounts. We also provide dial-up internet services to thousands of customers in Vermont and western New Hampshire. Due to increased availability of high-speed internet services, our dial-up internet service subscriber base has been declining, which we expect will continue. Our wholesale transport and capacity customers are predominately telecommunications carriers such as local exchange carriers, wireless carriers and interstate integrated providers. We expect to expand ION's customer base in New York State to include more large-scale end users such as large enterprises, governmental agencies and educational institutions.

*Competition.* We compete for retail customers by offering customized voice and data solutions designed to meet the specific needs of our two targeted subsets of customers, coupled with superior customer service and competitive pricing. Our primary retail competitor is Fairpoint Communications, which acquired the incumbent local exchange business of Verizon Communications in northern New England. We also compete occasionally with other competitive service providers who target small and medium sized businesses, cable companies and other internet service providers seeking to provide voice and/or data services primarily to residential customers. In New York State, ION competes against other providers of wholesale high-capacity transport such as Verizon Communications and the multi-state long-haul providers.

### ***U.S. Virgin Islands Operations***

We are a leading provider of internet access services in the U.S. Virgin Islands through our Choice subsidiary, primarily under the domain names viaccess.net and islands.vi. Internet service is provided by dial-up and a variety of wireless broadband technologies. The broadband services include near-line-of-sight (or NLOS) portable wireless capabilities sold under the ClearChoice™ service name and WiFi hotspots and fixed wireless. Under our ClearChoice™ service residential and small business customers can easily self-install the broadband internet service and have the ability to move service from one location to another. In 2009, we continued to create additional broadband WiFi hotspots to serve the extensive tourist market.

In May 2009, we discontinued our multinational, wireless digital television services to residential subscribers and hotel rooms.

As of the end of 2009, the number of our broadband data customers decreased by 19% compared to 2008, due to the removal of non-paying customers from our billing system as well as other factors. During 2009, we also accelerated the sale of high capacity fixed wireless data services to some business and governmental customers. During the same period the number of our dial-up subscribers decreased by 53%.

*Network.* In general, our network consists of high-capacity, microwave backbone systems with lower capacity links for NLOS and WiFi access points. Off-island connectivity is provided by leased, fiber-based interconnections. We have expanded our data network over the last four years to support new service capabilities and provide more capacity for new broadband internet customers, although expansion of our data network in 2008 was at a significantly lower rate than previous years. Beginning in 2004, we built our primary customer access data networks using spectrum licensed from the FCC, which protected the spectrum from interference from other operators. All of our services (other than customer access at our WiFi

hotspots) are provided over this licensed spectrum and, therefore, are protected from the interference that often affects services deployed in unlicensed spectrum.

*Sales and Marketing.* We have two retail locations in the U.S. Virgin Islands that account for the majority of customer interaction. We also use direct sales for larger customers, particularly hotels and commercial users of our high-speed data services.

*Customers.* Our services are offered to local residential customers, hotels and lodging facilities, other local businesses and governmental agencies.

*Competition.* Our internet access services compete mostly with the local telephone company, as well as some smaller internet providers. In 2007, another carrier introduced broadband data services using licensed PCS spectrum and we believe other carriers will soon offer these services using a recently auctioned spectrum band, or other licensed spectrum. We believe we compete for wireless broadband customers based on price, ease of installation, ease of operation and network quality.

### **International Long Distance Services**

We are the exclusive provider of international long distance voice and data communications into and out of Guyana through our GT&T subsidiary. We collect a payment from foreign carriers for handling international long distance calls originating from the foreign carriers' country and terminating in Guyana. We make a payment to foreign carriers for international calls from Guyana terminating in the foreign carrier's country and are entitled to collect from our subscribers (and from competing wireless carriers), a rate that is regulated by the Public Utilities Commission of Guyana.

Overall, revenues from our international long distance services have been declining. For fiscal years 2007, 2008 and 2009, our revenues from such services were approximately 25%, 24% and 23%, respectively, of our consolidated revenues. Most of these revenues were from collecting settlement rate payments, which are paid in U.S. dollars, for international long distance calls into Guyana from other countries. For fiscal years 2007, 2008 and 2009, inbound international long distance traffic (together with outbound collect which also entitles us to receive a settlement rate payment), was approximately 84% of our total minutes of international long distance traffic, while outbound international traffic (including outbound collect) was approximately 15% of such traffic. We estimate that approximately one million Guyanese live in the United States, Canada and the United Kingdom and drive this profitable traffic to Guyana. With respect to outgoing international traffic, during the past three years, amounts we collected for outbound international traffic have in the aggregate exceeded the payments due to foreign carriers for such traffic, as the average rate we pay for outgoing international traffic has declined as well.

The rates at which we collect fees from foreign carriers for handling incoming international long distance calls, and the rates at which we pay foreign carriers for handling outgoing international calls, are established by agreement between us and the foreign carriers, and can be affected by maximum limits set by foreign telecommunications regulators, such as the Federal Communications Commission (or the FCC), as to how much carriers under their jurisdiction may pay for the termination of international traffic in another country.

*Network.* Our international long distance network is linked with the rest of the world principally through our ownership of a portion of the Americas II undersea fiber optic cable, which was commissioned in October 2000. We own capacity in four international fiber optic cables—the Americas I cable, which runs from Brazil to Trinidad, the U.S. Virgin Islands and the mainland United States, the Columbus II cable, which runs from the Caribbean region to the Azores, the Eastern Caribbean Fiber System (or ECFS) cable from Trinidad to Tortola and the Americas II cable which runs from Brazil through the Caribbean to the United States with a branch through French Guiana, Suriname and Guyana. In 2009 we began construction of a new fiber optic submarine cable into Guyana, which we are building with Telesur, the government owned telecommunications provider in Suriname. This cable will run from Trinidad and will branch into both Guyana and Suriname and is expected to be operational in the summer of 2010. This cable, when operational, would provide us with more robust redundancy, together with the capacity to meet growing data demands in Guyana, including the government's plans for a major, new technology park. We also lease capacity on Intelsat satellites and have two Standard B earth stations, which provide both international and local backhaul services in an effort to approach 100% voice redundancy and provide a partial back-up to our fiber optic cable capacity.

*Sales and Marketing.* Our international long distance business is driven mainly by the population of Guyanese living abroad and the number of people in Guyana capable of initiating and receiving international long distance calls, which consists of wireline telephone customers and all of the wireless subscribers in Guyana (including subscribers of other

wireless service providers). We typically do not market long distance service independent of domestic wireline and wireless services.

*Customers.* With respect to outgoing international long distance calls, our customers consist of our local wireline customers and wireless subscribers (including the customers of competing wireless carriers) as well as wholesale customers such as our wireless competitor and local internet service providers. With respect to incoming international long distance calls, we receive payments from foreign carriers, especially AT&T and IDT Corporation, who together accounted for approximately 50%, 43% and 12% of our international long distance revenue for 2007, 2008 and 2009, respectively. This decrease was largely attributable to our efforts in 2009 to decrease our dependence on a select few number of foreign carriers.

Over the past two years, we have sought to offer promotional pricing on outbound international calls, particularly for fixed line customers. Beginning January 1, 2010, the Guyana regulatory authorities allowed us to reduce our rates for a one-time promotion through March 31, 2010. We have applied for a three-month extension of this promotion. In addition, in 2009 we launched a low-rate wholesale, PBX offering to the internet service providers in country.

*Competition.* We have the exclusive right to provide domestic fixed and international voice and data services in Guyana pursuant to a license that has a stated initial term that expires in December 2010, which is renewable at our sole option for an additional 20 year term. In November 2009, we notified the Government of Guyana of our election to renew our exclusive license for an additional 20 years. However, the exclusivity provisions of our license have been, and currently are, the subject of negotiations with the Government of Guyana. See “—Regulation of Our GT&T Subsidiary—Other Regulatory Developments” and “Risk Factors—Our exclusive license to provide local exchange and international voice and data services in Guyana is subject to significant political and regulatory risk.” Since 2008 there has been a substantial and ongoing increase in efforts to illegally bypass our international exchange, and therefore our international license, and avoid paying us origination and termination fees. We have taken action against some local companies and individuals who are engaging in these efforts, including taking action against unlicensed operators in Guyana, introducing special outbound call center rates and we are examining automated technical solutions. In addition, we have made complaints to various foreign carriers and regulatory bodies in an effort to protect our network and our rights under our license. Guyana governmental authorities have made some effort to assist us, however, we have yet to see a major reduction in bypass activity. We believe the largest amount of bypass is occurring with respect to calls terminating on our competitor Digicel’s local wireless network and in the first quarter of 2010, we took legal action to defend our exclusive rights to provide international voice and data services. See “Legal Proceedings” and “Risk Factors—Any significant decline in the price or volume, including bypass activities, of international long distance calls to Guyana could adversely affect our financial results.”

## **Employees**

As of December 31, 2009, we had 889 employees (851 full-time and 38 part-time), of whom 199 were employed in the United States (including in the US Virgin Islands) and 626 were employed in Guyana. At the holding company level, we employ the executive management team and staff. More than half of the GT&T full-time work force is represented by the Guyana Postal and Telecommunications Workers Union. GT&T’s contract with the union was renegotiated effective October 1, 2008 and expires in October 2010. We do not have any union employees in Bermuda, Turks and Caicos or the United States. We believe we have good relations with our employees.

## **Regulation**

Our telecommunications operations are subject to extensive governmental regulation. The following summary of regulatory developments and legislation does not purport to describe all present and proposed federal, state, local, and foreign regulation and legislation that may affect our businesses. Please refer to Note 13 of the Consolidated Financial Statements included in this Report for a more detailed discussion of regulatory and litigation matters that concern our business.

Legislative or regulatory requirements currently applicable to our businesses may change in the future and legislative or regulatory requirements may be adopted by those jurisdictions that currently have none. Any such changes could impose new obligations on us that would adversely affect our operating results.

### **Regulation of Our GT&T Subsidiary**

We are subject to regulation in Guyana under the provisions of our licenses from the Government of Guyana, the Guyana Public Utilities Commission Act of 1999 (or PUC Law) and the Guyana Telecommunications Act 1990 (or Telecommunications Law). The Public Utilities Commission of Guyana (or PUC) is an independent statutory body with the principal responsibility for regulating telecommunications services in Guyana. We also have certain significant rights and

obligations under our agreement with Guyana pursuant to which we acquired our interests in GT&T in 1990, which we refer to as the Guyana Agreement.

*Licenses.* We provide domestic fixed and international voice and data services in Guyana pursuant to a license from the Government of Guyana granting us the exclusive right to provide: public telephone, radio telephone, and pay telephone services; domestic fixed; international voice and data services; sale of advertising in any telephone directories; and, switched or non-switched private line service. Rates for most of our services must be approved by the PUC. The license, which was issued in December 1990, has an initial 20-year term. We provide mobile wireless telephone service in Guyana pursuant to a non-exclusive license from the Government of Guyana. Our wireless license also was granted in December 1990 and has an initial 20 year term. Each of these licenses is renewable at GT&T's option, for an additional term of 20 years. In November of 2009, GT&T notified the Government that it is exercising its option to renew its exclusive and non-exclusive licenses for an additional period of 20 years. In exercising our option to renew our licenses, we reiterated to the Government that we would be willing to voluntarily relinquish the exclusivity aspect of our licenses, as part of an overall settlement with the Government.

*Guyana Agreement.* In 1990, we entered into the Guyana Agreement, pursuant to which we agreed to provide telecommunications services for public use in Guyana, including completing by February 1995 a significant expansion of those services, in exchange for a minimum return of 15% per annum on GT&T's capital dedicated to public use (or rate base). Based on a rate of return methodology consistent with the practices and procedures of the FCC, we believe the rate base includes GT&T's entire property, plant and equipment. The PUC, however, has disallowed or challenged several million dollars of franchise rights and working capital that we believe should be included in the rate base. The Guyana Agreement also provides that, upon non-renewal of our exclusive license covering domestic fixed and international voice and data services, the Government of Guyana will be entitled to purchase our interest in GT&T or the assets of GT&T upon mutually agreed upon terms or, absent such agreement, as may be determined by arbitration before the International Center for the Settlement of Investment Disputes.

*PUC Law and Telecommunications Law.* The PUC Law and the Telecommunications Law provide the general framework for the regulation of telecommunications services in Guyana. The PUC has authority to set rates and has certain powers to monitor our compliance with our exclusive wireline license and to require us to supply it with such technical, administrative and financial information as it may request. While we have challenged its position, the PUC claims broad authority to review and amend any of our programs for development and expansion of facilities or services.

We believe that the PUC has failed to adhere to the provisions of the Guyana Agreement guaranteeing us a minimum 15% per annum return on GT&T's rate base as required under the current PUC Law and predecessor statutes in effect since 1990. For a description of recent actions of the PUC, see Note 13 to the Consolidated Financial Statements included in this Report.

*Regulatory Developments.* Since 2001, the Government of Guyana has stated its intention to introduce additional competition into Guyana's telecommunications sector, and held formal discussions with GT&T in 2002 regarding this matter. During 2008, at the request of the Government, GT&T met with high-ranking members of the Government to discuss potential modifications of GT&T's exclusivity rights and the introduction of competition for international voice and data services. We believe that such competition is precluded by GT&T's exclusive license to provide domestic fixed and international voice and data services in Guyana, which has a stated expiration of its initial term in December 2010, and is renewable at our sole option for an additional 20 year term, which we exercised in November 2009.

We believe that any early termination of our exclusivity would require our consent and appropriate compensation to GT&T as well as the satisfactory resolution of certain long-standing claims between us and the Government relating to certain tax and other matters (described in Note 13 to the Consolidated Financial Statements included in this Report). In addition, certain modifications to the legal and regulatory regime governing the telecommunications market sector in Guyana will be necessary. The Government of Guyana has acknowledged to us that a transition to full competition may require a significant rebalancing of local and long distance rates for domestic and international services offered by GT&T. During 2008, GT&T held discussions with the Government to develop a methodology and process to implement rate rebalancing during and after a transition to competition. We have indicated to the Government that we would be willing to consider foregoing renewal of our international exclusivity rights in 2010, but only as part of an overall settlement agreement.

In October 2008, GT&T was informally notified that the Government has retained the services of a US-based law firm and a consultant to develop the legislative and regulatory reforms necessary to introduce telecommunications competition in Guyana. In 2008, GT&T met informally with these parties to discuss the process and possible timing of any legislation or regulatory initiative. In those discussions, GT&T was informed that draft legislation liberalizing the

telecommunications sector in Guyana may be available as early as the second half of 2009. We currently expect that draft legislation may be available in the first half of 2010. At this time, ATN and GT&T do not know whether or how any draft legislation will address GT&T's exclusive license, and if so, whether it would be pursuant to an agreement between GT&T and the Government. Other than entering into such an agreement on mutually acceptable terms, ATN and GT&T would seek to enforce GT&T's rights by law and contract to be the exclusive provider of domestic fixed and international voice and data services in Guyana and would pursue any other legitimate avenues of recourse available to us. Although ATN and GT&T believe that they would be entitled to damages for any involuntary termination of that exclusive license, ATN and GT&T cannot guarantee that we would prevail in any court or arbitration proceeding or that our actions would effectively halt any unilateral action by the Government.

In a letter dated September 8, 2006, the National Frequency Management Unit ("NFMU") indicated that spectrum fees in 2008 and onward may be increased beyond the amount agreed between GT&T and the Government in previous years. In a September 14, 2006 letter to the Government, GT&T asserted that, by agreement with the Government, spectrum fees should be capped until the NFMU develops a fee methodology acceptable to all GSM spectrum licensees. In correspondence to GT&T in June 2007, the NFMU stated that the cap on GSM spectrum fees would be removed in December 2007 but did not indicate whether a fee methodology would be developed. In its response to the NFMU, dated July 3, 2007, GT&T objected to the NFMU's proposed action and reiterated its position that an acceptable fee calculation methodology is necessary before the Government can assess spectrum fees. In a letter dated March 24, 2009, the NFMU requested information from GT&T for use in calculating spectrum fees for 2009. On October 28, 2009, GT&T and Digicel Guyana jointly submitted to the NFMU a proposed methodology for computing annual spectrum fees for mobile service providers and a proposed process for implementing the new fee structure. The proposed formula would calculate spectrum fees based on the quantity and frequencies of assigned bandwidth used by the operator and a value determined by the NFMU based on technical and use considerations.

In January 2007, the PUC issued a ruling allowing cellular companies the freedom to set peak rates within a floor of G\$7.00 (approximately US\$0.035) and a ceiling of G\$32.00 (approximately US\$0.16), with an off-peak ceiling of not less than 12% below the peak ceiling rate. Digicel has been offering promotions that appear to us clearly to violate the floor on cellular rates. We believe the PUC has acted in an unreasonably discriminatory manner in favor of GT&T's primary competitor by not enforcing the new minimum and maximum rates and in 2007, GT&T filed a lawsuit in Guyana High Court contesting the PUC's enforcement approach. During 2008, the PUC expressed its intent to revisit the floor rate and, possibly, eliminate it. That suit remains pending.

In 2008 and 2009, the Government of Guyana enacted legislation requiring telecommunications carriers to implement procedures and modify their networks to assist the Government's law enforcement activities. This legislation requires carriers to enable interception of communications and collect proof of address and photographic identification for all new and existing customers. GT&T is in full compliance with the intercept requirements and is in the process of updating its customer records. GT&T has communicated to the Government the logistical difficulty of complying with its records requirement and the possibility for disruptions in service and the Government has indicated that while it will not immediately enforce the disconnection, it will urge all carriers to use all possible avenues to collect this data.

*FCC Rule-Making and International Long Distance Rates.* The actions of telecommunications regulators, especially the FCC, affect the settlement rate payable by foreign carriers to GT&T for handling incoming international long distance calls. In 1997, the FCC adopted mandatory terminating rate benchmarks for many countries and required termination rates for Guyana, among several countries classified as low-income, to be reduced by January 2002 from \$0.85 to \$0.23 per minute. The reduction in the termination rate resulted in a substantial reduction in inbound international telecommunication revenue. On occasion, large carriers have proposed further reductions in the settlement rate benchmarks for many countries, including Guyana, and requested that the FCC initiate a rule-making to consider the issue. While the FCC has rejected these requests, it has indicated that it will continue to monitor and evaluate termination rate levels and benchmarks.

## **U.S. Federal Regulation of Our Commnet, Sovernet, and Choice Subsidiaries**

Our wireless and wireline operations in the United States and the U.S. Virgin Islands are governed by the Communications Act of 1934, as amended (or Communications Act), the implementing regulations adopted thereunder by the FCC, judicial and regulatory decisions interpreting and implementing the Communications Act, and other federal statutes.

### ***Wireless Services***

The FCC regulates, among other things, the licensed and unlicensed use of radio spectrum; the ownership, lease, transfer of control and assignment of wireless licenses; the ongoing technical, operational and service requirements; the



timing, nature and scope of network construction; the provision of certain services, such as E-911; and the interconnection of communications networks in the United States.

*Licenses.* We provide our wireless services under various commercial mobile radio services (or CMRS) licenses, such as cellular and broadband Personal Communications Services (or PCS) licenses, and broadband radio service (or BRS) licenses granted by the FCC and pursuant to leases of spectrum from FCC-licensed operators. Some of these licenses are site-based while others cover specified geographic market areas, typically Basic Trading Areas (or BTAs), as defined by the FCC. The technical and service rules, the specific radio frequencies and the authorized spectrum amounts vary depending on the licensed service. The FCC generally grants all CMRS and BRS licenses through periodic auctions, after determining how many licenses to make available in particular frequency ranges, what service rules will apply, and the terms on which the license auction will be conducted.

*Construction Obligations.* The FCC conditions licenses on the satisfaction of certain construction obligations. The obligations vary depending on the licensed service. Failure to satisfy an applicable construction requirement can result in the assessment of fines and forfeitures by the FCC, a reduced license term, or automatic license cancellation. We are in compliance with the applicable construction requirements that have arisen for the licenses we currently hold and expect to meet all future construction requirements as well.

With respect to some of our licenses, if we were to discontinue operation of a wireless system for a period of time, at least 90 continuous days for cellular licenses, our license for that area would be automatically forfeited.

*License Renewals.* Licenses generally have a 10-year term and are renewable upon application to the FCC. License renewal applications may be denied if the FCC determines, after appropriate notice and hearing, that renewal would not serve the public interest, convenience, or necessity. At the time of renewal, if a competing application is filed and if we can demonstrate that we have provided “substantial” service during the past license term and have complied with applicable FCC rules and policies and the Communications Act, then the FCC will award a renewal expectancy to us and will generally renew our existing licenses without considering any competing applications. The FCC defines “substantial” service as service which is sound, favorable and substantially above a level of mediocre service that might only minimally warrant renewal. If we do not receive a renewal expectancy, then the FCC will accept competing applications for the license and conduct a comparative hearing. In that situation, the FCC may award the license to another applicant. While our licenses have been renewed regularly by the FCC in the past, there can be no assurance that all of our licenses will be renewed in the future.

The FCC may deny license applications and, in extreme cases, revoke licenses, if it finds that an entity lacks the requisite “character” qualifications to be a licensee. In making that determination, the FCC considers whether an applicant or licensee has been the subject of adverse findings in a judicial or administrative proceeding involving felonies, the possession or sale of unlawful drugs, fraud, antitrust violations, or unfair competition, employment discrimination, misrepresentations to the FCC or other government agencies, or serious violations of the Communications Act or FCC regulations. To our knowledge, there are no activities and no judicial or administrative proceedings involving either us or the licensees in which we hold a controlling interest that would warrant such a finding by the FCC.

*License Acquisitions.* Prior FCC approval typically is required for transfers or assignments of a controlling interest in any license or construction permit, or of any rights thereunder. Non-controlling minority interests in an entity that holds an FCC license generally may be bought or sold without FCC approval, subject to any applicable FCC notification requirements. The FCC permits licensees to lease spectrum to third parties under certain conditions, subject to prior FCC approval, unless certain spectrum leases are involved. These mechanisms provide additional flexibility for wireless providers to structure transactions and create additional business and investment opportunities.

In reviewing proposed transactions, the FCC utilizes a spectrum aggregation screen to determine whether the transaction requires additional scrutiny. A transaction will trigger heightened scrutiny if it will result in the geographic overlap of CMRS spectrum in a given area that is equal to or in excess of 95 MHz, 115 MHz, 125 MHz, or 145 MHz, depending on the availability of BRS and Advanced Wireless Services (or AWS) spectrum in an overlap area. We are well below the spectrum aggregation screen in the geographic areas in which we hold or have access to licenses, and thus we may be able to acquire additional spectrum either from the FCC in an auction or from third parties in private transactions. Similarly, our competitors may be able to strengthen their operations by making additional acquisitions of spectrum in our markets or by further consolidating the industry.

The FCC no longer caps the amount of CMRS spectrum in which an entity may hold an attributable interest and now engages in a case-by-case review of proposed wireless transactions, including spectrum acquired via auction, to ensure that the proposed transaction serves the public interest and would not result in a rule violation or an undue concentration of

market power. The change in approach has further increased the ability of wireless operators to attract capital or to make investments in other wireless operators.

The FCC may prohibit, or impose conditions on, proposed transactions involving the transfer of licenses or the lease of spectrum. Although we cannot ensure that the FCC will approve, not condition, or act in a timely fashion upon any future requests for approval of proposed transactions in which we are involved, we have no reason to believe that the FCC would not approve or grant such requests or applications in due course.

*Other Requirements.* The Communications Act and the FCC's rules impose a number of additional requirements upon wireless service providers.

Wireless licensees must satisfy a variety of FCC requirements relating to technical and reporting matters. Licensees must often coordinate frequency usage with adjacent licensees and permittees to avoid interference between adjacent systems. In addition, the height and power of transmitting facilities and the type of signals emitted must fall within specified parameters. For certain licensed services, a variety of incumbent government and non-government operations may have to be relocated before a licensee may commence operations, which may trigger the payment of relocation costs by the incoming licensee.

The radio systems towers that we own and lease are subject to Federal Aviation Administration and FCC regulations that govern the location, marking, lighting, and construction of towers and are subject to the requirements of the National Environmental Policy Act, National Historic Preservation Act, and other environmental statutes enforced by the FCC. The FCC has also adopted guidelines and methods for evaluating human exposure to radio frequency emissions from radio equipment. We believe that all of our radio systems on towers that we own or lease comply in all material respects with these requirements, guidelines, and methods.

The FCC has adopted requirements for cellular, PCS and other CMRS providers to implement basic and enhanced 911, or E-911, services. These services provide state and local emergency service providers with the ability to better identify and locate 911 callers using wireless services, including callers using special devices for the hearing impaired. Because the implementation of these obligations requires that the local emergency services provider have certain facilities available, our specific obligations are set on a market-by-market basis as emergency service providers request the implementation of E-911 services within their locales. The FCC is considering changes to its rules and policies concerning E-911 location accuracy. We are unable at this time to predict the likely outcome of this proceeding. The extent to which we are required to deploy E-911 services will affect our capital spending obligations. Federal law limits our liability for uncompleted 911 calls to a degree commensurate with wireline carriers in our markets.

Under certain circumstances, federal law also requires telecommunications carriers to provide law enforcement agencies with capacity and technical capabilities to support lawful wiretaps pursuant to the Communications Assistance for Law Enforcement Act (or CALEA). Federal law also requires compliance with wiretap-related record-keeping and personnel-related obligations. We are in compliance with all such requirements currently applicable to us. The FCC has adopted rules that apply these CALEA obligations to high speed Internet access and voice-over Internet protocol (or VoIP) services. Maintaining compliance with these law enforcement requirements may impose additional capital spending obligations on us to make necessary system upgrades.

### ***Wireless and Wireline Services***

*Universal Service.* In general, all telecommunications providers are obligated to contribute to the federal Universal Service Fund (or USF), which is used to promote the availability of wireline and wireless telephone service to individuals and families qualifying for federal assistance, households located in rural and high-cost areas, and to schools, libraries and rural health care providers. Contributions to the federal USF are based on end user interstate telecommunications revenue. We contribute to the USF as required by the rules throughout the U.S., and our subsidiary Commnet receives approximately \$1.7 million per year from the USF for providing service in rural areas of Nevada. The FCC has initiated rule making proceedings to consider broad-based reform of the USF program and the U.S. Congress has expressed similar interest. We cannot predict the impact of any changes in USF policy or rules on the amounts that we pay or receive. Some states have similar programs which require contribution based on end user intrastate telecommunications revenue. It is likely that, if the federal universal service program is modified, some or all state programs may be modified as well. We cannot predict the impact of any such changes on the amounts we pay into these programs, or the amounts that we might potentially be eligible to receive from them.

*Inter-carrier Compensation.* Under federal and state law, telecommunications providers are generally required to compensate one another for originating and terminating traffic for other carriers. Consistent with these provisions, the Company currently receives compensation from other carriers and also pays compensation to other carriers. The FCC has had proceedings open since 2001 exploring potential changes to these rules, and the FCC recently has indicated that it may take up this issue again in the next year. We cannot currently predict the impact of any changes to these requirements on the amounts that we pay or receive.

*Local Competition.* The Communications Act encourages competition in local telecommunications markets by removing barriers to market entry and imposing on non-rural incumbent local exchange carriers (or ILECs), among other things, duties to:

- negotiate interconnection agreements at any technically feasible point on just, reasonable, and non-discriminatory rates, terms, and conditions;
- provide access to certain unbundled network elements (or UNEs), such as local loops and interoffice transport, or combinations of UNEs at nondiscriminatory, cost-based rates in certain circumstances;
- provide physical collocation, which allows competitive local exchange carriers (or CLECs), such as Sovernet, to install and maintain its network termination equipment in an ILEC's central office or to obtain functionally equivalent forms of interconnection under certain circumstances;
- provide access to poles, ducts, conduits, and rights-of-way on a reasonable, non-discriminatory basis;
- offer retail local telephone services to resellers at discounted wholesale rates;
- when a call originates on its network, compensate other telephone companies for terminating or transporting the call;
- provide dialing parity, which ensures that customers are able to route their calls to telecommunications service providers without having to dial additional digits;
- provide notice of changes in information needed for another carrier to transmit and route services using its facilities; and
- provide telephone number portability, so customers may keep the same telephone number if they switch service providers.

In addition, under Section 271 of the Communications Act, the Bell Operating Companies (or BOCs) have an obligation to provide certain network elements, including elements (for example, local switching) that have been removed from the mandatory list of network elements that must be unbundled under Section 251 of the Communications Act. The BOCs are required to provide Section 271 network elements under a "just and reasonable" pricing standard. Over time, the FCC has removed the BOC's obligation to provide certain network elements under Section 271. There can be no assurance that the FCC will not continue to exercise its authority to remove other Section 271 network element obligations in the future. Any such action by the FCC may have an adverse effect on Sovernet's financial condition or operations. Sovernet operates in a region where the ILEC is required to comply with the above-mentioned statutory provisions, and, accordingly, has benefited from the reduced costs in acquiring required communication services, such as ILEC interconnection, and has benefited from the right to receive compensation for the termination of traffic. Provisions relating to interconnection, telephone number portability, equal access, and resale could, however, subject us to increased competition and additional economic and regulatory burdens.

Choice has not similarly benefited from these provisions, because, in contrast to Sovernet, Choice operates in a region where the ILEC is classified as a rural ILEC, such that under Section 251(f) of the Communications Act, the rural ILEC is exempt from certain unbundling and other obligations that are set forth in Section 251(c) of the Communications Act.

## ***Internet Services***

We provide Internet access services as an Internet service provider (or ISP). The FCC has classified such services as information services, so they are not subject to various regulatory obligations that are imposed on common carriers, such as paying access charges or contributing to the Universal Service Fund. The FCC generally preempts state and local regulation of information services. While the FCC to date has declined to classify interconnected VoIP service as a telecommunications service or information service, it has imposed a number of consumer protection and public safety obligations on interconnected VoIP providers, relying in large part on its general ancillary jurisdiction powers. To the extent that we provide interconnected VoIP service we will be subject to a number of common carrier regulations.

The FCC initiated a rulemaking proceeding in October 2009 to consider whether to amend and codify its general Internet policy statement principles. The proposed rules would require service providers to enable end users to (1) send and receive lawful content of their choosing; (2) use lawful applications and services of their choosing; (3) attach and use devices of their choosing on the network; (4) enjoy competition among network providers, application providers, service providers, and content providers; (5) not discriminate with regard to traffic sent over the network; and (6) disclose information regarding network practices to customers, application and content providers, and the government. The FCC proposes to apply the rules to broadband Internet access provided over all platforms, including mobile wireless, fixed wireless, unlicensed, and satellite. At this time, the outcome of this proceeding and its affect on the Company, if any, is uncertain.

### **Obligations Applicable to Sovernet Subsidiary ION HoldCo, LLC Due to Economic Stimulus Grant**

Sovernet's subsidiary ION HoldCo, LLC (ION) has been awarded a \$39.7 million grant from the Broadband Technology Opportunities (BTOP) program of the U.S. Department of Commerce (DOC) pursuant to the American Recovery and Reinvestment Act of 2009 (ARRA). As a BTOP awardee, ION will be subject to the various terms and conditions included in the agency's Notice of Funds Availability (NoFA) published in the Federal Register on July 9, 2009. Among these requirements are Interconnection and Non-Discrimination requirements by which any awardee must: (i) adhere to the principles contained in the FCC's Internet Policy Statement (FCC 05-151, adopted August 5, 2005) or any subsequent ruling or statement; (ii) not favor any lawful Internet applications and content over others; (iii) display network management policies in a prominent location on its web page and provide notice to customers of changes to these policies; (iv) connect to the public Internet directly or indirectly, so that the project is not an entirely private closed network; and (v) offer interconnection, where technically feasible without exceeding current or reasonably anticipated capacity limitations, at reasonable rates and terms to be negotiated with requesting parties. These requirements apply only to ION's BTOP-funded project and thus do not apply to facilities and networks operated by our other subsidiaries, which are not funded by BTOP.

As a BTOP awardee, ION also will be required to comply with other terms and conditions of the DOC grant, including reporting, transparency and audit requirements pursuant to Section 1512 of the ARRA, and notification and reporting obligations set forth in the Office of Management and Budget Memorandum, *Implementing Guidance for Reports on Use of Funds Pursuant to the American Recovery and Reinvestment Act of 2009* (OMB M-09-21, June 22, 2009).

### **State Regulation of Our Commnet and Sovernet Subsidiaries**

Federal law preempts state and local regulation of the entry of, or the rates charged by, any CMRS provider. As a practical matter, we are free to establish rates and offer new products and service with a minimum of regulatory requirements. The states in which we operate maintain nominal oversight jurisdiction. For example, although states do not have the authority to regulate the entry or the rates charged by CMRS providers, states may regulate the "other terms and conditions" of a CMRS provider's service. Most states still maintain some form of jurisdiction over complaints as to the nature or quality of services and as to billing issues. Since states may continue to regulate "other terms and conditions" of wireless service, and a number of state authorities have initiated actions or investigations of various wireless carrier practices, the outcome of these proceedings is uncertain and could require us to change certain of our practices and ultimately increase state regulatory authority over the wireless industry. States and localities assess on wireless carriers taxes and fees that may equal or even exceed federal obligations.

The location and construction of our wireless transmitter towers and antennas are subject to state and local environmental regulation, as well as state or local zoning, land use and other regulation. Before we can put a system into commercial operation, we must obtain all necessary zoning and building permit approvals for the cell site and tower locations. The time needed to obtain zoning approvals and requisite state permits varies from market to market and state to state. Likewise, variations exist in local zoning processes. If zoning approval or requisite state permits cannot be obtained, or if environmental rules make construction impossible or infeasible on a particular site, our network design might be adversely affected, network design costs could increase and the service provided to our customers might be reduced.

The FCC has adopted a declaratory ruling establishing presumptive timeframes in which states and localities must resolve tower siting applications before the applicant may seek judicial review—90 days for collocations and 150 days for all other siting applications. This ruling will expedite our ability to seek legal redress, and thus mitigate tower construction delays, in the event a state or locality does not timely act on our zoning applications. A petition for reconsideration of this ruling has been filed and is awaiting FCC action.

### **Regulation of Our Choice Subsidiary**

Our operations in the U.S. Virgin Islands are regulated by the FCC and governed by the Communications Act. Like other states, the U.S. Virgin Islands has a Public Services Commission (or PSC) that oversees public utilities including the local telephone company. While we are not regulated by the PSC, we often appear before the PSC in our efforts to provide competitive telecommunications services in the U.S. Virgin Islands.

The FCC regulates Choice's use of Broadband Radio Service, Educational Broadband Service and PCS spectrum. The FCC has adopted new technical rules applicable to these spectrum bands. We do not anticipate that the new requirements will have a material effect on Choice operations.

### **Regulation of Our Bermuda Subsidiary**

In Bermuda, our BDC subsidiary is subject to Bermuda's Telecommunications Act of 1986 (the "Telecommunications Act"). BDC is authorized to use spectrum to deliver services under our "Class B" license, which entitles BDC to provide mobile voice and data services on Bermuda. BDC's Class B license expires in 2013.

In November 2005, the Ministry of Telecommunications & eCommerce ("METEC" or the "Ministry") and Technology directed BDC to cease offering certain data services through its "Bull" branded wireless modem. BDC challenged the directive in the Bermuda Supreme Court (the "Court") claiming that the directive contravenes BDC's license to provide data services and BDC's long history of providing data services. In June 2006, the Court ruled in favor of BDC. The Ministry filed an appeal which was decided in favor of BDC in November 2007.

In August 2006 and in January 2007, the METEC released consultation documents seeking comment on a new regulatory framework for the telecommunications industry in Bermuda. The Ministry asked current telecommunications service providers to comment on methods to liberalize the telecommunications industry in Bermuda including converting existing service-specific licenses to Unified Domestic Licenses (or UDLs) that permit any licensed carrier (whether historically a wireless, wireline, data or international licensee) to offer any type of service. BDC has actively participated in the process at the Ministry to make its position known. There was little public progress on this issue in 2007, but in February 2008 the new Minister of Energy Telecommunications & eCommerce reiterated the Bermuda Government's intention to proceed with a UDL-based scheme and to create an independent regulatory authority for telecommunications in Bermuda (the "Telecommunications Reform"). It has been proposed that two new acts will be drafted to accommodate this, (i) a Utility Regulation Act; and (ii) a Communications Act to replace sections of the Telecommunications Act (the "Telecommunications Reform Legislation").

The drafting and consultation process of the Telecommunications Reform is currently in progress and, according to the Ministry's plan, it is anticipated that the implementation of Telecommunications Reform Legislation by Bermuda's Legislature will occur in late 2010.

### **Taxation—Guyana**

GT&T's worldwide income is subject to Guyanese tax at a rate of 45% of taxable income. The Guyana Agreement provides that the repatriation of dividends to Atlantic Tele-Network and any payment of interest on GT&T debt denominated in foreign currency are not subject to withholding taxes. It also provides that fees payable by GT&T to Atlantic Tele-Network or any of its subsidiaries for management services shall be payable in foreign currency and shall not be subject to currency restrictions or withholding or other Guyana taxes. GT&T has a number of tax issues pending before the Guyana revenue authorities or the Guyana courts. See "Risk Factors—Risk Relating to Our Wireless and Wireline Services in Guyana—GT&T is engaged in significant tax disputes with the Guyanese tax authorities which could adversely affect our financial condition and results of operations" and Note 11 to the Consolidated Financial Statements included in this Report.

## **Taxation—United States**

As a U.S. corporation, Atlantic Tele-Network is subject to U.S. federal income taxation on its worldwide net income, currently at rates up to 35% of taxable income. In general, a U.S. corporation is only subject to U.S. taxation on the earnings and profits (or E&P) of a foreign corporation when such E&P is actually distributed or deemed distributed. Pursuant to the foreign tax credit provisions of the Internal Revenue Code, and subject to complex limitations contained under those provisions, Atlantic Tele-Network is entitled to credit foreign withholding taxes on dividends or interest received, and foreign corporate income taxes of its subsidiaries paid with respect to income distributed as dividends or income inclusions under Subpart F from such subsidiaries, against Atlantic Tele-Network's U.S. federal income tax. The Company does not provide for U.S. income taxes on the undistributed earnings of its foreign subsidiaries that are considered to be indefinitely reinvested outside of the U.S.

As of the end of 2009, Atlantic Tele-Network has a foreign tax credit carryforward of \$17.0 million. These credits begin expiring in 2011. Based upon current projections and planning, Atlantic Tele-Network currently estimates that it is more likely than not that \$12.0 million of these credits will expire unutilized. It has therefore placed a valuation allowance of \$12.0 million against the foreign tax credit carryforward.

## Available Information

Our website address is [www.atni.com](http://www.atni.com). The information on our website is not incorporated by reference in this Report and you should not consider information provided on our website to be part of this Report. You may access, free of charge, our annual reports on Form 10-K, quarterly reports on Form 10-Q and current reports on Form 8-K, plus amendments to such reports as filed or furnished pursuant to Section 13(a) or 15(d) of the Securities Exchange Act of 1934, as amended, through the "Financial Information" portion of our website as soon as reasonably practicable after we electronically file such material with, or furnish it to, the Securities and Exchange Commission. In addition, paper copies of these documents may be obtained free of charge upon request by writing to us at 10 Derby Square, Salem, Massachusetts 01970, Attention: Investor Relations, or by calling us at (978) 619-1300.

We have adopted a written Code of Ethics that applies to all of our employees and directors, including, but not limited to, our principal executive officer, principal financial officer, and principal accounting officer or controller, or persons performing similar functions. Our Code of Ethics, along with our Compensation Committee Charter and Audit Committee Charter, are available at the Corporate Governance section of our website. We intend to make any disclosure required under the SEC rules regarding amendments to, or waivers from, our Code of Ethics on our website.

## ITEM 1A. RISK FACTORS

In addition to the other information contained in, or incorporated by reference into, this Report, you should carefully consider the risks described below which could materially affect our business, financial condition or future results. These risks are not the only risks facing us. Additional risks and uncertainties not presently known to us or that we currently believe are immaterial also may materially adversely affect our business, financial condition and/or results of operations.

### Risks Relating to our U.S. Wireless Business

***A significant portion of our U.S. wholesale wireless revenue is derived from a small number of customers that could build or acquire overlapping networks.***

Our Commnet subsidiary, which accounted for approximately 43% of our consolidated revenue in 2009, generates a substantial majority of its revenues from three national wireless service providers. In 2009, these three national wireless service providers together accounted for 81% of Commnet's revenues.

Commnet's relationships with its customers generally are much more financially significant for Commnet than for Commnet's customers, which can give its customers significant leverage in negotiating pricing and other terms. If we fail to keep any of these customers satisfied with our service offerings or economic terms and lose their business or are unable to renew or enter into new agreements with these customers on beneficial terms (including pricing) to us, we could suffer a substantial loss of revenue, which would have a materially adverse effect on our results of operations and financial condition.

In addition, if these customers build or acquire wireless networks in our service areas we may lose revenue and scale. Should any of these customers take such actions over a significant portion of the areas we serve, it may have a materially adverse effect on our results of operations and financial condition. For example, the recent acquisition by Verizon Wireless of Alltel Corporation assets, and pending acquisition of Alltel assets by AT&T, will result in those customers of Commnet having their own infrastructure in markets where they are currently served by Commnet. This is expected to result in a significant loss of revenue and operating income for Commnet in future periods, which, if not offset by growth in other revenues generated by Commnet or other sources could materially reduce overall operating profits.

***Our failure to maintain favorable roaming arrangements could have a material adverse effect on our ability to provide service to retail wireless customers who travel outside our coverage area.***

In addition to providing us with significant revenue, the roaming arrangements established by our retail wireless operations enable our customers to use the wireless networks of other wireless carriers when they travel outside of our licensed service area. This enables us to offer our customers competitively priced regional and international rate plans that include areas for which we do not own wireless licenses. If we are not able to maintain favorable roaming agreements with other wireless carriers, we may no longer be able to offer these regional and international rate plans and the coverage area and pricing we offer to our customers may not be as attractive relative to the offers from our competitors. When our roaming agreements expire or are terminated, our roaming partners could choose not to renegotiate such agreements and could enter into roaming agreements with other carriers serving our markets or choose not to include our markets in their service offerings altogether. This could have a material adverse effect on our future operations. Furthermore, our roaming revenue

from visitors to our markets is highly dependent on the pricing decisions made by our roaming partners. If our markets are not included in our roaming partners' home calling areas and are instead subject to the imposition of additional roaming charges, we could see a loss of roaming minutes and revenue which could have a material adverse effect on our results of operations.

### **Risks Relating to Our Wireless and Wireline Services in Guyana**

*Our exclusive license to provide local exchange and international voice and data services in Guyana is subject to significant political and regulatory risk.*

Since 1991, our subsidiary GT&T has operated in Guyana pursuant to a license from the Government of Guyana to be the exclusive provider of domestic fixed and international voice and data services pursuant to a license with an initial term ending in December 2010, which is renewable at our sole option for an additional 20 year term. In November 2009, we notified the Government of Guyana of our election to renew our exclusive license for an additional 20 years. Since 2001, the Government of Guyana has stated its intention to introduce additional competition into Guyana's telecommunications sector, including conducting formal discussions with GT&T in 2002 regarding this matter. Specifically, Guyana Government officials have publicly stated their intention to revoke or terminate the license and have made efforts to enact legislation that would allow for competition in areas that are precluded by the exclusivity term. In addition, the telecommunications regulatory body in Guyana initiated an action a number of years ago questioning the status and validity of such terms. See "Business—Regulation of Our GT&T Subsidiary."

We believe that any early termination of our exclusivity would require our consent and appropriate compensation to GT&T, including, but not limited to, an adjustment of service rates to reflect the real economic cost to GT&T of providing such services. Further, we believe that certain modifications to the legal and regulatory regime governing the telecommunications market sector in Guyana would be needed, and we would also seek the satisfactory resolution of certain long-standing claims between us and the Government relating to certain tax and other matters (as described in Note 13 to the Consolidated Financial Statements included in this Report), for us to consider voluntarily relinquishing GT&T's rights by law and contract to be the exclusive provider of local exchange and international voice and data services in Guyana.

During 2008, at the request of the Government, GT&T met with high-ranking members of the Government to discuss potential modifications of GT&T's exclusivity rights and the Government's desire to see the introduction of competition for local exchange and international voice and data services. We believe that such competition is precluded by the exclusivity provisions of our license, but we have expressed our willingness to relinquish those rights under reasonable conditions and with the proper safeguards in place. We have continued to have less formal discussions with government officials and remain willing to discuss a negotiated solution. In late 2008, the Government retained a law firm and consultant to prepare draft legislation for a new telecommunications regulatory regime which may provide for the issuance of multiple licenses for telecommunications services in areas in which we had exclusivity. Based on informal discussions with these parties, we currently expect draft legislation to be available in the first half of 2010.

At this time, ATN and GT&T do not know whether or how any draft legislation will address GT&T's exclusive license, and if so, whether it would be pursuant to an agreement between GT&T and the Government. Other than entering into such an agreement on terms acceptable to us, we would seek to enforce GT&T's rights by law and contract to be the exclusive provider of international voice and data services in Guyana. Although we believe that we would be entitled to damages for any involuntary termination or material modification of that license and potentially injunctive relief, we cannot guarantee that we would prevail in any court or arbitration proceeding.

We are dependent on GT&T for a substantial portion of our revenues and profits. For the year ended December 31, 2009, approximately 38% of our consolidated revenue and approximately 36% of our consolidated net income, respectively, were generated by GT&T. Our international long distance revenues alone accounted for approximately 16% of our consolidated revenues in 2009. A loss of exclusivity on international voice and data service would result in a reduction in the international call traffic that we handle and could also result in a decline in international calling rates and termination fees. As of December 31, 2009, we have invested more than \$300 million in Guyanese telecommunications infrastructure. Any modification, early termination or other revocation of the exclusive domestic fixed and international voice and data license could adversely affect a substantial portion of our revenues and profits and diminish the value of our investment in Guyana.



***Any significant decline in the price or volume, including as a result of bypass activities, of international long distance calls to Guyana could adversely affect our financial results.***

We collect payments from foreign carriers for handling international long distance calls originating from the foreign carriers' countries and ending in Guyana. The payments, which are based on volume and payment rates, are pursuant to arrangements we have with the foreign carriers and are subject to the actions of telecommunications regulators, such as the U.S. FCC. For the year ended December 31, 2009, our revenues from GT&T's inbound and outbound international long distance services were \$38.2 million (or 16% of our consolidated revenue for 2009) and constituted a significant portion of our profits. More than half of these revenues and profits were from collecting payments for international long distance calls into Guyana from other countries.

Any decrease in the payment rate or the volume of inbound long distance calls would reduce the amount of the payments we collect. We believe the volume of international long distance voice traffic is increasingly being threatened by customers and illegal operators bypassing our international exchange through various means, including sending voice traffic as Voice over Internet Protocol (or VoIP). In 2008 and through 2009, this activity—whether by known carriers or small “black market” operators—increased significantly. Further reductions in the payment rates or a decline in inbound international long distance volume, through VoIP, competition or otherwise, would adversely affect our revenues and profits, and would deprive us of a critical source of U.S. currency as payments from foreign carriers to GT&T are in U.S. dollars.

***The regulation of the rates that GT&T may charge for services may adversely affect our profitability, revenue growth and our ability to make additional network investment in Guyana.***

The rates that GT&T may charge for its public services are regulated by the PUC, an independent regulatory body responsible for regulating telecommunications in Guyana. The PUC has authority to set rates for local wireline, outbound international and a range of other services and has broad powers to assess GT&T's compliance with the terms of GT&T's exclusive license with the Government of Guyana. Under that license, GT&T is entitled to charge rates that will enable it to earn an annual minimum rate of return equal to 15% of GT&T's capital dedicated to public use. Unless otherwise agreed to by the parties, the license states that such rates shall be calculated on the basis of GT&T's entire property, plant and equipment in a manner consistent with the practices and procedures of the FCC. The PUC, however, has disallowed or challenged several million dollars of franchise rights and working capital that we believe should be included in the base upon which rates are determined in accordance with the terms of the license (or rate base). Furthermore, when we have demonstrated under-earning in the past the PUC has often refused to allow an increase in rates to the level we believed necessary to earn the minimum return. Any failure by the PUC to calculate rates in accordance with the rate of return calculation in the license or to allow an increase in rates when we demonstrate under-earning would adversely affect our profitability, revenue growth and our ability to make additional network investment in that country.

In addition, we calculate the rate base in U.S. dollars based on a historical U.S. dollar valuation of dedicated capital, which protects the value of GT&T earnings, to the extent rate increases are allowed, from devaluations in the Guyanese dollar. The PUC has neither approved nor disapproved this method of calculation. If we were required to calculate the rate base based on a Guyanese dollar valuation of dedicated capital, the value of GT&T's earnings would be subject to devaluations in the Guyanese dollar if we are unable to increase rates.

The rates that GT&T may charge for its mobile services are also regulated by the PUC. In January 2007 the PUC established floor and ceiling rates for both pre-paid and post-paid cellular services and required cellular service providers to begin billing on a per second basis rather than a per minute basis. We believe the PUC has enforced the new minimum and maximum rates in favor of GT&T's primary wireless competitor and, in late 2007, GT&T filed a lawsuit contesting the PUC's enforcement approach. During 2008, the PUC expressed its intent to revisit the floor rate and, possibly, eliminate it. That suit remains pending.

The PUC has also proposed to extend per second billing to international calls. Any rapid decline in market pricing as a result of these changes, discriminatory enforcement, or competitive forces, without an offsetting increase in volume, would negatively impact the revenues and profits of our wireless business in Guyana.

***GT&T is engaged in significant tax disputes with the Guyanese tax authorities which could adversely affect our financial condition and results of operations.***

GT&T's income is subject to Guyanese tax at an overall rate of 45%. GT&T has received various income tax assessments from Guyana tax authorities that claim GT&T owes approximately \$23.5 million in additional income taxes for past periods. A substantial portion of this amount is based on the disallowance of 80% of GT&T's deduction for management

fees paid to us pursuant to the original investment agreement and related agreements. This management fee was set at approximately 6% of GT&T's revenue for the fiscal year 2009, but, effective in 2010, ATN reduced the fee to 5% of GT&T's revenue. Although we believe that the fee is part of the original contract, it is similar to amounts charged by other international telecommunications companies to their foreign subsidiaries for management advisory services and is an appropriate and proper expense given the extensive services and expertise we provide, we may not prevail in these tax disputes. In addition, if recently reconvened negotiations result in an overall settlement of outstanding issues with the Government, we might be forced to agree to reduce the amount, or deductibility of the management fees. If GT&T is required to pay these additional taxes, it could have a material adverse effect on our financial condition and results of operations.

### **Risks Relating to Our Potential Acquisition**

***Our ability to expand our US operations pursuant to our pending acquisition of former Alltel assets is subject to the receipt of certain regulatory approvals.***

On June 9, 2009, we entered into a Purchase Agreement with Cellco Partnership d/b/a Verizon Wireless ("Verizon") to acquire wireless assets previously acquired by Verizon in its acquisition of Alltel Corporation ("Alltel") located in Georgia, North Carolina, South Carolina, Illinois, Ohio and Idaho (the "Alltel Acquisition"). Verizon is required to divest these assets pursuant to consent decrees it entered into with the Department of Justice related to its purchase of Alltel in January 2009. Consummation of the Alltel Acquisition is subject to the satisfaction of certain conditions, including (i) the receipt of the approval of the Department of Justice to the Alltel Acquisition, (ii) the receipt of the approval of the Federal Communications Commission to the transfer, assignment or change in control of certain licenses pursuant to the Alltel Acquisition and (iii) the receipt of required consents from state public utility commissions, if any. In 2009, we accumulated \$7.2 million of Alltel-Acquisition-related expenses. Although we have received no indication that the required regulatory authorities do not plan to authorize the consummation of the Alltel Acquisition, there can be no guarantee that we will receive all required approvals.

***Our ability to finance the Alltel Acquisition depends on our ability to draw upon our existing credit facility.***

In connection with the Alltel Acquisition, we amended and restated our existing credit facility to restate our existing \$73.96 million term loan ("Term Loan A") and previously undrawn \$75 million revolving credit facility (the "Revolver Facility") and to provide for a new \$150 million term loan ("Term Loan B", and, together with Term Loan A and the Revolver Facility, the "New Credit Facility"). No amount is currently outstanding under Term Loan B. We may use the proceeds of the Term Loan B solely in connection with the Alltel Acquisition and it is currently available to be drawn by us until the earlier of (i) completion of the Alltel Acquisition and (ii) March 31, 2010 (the "Term Loan B Commitment Expiration Date"). We intend to request an extension to the Term Loan B Commitment Expiration Date during the first quarter of 2010.

***Our financial performance following the consummation of the Alltel Acquisition may not reflect market expectations.***

As previously confirmed in the first quarter of 2010, the Company believes that annualized service revenues from the Alltel Acquisition are expected to range from \$450 million to \$500 million in the first twelve months following the anticipated close of the transaction. During that period, EBITDA margins are projected to be below industry standards, due to transition and operating expenses. While there can be no assurances regarding our future financial performance as a result of the Alltel Acquisition, we currently expect to progressively increase EBITDA margins over the first twelve to eighteen months and to reach more normalized levels of between 20% and 30% some time in 2011.

### **Other Risks Relating to Our Businesses and Industry**

***The current global economic recession, along with difficult and volatile conditions in the capital and credit markets, could materially adversely affect our financial position, results of operations and cash flow, and we do not know if these conditions will improve in the near future.***

Our operations and performance depend on general economic conditions. The global economy recently experienced, and could continue to experience, an economic downturn due to the crisis in credit markets, slower economic activity, increased unemployment, concerns about inflation, increased energy costs, decreased consumer confidence and other adverse business conditions. Such fluctuations in the global economy could cause, among other things, deterioration and continued decline in spending and increase in the cost of labor and materials. As a result, our operating results could be materially impacted. The economic recession could have a significant adverse impact on consumer confidence and discretionary consumer spending, which may result in decreased sales and earnings for us. For example, among other things:

- A decrease in tourism could negatively affect revenues and growth opportunities from operations in the islands and in a number of areas covered by U.S. rural wireless operations that serve tourist destinations.
- GT&T relies substantially on the population of Guyanese living abroad who initiate calls to Guyana or are responsible for remittances to relatives living in Guyana. A prolonged economic downturn in the U.S. or Canada could continue to effect inbound calling and, therefore, GT&T's results of operations.

The impact, if any, that these financial market events, or any governmental actions intended to address these events, might have on us and our business is uncertain and cannot be estimated at this time.

***Increased competition may adversely affect growth, require increased capital expenditures, result in the loss of existing customers and decrease our revenues.***

We face competition in the markets in which we operate. For example:

- In Guyana, we have faced competition from Digicel, a nationwide wireless service provider, that has been very aggressive in acquiring a substantial share of the market.
- As noted above, Commnet's greatest competitive risk is the possibility that its current customers may elect to build or enhance their own networks within the rural market in which Commnet currently provides service, which is commonly known as "over-building." If Commnet's customers, which have greater financial resources and access to capital than it has, determine to over-build, their need for Commnet's roaming services will be significantly reduced or eliminated.
- In Bermuda and Turks and Caicos, BDC competes with the incumbent wireless service provider and Digicel, each of which has greater financial and other resources than BDC. BDC's market share has declined over the past two years.
- In New England and New York State, in addition to other competitive voice and data communications service providers, we compete with much larger regional carriers, each of which has greater financial and other resources.

Over the last several years, an increase in competition has contributed to a decline in prices for communication services, including local and long distance telephone service, data services and mobile wireless services. Increased competition may decrease prices further. In addition, increased competition could reduce our customer base, require us to invest in new facilities and capabilities and reduce revenues, margins and returns.

***Our foreign operations are subject to economic, political and other risks that could adversely affect our revenues or financial position.***

Our operations in Bermuda and the Caribbean may face adverse financial consequences and operational problems due to foreign political or economic changes, such as changes in national or regional political or economic conditions, or laws and regulations that restrict repatriation of earnings or other funds. In addition, we face risks associated with changes in foreign currency exchange rates. Any of these changes could adversely affect our revenues or financial position.

***Regulatory changes may impose restrictions that adversely affect us or cause us to incur significant unplanned costs in modifying our business plans or operations.***

We are subject to U.S. federal, state and local regulations and foreign government regulations, all of which are subject to change. As new telecommunications laws and regulations are issued, we may be required to modify our business plans or operations. We cannot assure you that we can do so in a cost-effective manner. In addition, the failure by us to comply with applicable governmental regulations could result in the loss of our licenses or authorizations to operate, the assessment of penalties or fines or otherwise may have a material adverse effect on the results of our operations.

Our operations in the United States are subject to the Telecommunications Act of 1996 (or 1996 Act). The interpretation and implementation of the provisions of the 1996 Act and the FCC rules implementing the 1996 Act continue to be heavily debated and may have a material adverse effect on our business, particularly our operations in New England.

Also, although legislation has not yet been introduced, there have been indications that Congress may substantially revise the 1996 Act in the next few years. We cannot predict what effect any new legislation will have on our businesses.

Sovernet and Commnet are also subject to state regulatory commissions to the extent they provide intrastate services. While we have obtained the necessary certifications to provide service, each state commission retains the authority to revoke our certificate if that commission determines we have violated any condition of our certification or if it finds that doing so would be in the public interest.

While we believe we are in compliance with federal and state regulatory requirements, our interpretation of our obligations may differ from those of regulatory authorities. Both federal and state regulators require us to pay various fees and assessments, file periodic reports and comply with various rules regarding our consumer marketing practices and the contents of our bills, on an on-going basis. If we fail to comply with these requirements, we may be subject to fines or potentially be asked to show cause as to why our certificate of authority to provide service should not be revoked.

In Guyana, we are subject to regulation by the PUC, which has authority to assess GT&T's compliance with the terms of GT&T's exclusive wireline license with the Guyanese government and has regulatory authority over GT&T's wireless service. See "Business—Regulation of Our GT&T Subsidiary."

U.S. federal or state governments (including territorial governments) or the governments of Guyana or Bermuda could adopt regulations or take other actions that might have a material adverse effect on our business. These changes could materially and adversely affect our business prospects and operating results.

***The loss of certain licenses would adversely affect our ability to provide wireless and broadband services.***

In the United States, wireless, PCS and microwave licenses are valid for ten years from the effective date of the license. Licensees may renew their licenses for additional ten-year periods by filing renewal applications with the FCC. Commnet's wireless licenses expire between 2009 and 2018. Choice's wireless licenses expire at various dates through 2017. The renewal applications are subject to FCC review and are put out for public comment to ensure that the licensees meet their licensing requirements and comply with other applicable FCC mandates. Failure to file for renewal of these licenses or failure to meet any licensing requirements could lead to a denial of the renewal application and thus adversely affect our ability to continue to provide service in that license area. Furthermore, our compliance with regulatory requirements such as enhanced 911 and CALEA requirements may depend on the availability of necessary equipment or software. Failure to comply with these regulatory requirements may have an adverse effect on our licenses or operations and could result in sanctions, fines or other penalties.

***Rapid and significant technological changes in the telecommunications industry may adversely affect us.***

We face rapid and significant changes in technology. In particular, the telecommunications industry is experiencing significant technological changes, including:

- evolving industry standards;
- the allocation of new radio frequency spectrum in which to license and operate advanced wireless services;
- ongoing improvements in the capacity and quality of digital technology and shorter development cycles for new products and enhancements;
- changes in end-user requirements and preferences;
- the development and adoption of VoIP telephony services;
- convergence between video and data services;
- development of data and broadband capabilities; and
- migration to next-generation services, which may require the purchase of additional spectrum.

For us to keep up with these technological changes and remain competitive, at a minimum we will be required to continue to make significant capital expenditures. Our value to the wireless carriers that are customers of our wholesale wireless business depends in part on our network's ability to support the services that such carriers' customers demand. For example, advanced mobile high-speed wireless data services, which allow customers of wireless carriers to use the wireless network to send and receive data files and access the internet at speeds approaching fixed broadband, have become increasingly popular in the United States. While we offer high-speed "3-G" (third generation) mobile data services in some of our retail wireless businesses, we do not currently offer the more advanced mobile data services to our wholesale customers in the United States. As demand for these services continues to grow, we may have difficulty satisfying our wholesale customers without substantial upgrades, which could have an adverse effect on our business. Similarly, in our retail markets, if we do not offer new services that are popular with customers and are offered by competitors, we may have difficulty attracting and retaining subscribers, which will have an adverse effect on our business.

We cannot predict the effect of technological changes on our business. Technological changes may result in increases in our capital expenditures. New technologies may be protected by patents or other intellectual property laws and therefore may not be available to us. Also, alternative technologies may be developed that provide communications services or alternative services superior to those available from us. Rapid changes in technology in our market may adversely affect our business. For example, to accommodate the demand by our wholesale wireless customers for next-generation advanced wireless products such as high-speed data and streaming video, we may be required to purchase additional spectrum. In each of our markets, providing more and higher speed data services through our wireless or wireline networks may require us to make substantial investments in additional telecommunications transport capacity connecting our networks to the internet, and in some cases such capacity may not be available to us or be available on attractive terms. We cannot assure you that we will gain access to spectrum or capacity at a reasonable cost or at all. Failure to provide these services could have a material adverse effect on our ability to compete with carriers offering these new technologies in our markets.

***We rely on a limited number of key suppliers and vendors for timely supply of equipment and services relating to our network infrastructure. If these suppliers or vendors experience problems or favor our competitors, we could fail to obtain sufficient quantities of the products and services we require to operate our businesses successfully.***

We depend on a limited number of suppliers and vendors for equipment and services relating to our network infrastructure. If these suppliers experience interruptions or other problems delivering these network components on a timely basis, our subscriber or revenue growth and operating results could suffer significantly.

We are reliant upon a limited number of network equipment manufacturers, including Nortel Networks and Alcatel-Lucent and Nokia in the United States. Certain entities owned by Nortel Networks filed for bankruptcy protection in 2008 and significant asset sales have been made since that time. Thus far, such bankruptcy filings and asset sales have not had a significant impact on GT&T's existing contracts, however, we currently don't know whether any future asset or entity sales by Nortel Networks will impact us. If it becomes necessary to seek alternative suppliers and vendors, we may be unable to obtain satisfactory replacement suppliers or vendors on economically attractive terms on a timely basis.

***If we lose our senior management, our business may be adversely affected; we rely on local management to run our operating units.***

The success of our business is largely dependent on our executive officers and the executive officers of our operating units, as well as on our ability to attract and retain other highly qualified technical and management personnel. We believe that there is, and will continue to be, strong competition for qualified personnel in the communications industry and in our markets, and we cannot assure you that we will be able to attract and retain the personnel necessary for the development of our business. The loss of key personnel or the failure to attract additional personnel as required could have a material adverse effect on our business, financial condition and results of operations. We do not currently maintain "key person" life insurance on any of our key employees and none of the executives at our parent company are under employment agreements.

We rely heavily on local management to run our operating units. Many of the markets we operate in are small and somewhat isolated and therefore it is particularly difficult attracting and retaining talented and qualified managers and staff in those markets.

***Our network capacity and customer service system may not be adequate and may not expand quickly enough to support our customer growth.***

Our financial and operational success depends on ensuring that we have adequate network capacity and a sufficient customer and operational support systems to accommodate anticipated new customers and the related increase in usage of our network. This includes capacity on our wireless and wireline networks and capacity on our inter- and intra-network transport facilities. Our failure to expand and upgrade our networks and transport facilities to meet the increased usage could impair our quality of service, cause a decline in customer satisfaction and have a material adverse effect on our business.

Our retail wireless network capacity plans generally rely on:

- the availability of wireless handsets of the appropriate model and type to meet the demands and preferences of our customers;
- the ability to obtain and construct additional cell sites and other infrastructure equipment;
- the ability to secure adequate transport capacity between our cell sites and our network switching and routing platforms and between those platforms and the internet and other carriers.
- the ability to obtain additional spectrum if required; and
- the ability to obtain the capital to expand and upgrade our network.

In addition, we must implement, manage and monitor effective procedures for customer activation, customer service, billing and other support services. Reliance on our customer service and handset procurement functions increases as we add new customers and offer new services and pricing plans. Our failure to timely and efficiently meet the demands for these services could decrease or slow subscriber growth or delay or otherwise impede billing and collection of amounts

owed, which would adversely affect our revenue. We cannot make assurances that our customer service systems and network capacity will expand and adapt quickly enough to keep up with our anticipated customer growth and changes in services, and failure to do so would impair our ability to compete, which would adversely affect our results and financial operations.

***Our wireless and wireline revenues depend on the reliability and performance of our network infrastructure.***

We must operate our wireless and wireline networks so as to minimize any disruption that may occur to our services. The operation and growth of our networks and the implementation of new technologies and services involve operating risks that may disrupt our services and cause losses in revenue. In Guyana, for example, the Americas II fiber optic cable, which connects Guyana with the United States, and over which we provide our international long distance service, has from time to time suffered service outages, including a lengthy outage in May 2007. These outages have been caused by accidental cuts and vandalism occurring along the terrestrial portions of the cable in Guyana and other countries, as well as cuts in the international undersea portions. These cuts have resulted in increased operational and capital expenses, customer dissatisfaction and loss of revenue. The cuts have also led us to commit substantial capital spending on building a new submarine fiber optic cable landing in Guyana. Other risks which may also cause interruptions in service or reduced capacity for customers include power loss, capacity limitations, software defects and breaches of security by computer viruses, break-ins or otherwise. Disruptions in our networks and the unavailability of our services could lead to a loss of customers, damage to our reputation and violation of the terms of our licenses and contracts with customers. These failures could also lead to significant negative publicity, regulatory problems and litigation.

***The occurrence of severe weather and natural catastrophes may materially disrupt our operations.***

Many of the areas in which we operate, which have experienced severe weather conditions over the years including hurricanes, tornadoes, blizzards, damaging storms and floods. Some areas we operate in may also be at risk of earthquakes. Such events may materially disrupt and adversely affect our business operations. A major hurricane passed directly over Bermuda in 2005 causing major damage to our network and to the island's infrastructure. In 2008, a hurricane caused extensive damage on a small portion of the U.S. Virgin Islands and a separate hurricane negatively effected operations in the Turks and Caicos. Guyana has suffered from severe rains and flooding in two of the last five years. While these events have not had a significant negative impact on the operating results or financial condition of the affected businesses or our overall business, we cannot assure you that these types of events will not have such an impact in the future or that the insurance coverage we maintain for these risks will adequately compensate us for all damage and economic losses resulting from natural catastrophes.

***Concerns about the actual or perceived health risks relating to electromagnetic and radio frequency emissions, as well as the attendant publicity or possible resultant litigation, may have a negative effect on our financial condition or the results of our operations.***

Media and other reports have suggested that electromagnetic and radio frequency emissions from wireless telephone handsets and base stations may cause health problems, including cancer. There is also some concern that these emissions may interfere with the operation of certain electronic equipment, including automobile braking and steering systems. The actual or perceived risks relating to wireless communications devices and base stations, or press reports about these risks, could adversely affect us by, for example, reducing our subscriber growth rate, subscriber base or average use per subscriber and increasing our litigation risk. Actual or perceived risks of wireless handsets or base stations could make it difficult to find attractive sites for base stations and reduce our growth rates, customer base and average usage per customer.

***We may be unable to realize the value that we believe exists in businesses that we may acquire.***

To realize the value that we believe exists in any future businesses that we acquire, if any, we must successfully integrate them into our holding company organization. If we are unable to effectively manage their operations or are unable to retain their key employees, we may not realize the value that we believe such businesses hold. In addition, failure to successfully integrate these businesses may have a material adverse effect on our results of operations and financial condition.

## **Risks Related to Our Capital Structure**

***Our debt instruments include restrictive and financial covenants that limit our operating flexibility.***

Our credit facility requires us to maintain certain financial ratios and contains covenants that, among other things, restrict our ability to take specific actions, even if we believe such actions are in our best interest. These include restrictions on our ability to:

- incur additional debt;
- create liens or negative pledges with respect to our assets;
- pay dividends or distributions on, or redeem or repurchase, our capital stock;
- make investments, loans or advances or other forms of payments;
- issue, sell or allow distributions on capital stock of specified subsidiaries;
- enter into transactions with affiliates; or
- merge, consolidate or sell our assets.

Any failure to comply with the restrictions of the credit facility or any subsequent financing agreements may result in an event of default. Such default may allow our creditors to accelerate the repayment of the related debt and may result in the acceleration of the repayment of any other debt to which a cross-acceleration or cross-default provision applies. In addition, these creditors may be able to terminate any commitments they had made to provide us with further funds.

***If we fail to meet our payment or other obligations under the credit facility, the lenders could foreclose on and acquire control of substantially all of our assets.***

In connection with the incurrence of the indebtedness under the credit facility, the lenders received a pledge of our share of the capital stock of all of our subsidiaries, and that of future direct and indirect subsidiaries with some limited exceptions. Additionally, the lenders under our credit facility generally have a lien on all of our U.S. assets and certain of our non-U.S. assets. As a result of these pledges and liens, if we fail to meet our payment or other obligations under the credit facility (including meeting or exceeding certain financial measurements), the lenders would be entitled to foreclose on and liquidate substantially all of our assets, to the extent required to pay our obligations under the credit facility. As a result, the holders of our securities may lose a portion of, or the entire value of, their investment in our securities.

***Our Chairman is our largest stockholder and will continue to exert significant influence over us.***

Cornelius B. Prior, Jr., our Chairman and the father of our Chief Executive Officer, beneficially owns, together with related entities approximately 39% of our outstanding common stock. As a result, Cornelius B. Prior, Jr., is able to exert significant influence over all matters presented to our stockholders for approval, including election and removal of our directors and change of control transactions. In addition, as our Chairman, he has and will continue to have significant influence over our overall strategy and business plans. His interests may not always coincide with the interests of other holders of our common stock.

***Low trading volume of our stock may limit our shareholders ability to sell shares and/or result in lower sale prices.***

During the last quarter of 2009, the average daily trading volume of our common stock was approximately 51,000 shares. As a result, shareholders may have difficulty selling a large number of shares of our common stock in the manner or at a price that might be attainable if our common stock were more actively traded. In addition, the market price of our common stock may not be reflective of its underlying value.

***We may not pay dividends in the future.***

Our stockholders may receive dividends out of legally available funds if, and when, they are declared by our Board of Directors. We have paid quarterly dividends in the past, but may cease to do so at any time. Our credit facility limits our



ability to pay dividends on, or repurchase, our capital stock. We may incur additional indebtedness in the future that may further restrict our ability to declare and pay dividends. We may also be restricted from paying dividends in the future due to restrictions imposed by state corporation laws, our financial condition and results of operations, capital requirements, covenants contained in our financing agreements, management's assessment of future capital needs and other factors considered by our Board of Directors.

#### **ITEM 1B. UNRESOLVED STAFF COMMENTS**

None.

#### **ITEM 2. PROPERTIES**

Our corporate headquarters is located at 10 Derby Square, Salem, Massachusetts 01970, where we lease approximately 5,000 square feet of office space. GT&T operations are headquartered in Georgetown, Guyana, where GT&T owns approximately 4,000 square feet of office space. Commnet's operations are headquartered in Atlanta, Georgia, where Commnet leases approximately 5,000 square feet of office space. BDC's operations are headquartered in Bermuda where it leases approximately 5,000 square feet of office space and 4,000 square feet of retail space. Sovernet operations are headquartered in Bellows Falls, Vermont where it leases approximately 9,000 square feet. We lease approximately 9,000 square feet of office space in the Virgin Islands for Choice Communications. In the fourth quarter of 2009, we leased approximately 6,250 square feet of office space in Little Rock, Arkansas, to serve as the headquarters for our Allied Wireless Communications Corporation ("AWCC") subsidiary. The Company also utilizes approximately 324,000 square feet of space for technical operations, including approximately 266,000 square feet of building space owned by GT&T, on approximately 48 acres of land in various locations throughout Guyana. In addition, we lease and own locations for other switch facilities (including international, local, wireless and broadband data), wireless facilities (including towers) and extensive cabling (including an interest in several inter-country fiber cables). We consider our owned and leased properties to be suitable and adequate for our business operations.

#### **ITEM 3. LEGAL PROCEEDINGS**

##### ***Recent Proceedings***

In November 2007, Caribbean Telecommunications Limited ("CTL") filed a complaint in the U.S. District Court for the District of New Jersey against the Company and GT&T claiming breach of an interconnection agreement for domestic cellular services in Guyana and related claims. CTL asserted over \$200 million in damages. ATN and GT&T each moved to dismiss the complaint on procedural and jurisdictional grounds. On January 26, 2009, the court granted the motions to dismiss the complaint on the grounds asserted by ATN and GT&T. On November 7, 2009, CTL filed a similar claim against GT&T and the PUC in the High Court of Guyana. We believe the claim is without merit and is duplicative of a previous claim filed by CTL in Guyana that was dismissed. We plan to vigorously defend against this claim.

On May 8, 2009, Digicel filed a lawsuit in Guyana challenging the legality of GT&T's exclusive license under Guyana's constitution. Digicel initially filed this lawsuit against the Attorney General of Guyana in the High Court. On May 13, 2009, GT&T petitioned to intervene in the suit in order to oppose Digicel's claims and that petition was granted on May 18, 2009. GT&T filed its answer to the charge on June 22, 2009 and the case is pending. We believe that any legal challenge to GT&T's exclusive license granted in 1990 is without merit and we will vigorously defend against such a legal challenge.

By letter dated July 17, 2009, Digicel notified GT&T that it is terminating the interconnection agreement between Digicel and GT&T effective in 180 days. That agreement, which the companies signed on April 4, 2003, identifies the terms and conditions by which Digicel and GT&T networks are connected for the exchange of telecommunications traffic in Guyana. Without an interconnection agreement in place, a carrier can refuse to terminate traffic on its network that originated on another party's network. Digicel expressed its desire to renegotiate all terms of interconnection and asserts that it is terminating the existing interconnection agreement to compel GT&T to negotiate new terms and conditions immediately.

GT&T has frequently expressed to Digicel its preference to negotiate a new interconnection agreement once there is more clarity from the Government of Guyana regarding the timing, scope and substance of its proposed telecommunications legislation, which is likely to affect any interconnection discussion. It is GT&T's expressed belief that renegotiating the terms and conditions of the interconnection agreement at this time would be premature, and that there will be ample time to do so once the Government's liberalization program is prepared and publicized. Nevertheless, in a letter dated August 25, 2009, GT&T proposed that negotiations begin in December 2009, and committed not to disconnect Digicel customers, upon

effectiveness of Digicel's termination notification, while negotiations are in progress. In December of 2009, GT&T and Digicel began negotiating a new interconnection agreement. The parties failed to reach agreement on the terms of interconnection and, as a result, on January 13, 2010, the interconnection agreement was terminated. Although the agreement was effectively terminated by Digicel, GT&T and Digicel continue to provide interconnection services to each other. This matter is now pending before the PUC of Guyana.

On February 17, 2010, GT&T filed a lawsuit in the High Court of Guyana asserting that, despite its denials, Digicel is engaged in international bypass in violation of GT&T's exclusive license, the contractual relationship governing interconnection services between GT&T and Digicel and the laws of Guyana. GT&T seeks, among other things, injunctive relief to stop the illegal bypass activity, actual damages in excess of \$9 million and punitive damages of approximately \$5 million. GT&T plans to vigorously prosecute this suit.

### ***Historical Proceedings***

Historically, we have been subject to litigation proceedings and other disputes in Guyana that while not conclusively resolved, to our knowledge have not been the subject of discussions or other significant activity in the last five years. It is possible, but not likely, that these disputes, as discussed below, may be revived.

In 1995, the minister of telecommunications of Guyana initiated a proceeding with the PUC alleging that GT&T had breached our agreement with the Government of Guyana by failing to expand its facilities and telecommunications operations and improve services in Guyana pursuant to an expansion and service improvement plan (the "Plan"). Under the agreement, which we entered into in connection with our acquisition of GT&T in 1990, we agreed to complete the Plan within three years and the Government of Guyana agreed to permit rate increases in the event of any devaluation of Guyana currency within the three-year Plan period. The Plan was subsequently amended to, among other things, extend the completion deadline to February 1995. While GT&T did not complete the Plan by the extended deadline, we believe that the Government of Guyana's failure to timely provide for rate increases upon a significant devaluation of Guyanese currency in March 1991 impeded our efforts and justified our delay in completing the Plan. We substantially completed the Plan in 1997 and believe that we have satisfied our obligations under the agreement. If the PUC finds us in breach of the agreement, GT&T could be fined, its wireline license could be canceled and it could face other penalties imposed by the PUC. The PUC last held hearings on this matter in 1998.

GT&T is contesting, in the High Court of Guyana, approximately \$7.3 million in income tax assessed by the commissioner of Inland Revenue of Guyana for the years 1991 to 1996. The amount in dispute represents the amount of deductions GT&T claimed during those years for advisory fees payable to Atlantic Tele-Network that were denied by the Commission. In August 1995, the High Court upheld the deductibility of these fees for one of the years in question. In June 1996, the Guyana Commission of Inland Revenue (the "Commission") filed a writ with the High Court, which GT&T has opposed, requesting the High Court to set aside this decision. The assessments relating to the remaining 4 years have been stayed pending the outcome of the High Court's decision on the Commission's writ. GT&T has received additional assessments for approximately \$6.5 million for the years 1997 to 2000 resulting from the same dispute over the deductibility of fees in those years. GT&T believes that these additional assessments will also be stayed pending the High Court's decision on the Commission's writ.

In November 1997, GT&T applied to the High Court for an order prohibiting the commissioner of Inland Revenue from enforcing tax assessments of approximately \$9.7 million for the years 1991 to 1996. GT&T believes that the tax assessments were erroneously calculated based on a faulty audit which was stayed by the High Court prior to completion, resulting in GT&T not receiving notice of, or an opportunity to respond to, the audit. The High Court has stayed enforcement of the tax assessments pending review of GT&T's request.

In November 1997, we filed motions with the Guyana Court of Appeal and High Court appealing an order issued by the PUC in October 1997 requiring GT&T to meet annual prescribed increases in the number of telephone lines for the years 1998 to 2000 and to provide certain additional services, e.g., call waiting, three-way calling, to customers by the end of 1998. We believe that in issuing the order the PUC failed to consider the added cost of meeting these requirements and the adjustment in telephone rates that would be necessary to provide GT&T a fair return on additional investment. The appeal is still pending, however, no stay has been issued in connection with the PUC order.

In early 2000, Inet Communications, Inc., an internet service provider in Guyana, and the Guyana Consumers Association filed a suit in the High Court against the Attorney General of Guyana and GT&T. The suit claims that GT&T is not entitled to rate increases based on our 1990 agreement with the Government of Guyana and that the Civil Law of Guyana

prohibits what the plaintiffs refer to as GT&T's monopoly. Inet's motion was struck down for non-appearance of counsel. In April 2000, Inet applied for the suit to be restored. The Court has yet to act on Inet's application.

In July 2002, an individual sued the Attorney General of Guyana in the High Court asking, among other things, for a declaration that the section of our 1990 agreement with the Government of Guyana granting to GT&T an exclusive right to provide domestic fixed and international voice and data services in Guyana violated Guyana law and was null and void. In September 2002, GT&T joined the suit to oppose the plaintiff's claims. Although the suit remains pending, there have been no further developments since November 2002.

In addition to those proceedings discussed above, we are periodically subject to claims and lawsuits that are incidental to our business, some of which involve claims for damages and taxes that are substantial in amount. See Note 13 to the Consolidated Financial Statements included in this Report. We believe that none of these additional proceedings would, in the event of an adverse outcome, have a material impact on our consolidated financial position, results of operation or liquidity.

**ITEM 4. (Removed and Reserved)**

## PART II

### ITEM 5. MARKET FOR REGISTRANT'S COMMON EQUITY, RELATED STOCKHOLDER MATTERS AND ISSUER PURCHASES OF EQUITY SECURITIES

Our Common Stock, \$.01 par value, is listed on the NASDAQ Global Select Market under the symbol "ATNI." The following table sets forth the high and low sales prices for our Common Stock as reported by the NASDAQ Global Select Market:

	High	Low
<b>2008</b>		
Quarter ended March 31 .....	\$35.01	\$27.93
Quarter ended June 30 .....	\$35.43	\$26.00
Quarter ended September 30 .....	\$35.52	\$26.02
Quarter ended December 31 .....	\$28.30	\$16.33
	High	Low
<b>2009</b>		
Quarter ended March 31 .....	\$26.95	\$13.93
Quarter ended June 30 .....	\$40.98	\$18.45
Quarter ended September 30 .....	\$56.56	\$34.00
Quarter ended December 31 .....	\$58.51	\$43.50

The approximate number of holders of record of Common Stock as of March 16, 2010 was 60.

#### Dividends

The following table sets forth the quarterly dividends per share declared by us over the past two fiscal years ended December 31, 2009:

	First Quarter	Second Quarter	Third Quarter	Fourth Quarter
2008 .....	\$0.16	\$0.16	\$0.18	\$0.18
2009 .....	\$0.18	\$0.18	\$0.20	\$0.20

The declaration and payment of dividends on our Common Stock is at the discretion of our Board of Directors and is subject to a number of factors. Our credit facility restricts our ability to declare or pay dividends on our Common Stock. Because Atlantic Tele-Network, Inc. is a holding company, our ability to declare dividends is effectively limited to the amount of dividends, if any, our subsidiaries and other equity holdings may distribute to us. We have paid quarterly dividends on our common stock since January 1999, and have increased the amount of our dividend in each of the years since then. The present Board of Directors believes in returning a significant portion of profits, where possible, to stockholders and, subject to prudent resource management and strategic development needs, would expect to continue to increase the amount of our dividend if earnings continue to increase, although not necessarily proportionally. In 2008 and 2009, we paid a total annual dividend of \$0.68 and \$0.76 per share, respectively. The continuation or modification of our current dividend policy will be dependent upon strategic opportunities or developments, future results of operations, financial condition, capital requirements, contractual restrictions (such as those under our existing credit facility), regulatory actions, and other factors deemed relevant at that time by the Board of Directors.

#### Issuer Purchases of Equity Securities in the Fourth Quarter of 2009

Period	Total Number of Shares Purchased	Average Price Paid per Share	Total Number of Shares Purchased as Part of the Publicly Announced Plan	Maximum Number (or Approximate Dollar Value) of Shares that May Yet Be Purchased Under the Plan(1)
October 1, 2009–October 31, 2009 .....	—	—	—	\$2,919,965
November 1, 2009– November 30, 2009.....	—	—	—	2,919,965

December 1, 2009–				
December 31, 2009 .....	2,131(2)	—	—	2,808,173
Total.....	<u>2,131</u>	<u>—</u>	<u>—</u>	<u>\$2,808,173</u>

- (1) In September 2004, our Board of Directors approved the repurchase of up to \$5.0 million of our Common Stock. The repurchase authorizations do not have a fixed termination date and the timing of the buyback amounts and exact number of shares purchased will depend on market conditions.
- (2) Represents shares purchased on December 5, 2009 from our executive officers and other employees who tendered these shares to ATN to satisfy their tax withholding obligations incurred in connection with the vesting of restricted stock awards on that date. The price paid per share was the closing price per share of our Common Stock on the Nasdaq Global Select Market on December 5, 2009.

## ITEM 6. SELECTED FINANCIAL DATA

You should read the selected financial data in conjunction with our “Management’s Discussion and Analysis of Financial Condition and Results of Operations,” and our audited Consolidated Financial Statements and the related Notes to those Consolidated Financial Statements included in this Report. The historical results set forth below are not necessarily indicative of the results of future operations. Period to period comparisons are also significantly affected by our significant acquisitions, including our acquisition of Commnet on September 15, 2005 and Sovernet on February 10, 2006 and the increase of our equity interest in Bermuda Digital Communications on May 15, 2008.

	Year Ended December 31,				
	2005	2006	2007	2008	2009
	(In thousands, except per share data)				
<b>Statement of Operations Data</b>					
Revenue:					
Wireless .....	\$26,360	\$63,038	\$83,458	\$104,963	\$147,024
Local telephone and data .....	27,530	42,718	46,598	50,670	55,297
International long distance .....	45,439	46,663	52,635	47,820	38,181
Other .....	2,952	3,646	4,050	3,888	1,201
Total revenue .....	102,281	156,065	186,741	207,341	241,703
Operating expenses .....	64,852	103,079	119,582	137,819	172,012
Income from operations .....	37,429	52,986	67,159	69,522	69,691
Other income (expense):					
Interest expense .....	(1,629)	(3,739)	(2,282)	(3,144)	(3,706)
Interest income .....	942	1,592	2,454	1,770	1,153
Other, net .....	(631)	725	2,239	439	605
Other income (expense), net .....	(1,318)	(1,422)	2,411	(935)	(1,948)
Income before income taxes .....	36,111	51,564	69,570	68,587	67,743
Income taxes .....	21,007	25,538	28,929	29,551	31,160
Income before equity in earnings of unconsolidated affiliates .....	15,104	26,026	40,641	39,036	36,583
Equity in earnings of unconsolidated affiliates, net of tax .....	3,043	2,467	2,281	735	—
Net Income .....	18,147	28,493	42,922	39,771	36,583
Net income attributable to non-controlling interests, net of tax .....	(4,364)	(4,993)	(4,982)	(4,973)	(1,044)
Net income attributable to Atlantic Tele-Network, Inc. Stockholders .....	\$13,783	\$23,500	\$37,940	\$34,798	\$35,539
Net income per weighted average share attributable to Atlantic Tele-Network, Inc. Stockholders:					
Basic .....	\$1.11	\$1.73	\$2.50	\$2.29	\$2.33
Diluted .....	\$1.10	\$1.72	\$2.48	\$2.28	\$2.32
Dividends per share applicable to common stock .....	\$0.46	\$0.52	\$0.60	\$0.68	\$0.76

	As of December 31,				
	2005	2006	2007	2008	2009
	(In thousands)				
<b>Balance Sheet Data:</b>					
Fixed assets, net .....	\$125,709	\$138,573	\$155,753	\$198,230	\$217,016
Total assets .....	233,831	302,614	352,131	419,821	446,922
Short-term debt (including current portion of long-term debt) .....	165	—	—	750	3,694
Long-term debt, net .....	55,585	50,000	50,000	73,311	69,551
Stockholders’ equity .....	116,986	178,770	208,971	228,873	282,431

## ITEM 7. MANAGEMENT'S DISCUSSION AND ANALYSIS OF FINANCIAL CONDITION AND RESULTS OF OPERATIONS

### Overview

We provide wireless and wireline telecommunications services in North America, the Caribbean and Bermuda through the following principal operating subsidiaries:

- Commnet Wireless, LLC ("Commnet"), an owner and operator of wholesale wireless networks in rural areas of the United States. Commnet provides wireless voice and data communications roaming services principally to national, regional and local wireless carriers. Commnet generated approximately 31%, 34% and 43% of the Company's consolidated revenues for 2007, 2008 and 2009, respectively. ATN acquired a 95% equity interest in Commnet in 2005 and acquired the remaining 5% equity interest in January 2007.
- Guyana Telephone & Telegraph Company, Ltd. ("GT&T"), the national and international telephone company in the Republic of Guyana and the largest wireless service provider in that country. The Company has owned 80% of the stock of GT&T since January 1991. GT&T generated approximately 57%, 47% and 38% of the Company's consolidated revenues for 2007, 2008 and 2009, respectively.
- Bermuda Digital Communications, Ltd. ("BDC"), a leading wireless voice and data communications service provider in Bermuda, doing business under the name "Cellular One". The Company acquired an equity interest in, and signed a management contract with, BDC in 1998. On May 15, 2008, BDC completed a share repurchase of its common stock. ATN did not tender any shares for repurchase, and, as a result of the transaction, increased its holdings from approximately 43% to approximately 58% of BDC's outstanding common stock. Prior to this increase in holdings, the Company accounted for its investment in BDC under the equity method and earnings from BDC did not appear in its income from operations, but were instead reflected in equity in earnings of unconsolidated affiliates. Effective with the completion of that share repurchase, the Company began consolidating BDC's balance sheet and results of operations. In September 2008, BDC began providing wireless services in Turks and Caicos through Islandcom Telecommunications, Ltd.
- Sovernet, Inc. ("Sovernet"), a facilities-based integrated voice, broadband data communications and dial-up service provider in New England and New York State. Sovernet's retail telecommunications service is delivered to business and residential customers in Vermont and New Hampshire. Through an acquisition made in 2008, Sovernet also delivers wholesale transport services in New York State through its majority-owned subsidiary, ION. Sovernet currently holds 75% of the equity interest in ION.
- Choice Communications, LLC ("Choice"), a leading provider of fixed and portable wireless broadband data and dial-up internet services to retail and business customers in the U.S. Virgin Islands. ATN acquired Choice in 1999. Choice discontinued its wireless television service on May 31, 2009 to focus mainly on providing wireless broadband data services.

ATN provides management, technical, financial, regulatory, and marketing services to its subsidiaries and typically receives a management fee equal to approximately 3% to 6% of their respective revenues. Management fees from consolidated subsidiaries are eliminated in consolidation. ATN received management fees from unconsolidated affiliates through May of 2008, which are included in "Other Income" in the accompanying statements of operations.

The following chart summarizes the operating activities of our principal subsidiaries and the markets they serve as of December 31, 2009:

Services	Segment	Operating Subsidiary	Markets
Wireless	Rural Wireless	Commnet	United States (rural markets)
	Integrated Telephony— International	GT&T	Guyana
	Island Wireless	BDC, Islandcom	Bermuda, Turks and Caicos
Local Telephone and Data	Integrated Telephony— International	GT&T	Guyana
	Integrated Telephony— Domestic	Sovernet, ION	United States (New England and New York State)
	Wireless Data(1)	Choice (internet access)	U.S. Virgin Islands
International Long Distance	Integrated Telephony— International	GT&T	Guyana

- 
- (1) As described above, effective May 31, 2009, the Company terminated its wireless television services, and therefore has changed the name of the “Wireless Television and Data” segment to “Wireless Data”.

For information about our business segments and geographical information about our operating revenues and long-lived assets, see Note 15 to the Consolidated Financial Statements included in this Report.

We are dependent on Commnet and GT&T for a majority of our revenues and profits. For the year ended December 31, 2009, approximately 81% of our consolidated revenue and substantially all of our consolidated operating income were generated by these two operating subsidiaries.

However, over the last several years, we have added substantially to the diversity of our business and reduced our historical dependence on our Guyana operations for our financial results. This reduction of GT&T’s contribution is due mainly to the acquisition and growth of our U.S. wireless as well as the expansion of our U.S. wireline business and the 2008 increase in our ownership interest in our Bermuda operations and related acquisitions. In addition to our pending Alltel Acquisition, we expect to continue this trend of diversification and are actively evaluating additional investment and acquisition opportunities that meet our return-on-investment and other acquisition criteria. The pending acquisition of the Alltel wireless assets, if completed, will further substantially reduce both Commnet and GT&T’s portion of our consolidated revenue. For information regarding the pending Alltel acquisition see “Pending Acquisitions- Alltel Assets” below.

During 2009, Commnet was the single largest contributor to our revenue and operating income. The revenues and profits of this U.S. wholesale wireless business are primarily driven by the number of sites and base stations we operate, the amount of voice and data traffic that each of these sites generates, and the rate we get paid from our carrier customers on that traffic. The growth of these revenues has historically been driven mainly by the rate at which we expand the number of base stations we operate. Commnet competes with wireless service providers that operate networks in its markets and offer wholesale roaming services as well. In addition, our carrier customers may also elect to build or acquire their own infrastructure (including networks that we built out pursuant to certain roaming agreements) in a market in which they operate, reducing or eliminating their need for our services in that market. For example, the recent acquisition by Verizon Wireless of Alltel Corporation assets, and pending acquisition of Alltel assets by AT&T, will result in our wholesale customers having their own infrastructure in certain markets where they are currently served by us. This is expected to result in a significant loss of wireless wholesale revenue and operating income in future periods, which, if not offset by growth in other revenues generated or other sources could materially reduce our overall operating profits. For more information regarding this segment, see the discussion of “Rural Wireless” in Note 15 to our Consolidated Financial Statements included in this Report.

The largest single component of our revenues and profits in the Guyana market has been from international long distance business, which accounted for approximately 16% of our consolidated revenue during the year ended December 31, 2009. While the majority of this international long distance revenue is generated by calls originated by, or terminating with, our wireline and wireless customers, we are currently the exclusive provider of international voice and data in Guyana and therefore generate revenue and profit from calls and data originating on our competitor’s wireless network pursuant to an interconnection agreement. Digicel notified us that it terminated the agreement effective January 2010. For more information about Digicel’s termination of its interconnection agreement with us, please see “Recent Proceedings” under Item 3—Legal Proceedings.

The primary drivers of this long distance business are the population of Guyanese living abroad who initiate calls to Guyana and the rate foreign carriers pay GT&T for handling incoming international calls and the number of people in Guyana with a wireless handset or fixed telephone line. However, in recent years, we believe various methods of illegal bypass and alternative and cheaper media for communication, such as e-mail and text messaging, may have had a negative impact on both voice traffic and international long distance revenues. Beginning in 2008, we believe there was a substantial increase in illegal bypass activities. We have taken a number of measures to counter illegal bypass, including taking action against unlicensed operators in Guyana, introducing special outbound call center rates, and we are examining automated technical solutions as well. More recently, we also believe the current economic recession has reduced the volume of calls into and out of Guyana and negatively impacted our revenues.

In addition to our 2010 planned capital expenditures to expand and upgrade our GT&T network, we will be investing over the next six months approximately \$8 million to \$10 million in a new submarine fiber optic cable in Guyana. We have invested approximately \$17.9 million in this cable through December 31, 2009. The construction of this new international cable connecting Guyana to Trinidad will have the potential to provide for continued growth in the provision of high speed data and internet services into Guyana, and give us a cost-effective method of increased redundancy. We believe



this is particularly important in the current operating environment of a worldwide shift from voice-driven applications to data-driven applications and the growth in broadband demand. We expect this cable to be operational mid-year 2010.

As previously disclosed in our public reports, the Government of Guyana has repeatedly stated its intention to introduce additional competition into Guyana's telecommunications sector and held formal discussions with us in early 2008 regarding potential modifications or termination of GT&T's exclusivity rights. In October 2008, GT&T was informally notified that the Government had retained the services of a U.S. based law firm and a consultant to develop the legislative and regulatory reforms necessary to introduce telecommunication competition in Guyana. Based on informal discussions with these parties, we currently expect draft legislation to be available in the first half of 2010. Our exclusive license has a stated initial term that expires in December 2010 and is according to its terms, renewable for an additional 20 year term at our sole option. In November 2009, we notified the Government of Guyana of our election to renew our exclusive license for an additional 20 years.

At this time, ATN and GT&T do not know whether or how any draft legislation will address GT&T's exclusive license, and if so, whether it would be pursuant to an agreement between GT&T and the Government. Other than entering into such an agreement on terms acceptable to us, we would seek to enforce GT&T's rights by law and contract to be the exclusive provider of international voice and data services in Guyana. Although we believe that we would be entitled to damages for any involuntary termination of that license, we cannot guarantee that we would prevail in any court or arbitration proceeding. See "Business—Regulation—Regulation of Our GT&T Subsidiary—Regulatory Developments" and "Risk Factors—Our exclusive license to provide local exchange and international voice and data services in Guyana is subject to significant political and regulatory risk".

On May 7, 2009, at the Annual General Meeting of GT&T, the representative of the Government of Guyana indicated to representatives of ATN in attendance at the meeting that the Government of Guyana is interested in selling its 20% interest in GT&T. In a letter dated May 21, 2009, the Government of Guyana formally offered to sell its 20% interest in GT&T to ATN, which currently owns 80% of GT&T, and reserved the right to offer to sell such interest to other potential purchasers if ATN decides not to purchase the Government's stake. The Board of Directors of ATN considered the Government's offer and, in a letter dated June 22, 2009, indicated that it was not prepared to make a definitive offer for that interest at this time.

The principal terms of our investment in GT&T are set forth in the Agreement between The Government of The Co-Operative Republic of Guyana and ATN, dated June 18, 1990 (the "Guyana Agreement"), which is included as Exhibit 10 to our Quarterly Report on Form 10-Q for the fiscal quarter ended March 31, 2006, as filed with the SEC on May 15, 2006. The Guyana Agreement does not provide for any specific procedures in connection with the potential sale by the Government of Guyana of its 20% interest in GT&T and the Government has not indicated a timeframe in which it would seek to complete any proposed sale.

On May 8, 2009, Digicel filed a lawsuit in Guyana challenging the legality of GT&T's exclusive license under Guyana's constitution. Digicel initially filed this lawsuit against the Attorney General of Guyana in the High Court. On May 13, 2009, GT&T petitioned to intervene in the suit in order to oppose Digicel's claims and that petition was granted on May 18, 2009. GT&T filed its answer to the charge on June 22, 2009 and the case is pending. We believe that any legal challenge to GT&T's exclusive license granted in 1990 is without merit and we will vigorously defend against such a legal challenge.

#### ***Pending Acquisition- Alltel Assets***

On June 9, 2009, the Company entered into a Purchase Agreement (the "Purchase Agreement") with Cellco Partnership d/b/a Verizon Wireless ("Verizon") to acquire wireless assets previously acquired by Verizon in its acquisition of Alltel Corporation ("Alltel") in certain, primarily rural, markets in Georgia, North Carolina, South Carolina, Illinois, Ohio and Idaho. Pursuant to the terms of the Purchase Agreement, Verizon will cause certain licenses, network assets, tower and other leases and other assets and certain related liabilities to be contributed to a newly formed, wholly-owned subsidiary limited liability company, whose membership interests will be acquired by the Company for a purchase price of approximately \$200 million (the "Alltel Acquisition").

Verizon is required to divest these and other assets under consent decrees it entered into with the Department of Justice related to its purchase of Alltel in January 2009. On May 8, 2009, AT&T announced it has entered into a definitive agreement with Verizon to acquire the majority of the wireless assets required to be divested (the "AT&T Acquisition"). ATN has contracted to acquire from Verizon the remainder of the assets required to be divested.

The parties have agreed to a variety of customary covenants and agreements, including with respect to confidentiality, cooperation (including with respect to regulatory matters), the conduct of the business to be acquired in the ordinary course consistent with past practice and other restrictions on the operation of such business prior to the consummation of the Alltel Acquisition, public announcements and similar matters. Consummation of the Alltel Acquisition is subject to the satisfaction of certain conditions, including, among others, (i) the receipt of the United States Department of Justice's approval of the Alltel Acquisition, (ii) the receipt of all required consents of the Federal Communications Commission to the transfer, assignment or change in control of certain licenses pursuant to the Alltel Acquisition, (iii) the receipt of required consents from state public utility commissions, if any, and (iv) the absence of any injunction or final judgment prohibiting the consummation of the Alltel Acquisition. Consummation of the Alltel Acquisition is not subject to any financing condition.

In conjunction with the Alltel Acquisition, on January 25, 2010, the Company amended and restated its existing credit facility to restate its existing \$73.9 million term loan ("Term Loan A") and previously undrawn \$75 million revolving credit facility (the "Revolver Facility") and provide for a new \$150 million term loan ("Term Loan B" and together with the Term Loan A and Revolver Facility, the "New Credit Facility"). Upon the closing of the New Credit Facility, \$73.9 million was outstanding under the Term Loan A, an amount equal to the outstanding principal amount of the Company's previous term loan under the Company's prior credit facility. No amount is currently outstanding under Term Loan B or the Revolver Facility. The Company plans to use cash on hand, the proceeds from Term Loan B and a portion of the proceeds available under the Revolver Facility towards the acquisition purchase price and related acquisition expenses and working capital adjustments. We may use the proceeds of the Term Loan B solely in connection with the Alltel Acquisition. Borrowings under the Term Loan B are available to the Company until the earlier of (i) completion of the Alltel Acquisition or (ii) March 31, 2010 (the "Term Loan B Commitment Expiration Date"). We intend to request an extension to the Term Loan B Commitment Expiration Date during the first quarter of 2010. For more information about the New Credit Facility, see Note 7 to the Consolidated Financial Statements in this Report.

### ***Stimulus Grants***

On August 20, 2009, Commnet and ION filed applications for stimulus funds made available by the US Government under provisions of the American Recovery and Reinvestment Act of 2009 intended to stimulate the deployment of broadband infrastructure and services to rural, unserved and underserved areas.

In December 2009, ION was named to receive a \$39.7 million federal stimulus grant to fund its ION Upstate New York Rural Broadband Initiative, which involves building ten new segments of fiber-optic, middle-mile broadband infrastructure, serving more than 70 rural communities in upstate New York and parts of Pennsylvania and Vermont. The new project will be undertaken through a public-private partnership between ION and the Development Authority of the North Country ("DANC"), a New York State public benefit corporation that owns and operates 750 miles of fiber optic network and provides wholesale telecommunications transport services to voice, video, data and wireless service providers.

The \$39.7 million grant, awarded to ION by the National Telecommunications and Information Administration of the U.S. Department of Commerce ("NTIA"), under its Broadband Technology Opportunities Program, will be paid over the course of the project period as expenses are incurred, which is expected to be three years. An additional \$9.9 million will be invested in the project by ION and DANC.

The funding of the new ION project is not scheduled to occur until the second quarter of 2010. Accordingly, the Company did not recognize any of the granted funds during 2009. The results of ION are included in the Company's "Integrated Telephony-Domestic" segment as reported in Note 15 to our Consolidated Financial Statements included in this Report.

Commnet and the Navajo Tribal Utility Authority submitted a combined request for \$35 million of stimulus funds to extend wireless fixed and mobile broadband service in portions of Arizona, New Mexico and Utah, and are awaiting the decision of the US Government.

## Results of Operations

Years Ended December 31, 2009 and 2008

	Year Ended December 31,		Amount of Increase (Decrease)	Percent Increase (Decrease)
	2008	2009		
	(In thousands)			
<b>REVENUE:</b>				
Wireless .....	\$104,963	\$147,024	\$42,061	40.0%
Local telephone and data .....	50,670	55,297	4,627	9.1
International long distance .....	47,820	38,181	(9,639)	(20.2)
Other .....	3,888	1,201	(2,687)	(69.1)
Total revenue .....	<u>207,341</u>	<u>241,703</u>	<u>34,362</u>	<u>16.6</u>
<b>OPERATING EXPENSES:</b>				
Termination and access fees .....	34,978	43,412	8,434	24.1
Internet and programming .....	3,387	1,864	(1,523)	(45.0)
Engineering and operations .....	24,930	28,107	3,177	12.7
Sales and marketing .....	13,227	16,148	2,921	22.1
General and administrative .....	28,701	36,429	7,728	26.9
Acquisition-related charges .....	1,071	7,163	6,092	568.8
Depreciation and amortization .....	31,525	38,889	7,364	23.4
Total operating expenses .....	<u>137,819</u>	<u>172,012</u>	<u>34,193</u>	<u>24.8</u>
Income from operations .....	<u>69,522</u>	<u>69,691</u>	<u>169</u>	<u>0.2</u>
<b>OTHER INCOME (EXPENSE):</b>				
Interest expense .....	(3,144)	(3,706)	(562)	(17.9)
Interest income .....	1,770	1,153	(617)	(34.9)
Other income (expense), net .....	439	605	166	37.8
Other income, net .....	(935)	(1,948)	(1,013)	(108.3)
<b>INCOME BEFORE INCOME TAXES</b> .....	<u>68,587</u>	<u>67,743</u>	<u>(844)</u>	<u>(1.2)</u>
Income taxes .....	<u>29,551</u>	<u>31,160</u>	<u>(1,609)</u>	<u>(5.4)</u>
<b>INCOME BEFORE EQUITY IN EARNINGS OF UNCONSOLIDATED AFFILIATE</b> .....				
Equity in earnings of unconsolidated affiliate .....	39,036	36,583	(2,453)	(6.3)
	735	—	(735)	(100.0)
<b>NET INCOME</b> .....	<u>39,771</u>	<u>36,583</u>	<u>(3,188)</u>	<u>(8.0)</u>
Net income attributable to non-controlling interests .....	<u>(4,973)</u>	<u>(1,044)</u>	<u>3,929</u>	<u>79.0</u>
<b>NET INCOME ATTRIBUTABLE TO ATLANTIC TELE-NETWORK, INC. STOCKHOLDERS</b> .....	<u>\$34,798</u>	<u>\$35,539</u>	<u>\$741</u>	<u>2.1%</u>

*Wireless revenue.* Wireless revenue includes wholesale voice and data roaming revenue from our rural U.S. operations, retail wireless revenues generated in Guyana, and our retail wireless revenues generated by our Island Wireless segment in Bermuda and the islands.

Wireless revenue increased to \$147.0 million for the year ended December 31, 2009 from \$105.0 million for the year ended December 31, 2008, an increase of \$42.0 million, or 40%. Our rural U.S. business increased its revenues by \$34.6 million, or 49%, to \$104.7 million from \$70.1 million for the year ended December 31, 2009 and 2008, respectively.

The increase in wireless revenue from our U.S. wireless business was due primarily to continued deployment of additional GSM and CDMA wireless base stations and the expansion of our data capabilities, which generated growth in minutes of use and increased data and international roaming revenue, as well as the December 2008 acquisition of the wireless network assets of CC Communications, a telecommunications company based in Fallon, Nevada. As of December 31, 2009 a total of 580 base stations were deployed as compared to 473 base stations as of December 31, 2008. Our rural wireless revenue also increased as a result of growth in voice and data traffic (measured in minutes and megabytes, respectively) at existing sites and growth in data roaming revenue and international roaming revenue.

Verizon's acquisition of Alltel and the AT&T acquisition of certain assets of Alltel, if approved by federal and regulatory authorities, will cause some loss of wireless revenue for us because certain network assets acquired by each of Verizon and AT&T overlap geographically with our U.S. network, of which they were our customers, in a substantial number of areas. In addition, the AT&T acquisition, if approved by the regulatory authorities, would result in a significant additional loss in revenue when AT&T completes its previously announced GSM network build in those areas. AT&T has publicly stated its expectation that it will complete such an overlay within a year from closing the purchase. This loss in revenue could have a significant negative impact on our revenues and operating income if it is not offset or replaced by increased revenue in other areas of our U.S. rural wireless business or from other sources (including increased revenue in connection with our pending Alltel Acquisition, if completed).

While we expect to see a continued increase in wireless revenues from our rural U.S. wireless business in geographical areas not impacted by Verizon or AT&T's acquisition of Alltel Wireless networks, the pace of that increase in non-Alltel overlap markets may be slowed as compared to the growth in previous periods due to scheduled reductions in revenue rates.

Wireless revenue in Guyana increased by \$0.9 million, or 4%, to \$21.6 million for the year ended December 31, 2009, from \$20.7 million for the year ended 2008. While GT&T continues to respond to increased competition as well as a decrease in rates, wireless subscribers in Guyana increased 17%, from approximately 248,000 subscribers as of December 31, 2008 to approximately 289,000 subscribers as of December 31, 2009.

While we have seen an increase in wireless subscribers, our competitor, Digicel, a large regional wireless provider, could continue to take market share with aggressive marketing campaigns and spending, including handset subsidies. In addition, the overall number of our wireless subscribers in Guyana could be reduced as a result of recent regulations imposed on Guyana telecommunications carriers, including our GT&T subsidiary, to collect proof of address and photographic identification for all new and existing customers. These requirements mandate that the telecommunications carriers must obtain this information or discontinue services to any undocumented subscribers. These regulations, which recently became effective, are part of broader legislation enacted by the Government requiring telecommunication carriers to implement procedures and network changes intended to assist law enforcement activities. In the case of wireless customers, this data collection requirement must be complied with by December 18, 2009. GT&T has communicated to the Government the logistical difficulty of complying with its records requirement and the possibility for disruptions in service and the Government has indicated that while it may not immediately enforce the disconnection, it will urge all carriers to use all possible avenues to collect this data.

Our Island Wireless business increased wireless revenue by \$6.7 million, to \$20.8 million from \$14.1 million for the year ended December 31, 2009 and 2008, respectively. The increase in revenues is due to full year consolidation of revenues in 2009 following the increase in our equity position in, and consolidation of BDC, which occurred as of May 15, 2008. Wireless subscribers in Bermuda remained consistent at 20,500 for the years ended December 31, 2008 and 2009, respectively.

We expect wireless revenue from our Island Wireless business to grow as we complete the expansion and upgrading of our network in our early stage business in Turks and Caicos and launch new services in Bermuda.

*Local telephone and data revenue.* Local telephone and data revenue is generated by our wireline operations in Guyana, our integrated voice and data operations in New England and New York State, and our data services in the U.S. Virgin Islands. This revenue includes basic service fees, measured service revenue, and internet access fees, as well as installation charges for new lines, monthly line rental charges, long distance or toll charges (excluding international long distance charges in Guyana), maintenance and equipment sales.

Local telephone and data revenue increased by \$4.6 million, or 9%, to \$55.3 million for the year ended December 31, 2009 from \$50.7 million for the year ended December 31, 2008. The increase is predominantly attributable to Sovernet, which increased revenues by \$2.8 million, mainly as a result of the addition of ION, which Sovernet acquired on August 15, 2008. Sovernet continues to add business customers for its voice and data services; however, its overall revenue increase is partially offset by the decline in its residential data business, particularly its dial-up internet services. Local telephone and data revenue in Guyana increased \$1.4 million, or 5%, to \$31.3 million for the year ended December 31, 2009 from \$29.9 million for the year ended December 31, 2008. GT&T's access lines in Guyana grew from approximately 139,000 lines as of December 31, 2008 to approximately 147,000 lines as of December 31, 2009 (an increase of 6%). Revenue from the growth in access lines has been partially offset by a decrease in usage that is likely due to wireless service alternatives. Data revenue at our U.S. Virgin Islands subsidiary increased \$0.4 million, or 9%, to \$5.0 million from \$4.6 million for the years ended December 31, 2009 and 2008, respectively.

In future periods, we anticipate that local telephone and data revenue will increase modestly as a result of network expansion, subscriber and access line growth, and capacity sales in New York, New England and Guyana. While ION expects to expand its network and receive a portion of the \$39.7 million grant during 2010, we do not expect the network buildout to significantly impact revenue during 2010 since the buildout will not be complete.

*International long distance revenue.* International long distance revenue is generated by international telephone calls into and out of Guyana and does not include international long distance revenue generated by our other operations.

Inbound traffic, which made up 84% of all international long distance traffic and 68% of international long distance revenue for the year ended December 31, 2009, is settled in U.S. dollars. International long distance revenue was \$38.2 million for the year ended December 31, 2009, a decrease of \$9.6 million, or 20%, from \$47.8 million for the year ended December 31, 2008. We believe this decrease is a result of continued and considerable illegal bypass activities resulting in lost revenue opportunities, as well as an overall reduction in call volume into Guyana attributable to the current difficult global economic environment.

International voice traffic may also be declining as a result of the growth of alternative and cheaper media for communications, such as e-mail and text messaging. That shift to alternatives may grow faster in the future as we expand our data offerings in the market. Although the other modes of communication may cause a decline in both voice traffic and in international long distance revenues in future periods, we may see a slight increase in traffic and revenues if we are effective in combating illegal bypass. We have taken a number of measures to counter illegal bypass, but have had limited success to date. These measures include taking action against unlicensed operators in Guyana, introducing special outbound call center rates and we are examining automated technical solutions as well. The outcome of negotiations with the Government of Guyana regarding the exclusivity terms of GT&T's license is also likely to negatively impact this revenue in the future. In January 2010, we launched a promotion significantly lowering international calling rates to certain destinations. We expect this to stimulate traffic volumes but expect it still may result in a further revenue decline given the size of the rate reduction. This promotion will expire on March 31, 2010 but we have applied with the Government of Guyana for a three-month extension.

*Other revenue.* Other revenue represents revenue from wireless digital television services in the U.S. Virgin Islands, which decreased 69% to \$1.2 million for the year ended December 31, 2009 from \$3.9 million for the year ended December 31, 2008. On May 31, 2009 the Company terminated its digital television services to focus solely on providing wireless broadband data and dialup internet services.

*Termination and access fee expenses.* Termination and access fee expenses are charges that we pay for voice and data transport circuits (in particular, the circuits between our rural wireless sites and our switches), internet capacity and other access fees we pay to terminate our calls.

Termination and access fees increased by \$8.4 million, or 24%, from \$35.0 million for the year ended December 31, 2008 to \$43.4 million for the year ended December 31, 2009, as a result of increased traffic at Commnet, the consolidation of a full year of operating results for BDC in 2009 and an increase in expenses at Sovernet due to a full year of operating results of ION.

Termination and access fees are expected to increase in future periods, but remain fairly consistent as compared to their related revenues, as our rural wireless and CLEC operations in Vermont expand.

*Internet and programming expenses.* Internet and programming expenses include internet connectivity charges and digital television programming.

Internet and programming expenses decreased from \$3.4 million for the year ended December 31, 2008 to \$1.9 million for the year ended December 31. This decrease was a result of a decrease in expenses from the U.S. Virgin Islands, as we terminated our digital television service on May 31, 2009.

*Engineering and operations expenses.* Engineering and operations expenses include the expenses associated with developing, operating, supporting and expanding our networks, including the salaries and benefits paid to employees directly involved in the development and operation of our networks.

Engineering and operations expenses increased by \$3.2 million, or 13%, from \$24.9 million for the year ended December 31, 2008 to \$28.1 million for the year ended December 31, 2009. This increase is primarily the result of the expansion of our wireless networks in the United States and the consolidation of BDC's results for all of 2009.

We expect that engineering and operations expenses will continue to increase as our networks expand and require additional support.

*Sales and marketing expenses.* Sales and marketing expenses include salaries and benefits we pay to sales personnel, customer service expenses, sales commissions and the costs associated with the development and implementation of our promotion and marketing campaigns.

Sales and marketing expenses increased by \$2.9 million, or 22%, from \$13.2 million for the year ended December 31, 2008 to \$16.1 million for the year ended December 31, 2009. The majority of this increase is the result of the consolidation of a full year of operating results of BDC for 2009.

We expect that sales and marketing expenses will remain fairly consistent as a percentage of related revenues in the near future.

*General and administrative expenses.* General and administrative expenses include salaries, benefits and related costs for general corporate functions, including executive management, finance and administration, legal and regulatory, facilities, information technology and human resources.

General and administrative expenses increased by \$7.7 million, or 27%, from \$28.7 million for the year ended December 31, 2008 to \$36.4 million for the year ended December 31, 2009. Of this increase, \$3.5 million is the result of our consolidation of a full year of operating results of BDC in 2009. The remaining increase is due to increased overhead to support our growth and internal costs associated with the pending acquisition of Alltel assets.

While internal costs specific to the pending acquisition of Alltel assets are expected to decrease after the acquisition is completed, we expect overall general and administrative expenses to increase in order to support our growth but remain consistent as compared to our consolidated revenues.

*Acquisition-related charges.* Acquisition-related charges include the external costs, such as legal and consulting, directly associated with acquisition related activities, which are expensed as incurred. Acquisition-related charges do not include internal costs, such as employee salary and travel-related expenses, which we incurred during 2009 in connection with the pending acquisition of the Alltel assets.

For the year ended December 31, 2009 acquisition-related charges were \$7.2 million, an increase from \$1.1 million for the year ended December 31, 2008. Of the 2009 costs, \$6.8 million were associated with the pending acquisition of Alltel assets.

We anticipate that our acquisition of the Alltel assets will be completed during the first half of 2010. Until then, we expect acquisition-related charges will continue at the current pace. After the acquisition of the Alltel assets is completed, we expect that acquisition-related expenses to continue to be incurred, however, at a much reduced level, as the Company continues to explore additional acquisition opportunities that meet its investment objectives.

*Depreciation and amortization expenses.* Depreciation and amortization expenses represent the depreciation and amortization charges we record on our property and equipment and on our intangible assets.

Depreciation and amortization expenses increased by \$7.4 million, or 23%, from \$31.5 million for the year ended December 31, 2008 to \$38.9 million for the year ended December 31, 2009. The increase is primarily due to the addition of fixed assets from our network expansion in our rural U.S. wireless business, the consolidation of a full year of operating results of BDC in 2009, and the acquisitions of ION and Islandcom, which occurred in the third quarter of 2008.

We expect depreciation and amortization expenses to continue to increase as a result of a future network expansion.

*Interest expense.* Interest expense represents interest incurred on our outstanding credit facilities.

Interest expense increased from \$3.1 million for the year ended December 31, 2008 to \$3.7 million for the year ended December 31, 2009. The increase in interest expense was due to the increase in our term loan borrowings. We had no outstanding borrowings under our revolving line of credit during the years ended December 31, 2008 or 2009.

On September 10, 2008, the Company repaid the then outstanding \$50.0 million term loan with the proceeds from a new \$75.0 million variable rate term loan. At the same time, the Company's variable rate revolving line of credit facility expanded from \$20.0 million to \$75.0 million. Also during September 2008, the Company entered into an interest rate swap agreement, to effectively lock the Company's interest rate on \$68.0 million of these facilities at 5.67%, which is further detailed in Note 8 to the Consolidated Financial Statements included in this Report.

As described in Note 7 to the Consolidated Financial Statements, the Company entered into an amended and restated credit agreement on January 20, 2010. The amended credit facility is expected to increase the Company's interest expense in the future pending the Company's completion of the acquisition of the Alltel assets.

*Interest income.* Interest income represents interest earned on our cash, cash equivalent and short term investments.

Interest income decreased to \$1.2 million from \$1.8 million for the year ended December 31, 2009 and 2008, respectively. This decrease is a result of a decrease in the interest rates and subsequent amount earned on our cash and investments.

*Income taxes.* The effective tax rate was 43% for the year ended December 31, 2008 and 46% for the year ending December 31, 2009. Income tax expense includes income taxes at the statutory U.S. federal and state income tax rates as well as the Guyanese income taxes in excess of the statutory U.S. income tax rates. Since we operate in jurisdictions that have a wide range of statutory tax rates, our consolidated effective tax rate is impacted by the mix of income generated in those jurisdictions as well as the receipt of dividends from our foreign subsidiaries. The increase in the consolidated effective tax rate was a result of losses in our Island Wireless segment for which we receive no tax benefit.

*Net Income Attributable to Non-Controlling Interests.* Net income attributable to non-controlling interests consists of the Guyana government's 20% interest in GT&T, a non-controlling shareholder's 4% interest in Sovernet, other non-controlling shareholders' interests in certain consolidated subsidiaries of Commnet, and non-controlling shareholders' 42% equity interest in BDC as well as non-controlling shareholders' interests in consolidated subsidiaries of Sovernet and BDC.

Net income attributable to non-controlling interests decreased from \$5.0 million for the year ended December 31, 2008 to \$1.0 million for the year ended December 31, 2009. This decrease is a result of the allocation of non-controlling shareholders' share of losses in our two early stage businesses (ION and Islandcom) following the adoption the FASB's authoritative guidance on noncontrolling interests in consolidated financial statements in 2009.

*Net income attributable to Atlantic Tele-Network, Inc. Stockholders.* As a result of the above factors, net income increased to \$35.5 million for the year ended December 31, 2009 from \$34.8 million for the year ended December 31, 2008. On a per share basis, net income increased from \$2.29 per basic and \$2.28 per diluted share to \$2.33 per basic and \$2.32 per diluted share for the years ended December 31, 2008 to 2009, respectively.

*Segment results.* We have five material operating segments, which we manage and evaluate separately: (1) Rural Wireless; (2) Integrated Telephony—International; (3) Island Wireless; (4) Integrated Telephony—Domestic; and (5) Wireless Data. Island Wireless became an operating segment upon completion of BDC's share repurchase and the resulting increase in our equity interest in BDC, effective May 15, 2008. Segment results are set forth in Note 15 to the Consolidated Financial Statements included in this Report.

Years Ended December 31, 2008 and 2007

	<u>Year Ended December 31,</u>		<u>Amount of Increase (Decrease)</u>	<u>Percent Increase (Decrease)</u>
	<u>2007</u>	<u>2008</u>		
	(In thousands)			
<b>REVENUE:</b>				
Wireless .....	\$83,458	\$104,963	\$21,505	25.8%
Local telephone and data .....	46,598	50,670	4,072	8.7
International long distance .....	52,635	47,820	(4,815)	(9.1)
Other .....	4,050	3,888	(162)	(4.0)
Total revenue .....	<u>186,741</u>	<u>207,341</u>	<u>20,600</u>	<u>11.0</u>
<b>OPERATING EXPENSES:</b>				
Termination and access fees .....	29,379	34,978	5,599	19.1
Internet and programming .....	3,379	3,387	8	0.2
Engineering and operations .....	23,037	24,930	1,893	8.2
Sales and marketing .....	15,526	13,227	(2,299)	(14.8)
General and administrative .....	23,136	28,701	5,565	24.1
Acquisition-related charges .....	—	1,071	1,071	100.0
Depreciation and amortization .....	26,686	31,525	4,839	18.1
Impairment of assets .....	4,400	—	(4,400)	(100.0)
Gain on disposition of assets, net .....	(5,961)	—	5,961	100.0
Total operating expenses .....	<u>119,582</u>	<u>137,819</u>	<u>18,237</u>	<u>15.3</u>
Income from operations .....	<u>67,159</u>	<u>69,522</u>	<u>2,363</u>	<u>3.5</u>
<b>OTHER INCOME (EXPENSE):</b>				
Interest expense .....	(2,282)	(3,144)	(862)	(37.8)
Interest income .....	2,454	1,770	(684)	(27.9)
Other income (expense), net .....	2,239	439	(1,800)	(80.4)
Other income (expense), net .....	<u>2,411</u>	<u>(935)</u>	<u>(3,346)</u>	<u>(138.8)</u>
<b>INCOME BEFORE INCOME TAXES</b> .....	<u>69,570</u>	<u>68,587</u>	<u>(983)</u>	<u>(1.4)</u>
Income taxes .....	28,929	29,551	622	2.2
<b>INCOME BEFORE EQUITY IN EARNINGS OF UNCONSOLIDATED AFFILIATES</b>				
Equity in earnings of unconsolidated affiliate .....	40,641	39,036	(1,605)	(3.9)
Equity in earnings of unconsolidated affiliate .....	2,281	735	(1,546)	(67.8)
<b>NET INCOME</b> .....	<u>42,922</u>	<u>39,771</u>	<u>3,151</u>	<u>7.3</u>
Net income attributable to non-controlling interests .....	(4,982)	(4,973)	9	0.2
<b>NET INCOME ATTRIBUTABLE TO ATLANTIC TELE-NETWORK, INC. STOCKHOLDERS</b> .....	<u>\$37,940</u>	<u>\$34,798</u>	<u>\$(3,142)</u>	<u>(8.3)%</u>



*Wireless revenue.* Wireless revenue includes wholesale voice and data roaming revenue from our rural U.S. operations and retail wireless revenues generated in Guyana. For 2008, wireless revenue also includes retail wireless revenues generated by our Island Wireless segment.

Wireless revenue increased to \$105.0 million for 2008 from \$83.5 million for 2007, an increase of \$21.5 million, or 26%. Notwithstanding the sale of 59 base stations during the fourth quarter of 2007, our rural U.S. business increased its revenues by \$12.4 million, or 21%, to \$70.1 million for 2008 from \$57.7 million for 2007. The increase in revenue from our U.S. wireless business was due primarily to growth in voice and data traffic at existing sites, as well as the continued deployment of additional GSM and CDMA wireless base stations that generated additional minutes of use and increased data revenue. Also included in this increase was \$1.9 million of switching fees earned on the 59 sold base stations. As of December 31, 2008, a total of 473 base stations were deployed as compared to 303 base stations as of December 31, 2007. We put into service 165 new base stations, acquired 46 base stations, and decommissioned 41 older TDMA/Analog base stations.

The consolidation of our BDC operating results, which began as of May 15, 2008, contributed \$14.1 million of the increase in wireless revenue. This increase in wireless revenue from our rural U.S. operations and BDC was partially offset by a decline in wireless revenue in Guyana. Digicel entered the Guyana market in early 2007 with aggressive marketing campaigns and handset subsidies. This decline in revenue in 2008 reflects the continued impact of that competition, a decrease in rates and the introduction of per second billing in March 2007 for all wireless calls. This additional competition in Guyana caused our wireless subscribers to decrease by 80,000, or 24%, from 328,000 subscribers as of December 31, 2007 to 248,000 subscribers as of December 31, 2008, respectively. We also believe there may have been a decline in the total wireless subscribers in the market as the level of handset subsidies and giveaways fell from 2007. These factors resulted in a \$5.1 million decrease in GT&T's wireless revenue from \$25.8 million during 2007 to \$20.7 million during 2008.

*Local telephone and data revenue.* Local telephone and data revenue increased by \$4.1 million, or 9%, to \$50.7 million for 2008 from \$46.6 million for 2007. The increase is primarily attributable to growth in GT&T's access lines in Guyana from approximately 132,000 lines as of December 31, 2007 to approximately 139,000 lines as of December 31, 2008 (an increase of 5%), increased interconnect fees, growth in broadband data customers in Guyana and continued strong growth in wireless broadband customers in the U.S. Virgin Islands. Sovernet increased revenues by \$1.5 million, due mainly to the addition of ION on August 15, 2008. Sovernet continues to add business customers for its voice and data services at a strong rate and improve profitability; however, its overall revenue increase is partially offset by the decline in its residential data business, particularly its dial-up internet services.

*International long distance revenue.* Inbound traffic, which made up 86% of all international long distance traffic and more than 70% of international long distance revenue for the year ended December 31, 2008, is settled in U.S. dollars.

International long distance revenue declined by \$4.8 million, or 9%, from \$52.6 million for 2007 to \$47.8 million for 2008. This decline was partly a result of certain significant events during 2007, such as the run up to Guyana's hosting of Cricket World Cup matches and the Rio Group Summit, which we believe increased traffic volumes during that period. We are also subject to illegal bypass via internet calling, which we believe increased considerably from the second to the fourth quarter of 2008.

*Other revenue.* Other revenue represents revenue from wireless digital television services in the U.S. Virgin Islands, which decreased 5% to \$3.9 million for 2008 from \$4.1 million for 2007. On May 31, 2009 the Company terminated its digital television services to focus solely on providing wireless broadband data and dial-up internet services.

*Termination and access fee expenses.* Termination and access fees increased by \$5.6 million, or 19%, from \$29.4 million to \$35.0 million from 2007 to 2008, respectively as a result of increased traffic at Commnet, the consolidation of BDC's results of operations and an increase in expenses at Sovernet due to the operating results of its August 2008 acquisition of ION.

*Internet and programming expenses.* Internet and programming expenses remained at \$3.4 million in 2007 and 2008. This is consistent with the minimal growth in our broadband data and television subscribers in the U.S. Virgin Islands.

*Engineering and operations expenses.* Engineering and operations expenses increased by \$1.9 million, or 8%, from \$23.0 million to \$24.9 million for 2007 and 2008, respectively. This increase is primarily the result of the expansion of our wireless networks in the United States as well as the consolidation of BDC.

*Sales and marketing expenses.* Sales and marketing expenses decreased by \$2.3 million, or 15%, from \$15.5 million to \$13.2 million for 2007 and 2008, respectively. Throughout 2007, GT&T incurred an unusually high level of sales and marketing costs as a response to increased wireless competition, including wireless handset promotions, increased advertising and higher sales commissions. In 2008, GT&T's sales and marketing expenses returned to a lower level. The decrease in GT&T's sales and marketing expenses was partially offset by BDC's sales and marketing expenses which we began to consolidate effective May 15, 2008.

*General and administrative expenses.* General and administrative expenses increased by \$5.6 million, or 24%, from \$23.1 million to \$28.7 million for 2007 and 2008, respectively. Of this increase, \$4.8 million is a result of our consolidation of BDC's financials beginning in 2008.

*Acquisition related charges.* We incurred \$1.0 million in legal and related expenses in an unsuccessful effort to acquire a company out of bankruptcy at the end of 2008.

*Depreciation and amortization expenses.* Depreciation and amortization expense increased by \$4.8 million, or 18%, from \$26.7 million to \$31.5 million for 2007 and 2008, respectively. The increase is primarily due to the addition of fixed assets from our network expansion in our rural U.S. wireless business and Guyana, the consolidation of BDC's results, and the acquisitions of ION and Islandcom.

*Impairment of long-lived assets.* In the fourth quarter of 2007, Choice Communications recorded a \$4.4 million asset impairment charge related to the wireless digital television portion of the business. In late 2007, Choice was denied certain tax benefits by the U.S. Virgin Islands government. This denial of tax benefits, together with minimal anticipated future television subscriber and market share growth within its existing geographic footprint, resulted in the estimated future cash flows associated with this business being below the carrying value of the assets. The Company, through a separate impairment test, determined that no impairment existed as of December 31, 2007 relating to Choice's internet services, including both the broadband data and dial-up products.

*Gain on disposition of long-lived assets.* In December 2007, Commnet sold to a national carrier 59 base stations, along with spectrum licenses, in two Midwestern states and recorded a gain on the sale of \$5.0 million. Also, during the first half of 2007, Commnet sold telecom assets, predominantly in western states, and recognized a gain on the sale of such assets of \$1.3 million. These gains were offset by a loss of \$0.3 million as a result of the Company's sale of all of its assets in Haiti in August 2007.

*Interest expense.* On September 10, 2008, the Company repaid the then outstanding \$50.0 million term loan with the proceeds from a new \$75.0 million term loan. At the same time, the Company's revolving line of credit facility expanded from \$20.0 million to \$75.0 million. Also during September 2008, the Company entered into an interest rate swap agreement which is further detailed in Note 8, "Derivative Instruments and Hedging Activities" to the Consolidated Financial Statements included in this Report.

Interest expense increased \$0.8 million from \$2.3 million to \$3.1 million for the years ended 2007 and 2008, respectively. The increase in interest expense was due to the increase in our term loan borrowings. We had no outstanding borrowings under our revolving line of credit during 2007 or 2008.

*Interest income.* Interest income decreased \$0.7 million from \$2.5 million for 2007 to \$1.8 million in 2008. The decrease was a result of a decrease in the rate of interest earned on cash and investments in 2008.

*Other income (expense).* Included in other income for 2007 were management fees received from BDC which, since May 15, 2008 have been eliminated in consolidation. Other income decreased from \$2.2 million in 2007 to \$0.4 million in 2008 as a result of a \$1.3 million license settlement at Commnet during 2007, as well as the elimination, in consolidation, of management fees from BDC following their consolidation in May 2008.

*Income taxes.* Our effective tax rate was 42% for 2007 and 43% for 2008. Income tax expense includes tax at the statutory U.S. federal and state income tax rates as well as the Guyanese income taxes in excess of the statutory U.S. income tax rates. Since we operate in jurisdictions that have a wide range of statutory tax rates, our consolidated effective tax rate is impacted by the mix of income generated in those jurisdictions as well as the receipt of dividends from our foreign subsidiaries.

*Equity in earnings of unconsolidated affiliates.* Equity in earnings of unconsolidated affiliates included our share of the earnings of BDC prior to our consolidation of BDC's operating results in May 2008, as well as our share of the earnings

of Commnet's unconsolidated affiliates. Equity in earnings of unconsolidated affiliates decreased \$1.6 million, or 70% from \$2.3 million for 2007 to \$0.7 million for 2008 as a result of the consolidation of BDC.

*Net income attributable to non-controlling interests.* Net income attributable to non-controlling interests consists of the Guyana government's 20% interest in GT&T, a minority shareholder's 4% interest in Sovernet, minority shareholders' 42% equity interest in BDC, subsequent to our consolidation of BDC in May 2008, and other minority shareholders' interests in certain consolidated subsidiaries of Commnet and Sovernet. Net income attributable to non-controlling interests remained unchanged at \$5.0 million for 2007 and 2008, respectively.

*Net income attributable to Atlantic Tele-Network, Inc. stockholders.* As a result of the above factors, net income decreased by \$3.1 million or 8% from \$37.9 million for 2007 to \$34.8 million for 2008. On a per share basis, net income decreased from \$2.50 per basic and \$2.48 per diluted share for 2007 to \$2.29 per basic and \$2.28 per diluted share for 2008.

### **Regulatory and Tax Issues**

We are involved in a number of regulatory and tax proceedings. See Note 13 to the Consolidated Financial Statements included in this Report. A material and adverse outcome in one or more of these proceedings could have a material adverse impact on our financial condition and future operations.

### **Liquidity and Capital Resources**

Historically, we have met our operational liquidity needs through a combination of cash on hand and internally generated funds and have funded capital expenditures and acquisitions with a combination of internally generated funds, cash on hand and borrowings under our credit facilities.

We expect to fund the pending acquisition of Alltel assets by using \$40 million to \$50 million of our currently available cash, drawing \$150 million from our new term loan (see, *Cash Generated by Financing Activities*, below) and by funding the remaining balance by borrowing against our new revolving line of credit (see, *Cash Generated by Financing Activities*, below).

### **Uses of Cash**

*Capital Expenditures.* A significant use of our cash has been for capital expenditures to expand and upgrade our networks. For the years ended December 31, 2008 and 2009, we spent approximately \$47.4 million and \$59.7 million on capital expenditures, respectively. Of the \$59.7 million of 2009 capital expenditures, we spent approximately \$23.4 million expanding Commnet's network by increasing the number of base stations as well as switching and cell site equipment required to expand our geographic coverage and technical capabilities. Of the \$25.0 million spent in Guyana, \$13.4 million was related to construction costs on a new fiber optic submarine cable into the country which is expected to be ready for use during mid-2010, while the remainder was for the expansion of the capacity and coverage of Guyana's wireline and wireless network. A majority of the remaining 2009 consolidated capital expenditures was incurred by our Island Wireless segment in connection with our network development in Turks and Caicos, which is scheduled to be operational during the first half of 2010.

We are continuing to invest in expanding the networks of most of our currently existing subsidiaries and expect to incur capital expenditures between \$45 million and \$55 million for this expansion during the year ending December 31, 2010. A majority of these network expenditures will be used at Commnet and GT&T, including \$8 million to \$10 million relating to the construction of the submarine fiber optic cable in Guyana. Separately, if the pending acquisition of the Alltel assets is completed during the first half of 2010, we expect to incur an additional \$40 million to \$45 million of capital expenditures primarily related to network migration and IT and system conversion costs. We expect to fund our current capital expenditures primarily from cash generated from our operations, but may borrow against our new line of credit or seek additional debt financing outside our bank credit facility.

*Acquisitions and Investments.* Historically, we have funded our acquisitions with a combination of cash on hand and borrowings under our credit facilities. We intend to fund our pending acquisition of Alltel assets by using \$40 million to \$50 million of our currently available cash, drawing \$150 million from our new term loan (see, *Cash Generated by Financing Activities*, below) and by funding the remaining balance by borrowing against our new line of credit (see, *Cash Generated by Financing Activities*, below).

We also continue to explore opportunities to acquire communications properties or licenses in the Caribbean, the United States and elsewhere. We also explore opportunities to substantially expand our existing networks in the United States and the Caribbean. Such acquisitions may require external financing. While there can be no assurance as to whether, when or on what terms we will be able to acquire any such businesses or licenses, such acquisitions may be accomplished through the issuance of shares of our Common Stock, payment of cash or incurrence of additional debt.

*Dividends.* We use cash on hand to make dividend payments to our common stockholders when declared by our Board of Directors. For the year ended December 31, 2009, our dividends to our stockholders approximated \$11.6 million (which reflects dividends paid on April 10, 2009, July 10, 2009, October 15, 2009, and January 11, 2010). We have paid quarterly dividends for the last 45 fiscal quarters.

*Stock Repurchase Plan.* Our Board of Directors approved a \$5.0 million stock buyback plan in September 2004 pursuant to which we have spent \$2.1 million as of December 31, 2009 repurchasing common stock. We may repurchase shares at any time depending on market conditions, our available cash and our cash needs. We did not repurchase any shares under this plan during 2009.

*Cash Generated by Financing Activities.* On January 25, 2010, the Company amended and restated its existing credit facility with CoBank, ACB and other lenders to restate its existing \$73.9 million term loan (“Term Loan A”) and previously undrawn \$75 million revolving credit facility (the “Revolver Facility”) and provide for a new \$150 million term loan (“Term Loan B”) and together with the Term Loan A and Revolver Facility, the “New Credit Facility”). The New Credit Facility also provides for one or more additional term loans up to an aggregate \$50.0 million, subject to lender and administrative agent approval.

The Term Loan A and the Term Loan B each mature on September 30, 2014 and the Revolver Loan matures on September 10, 2014, unless accelerated pursuant to an event of default, as described below. Amounts borrowed under the Term Loan A, Term Loan B and the Revolver Loan bear interest at a rate equal to, at the Company’s option, either (i) the London Interbank Offered Rate (LIBOR) plus an applicable margin ranging between 3.50% to 4.75% or (ii) a base rate plus an applicable margin ranging from 2.50% to 3.75%. The Company is not required to apply a minimum LIBOR percentage for any loans bearing interest at the LIBOR rate. The base rate is equal to the higher of either (i) 1.50% plus the higher of (x) the one-week LIBOR and (y) the one-month LIBOR and (ii) the prime rate (as defined in the credit agreement). The applicable margin is determined based on the ratio of the Company’s indebtedness (as defined in the credit agreement) to its EBITDA (as defined in the credit agreement).

All amounts outstanding under the Revolver Loan will be due and payable upon the earlier of the maturity date or the acceleration of the loan upon an event of default. Amounts outstanding under the Term Loan A and the Term Loan B will be due and payable commencing on March 31, 2010 in quarterly payments equal to 1.25% of the initial principal amount outstanding under each loan, increasing to 2.50% of the initial principal amount outstanding commencing on March 31, 2012. Remaining balances will be due and payable upon maturity, unless the loans are accelerated upon an event of default.

Upon the closing of the New Credit Facility, \$73.9 million was outstanding under the Term Loan A, an amount equal to the outstanding principal amount of the Company’s previous term loan under the Company’s prior credit facility. No amount is currently outstanding under Term Loan B or the Revolver Facility. The Company plans to use cash on hand, the proceeds from Term Loan B and a portion of the proceeds available under the Revolver Facility towards the Alltel Acquisition purchase price and related acquisition expenses and working capital adjustments. The Company’s ability to draw under the Term Loan B is subject to customary closing conditions. We may use the proceeds of the Term Loan B solely in connection with the Alltel Acquisition. Borrowings under the Term Loan B are available to the Company until the earlier of (i) completion of the Alltel Acquisition or (ii) March 31, 2010 (the “Term Loan B Commitment Expiration Date”). We intend to request an extension to the Term Loan B Commitment Expiration Date during the first quarter of 2010.

The New Credit Facility contains certain affirmative and negative covenants of the Company and its subsidiaries as set forth below under “—Factors Affecting Sources of Liquidity.” The New Credit Facility is guaranteed by the Company’s U.S. domestic subsidiaries and is collateralized by a security interest in substantially all of the assets of and stock owned by the Company and such guarantors. As of March 16, 2010, the Company was in compliance with all of the covenants of the New Credit Facility.

On September 23, 2008 the Company executed a forward starting interest rate swap. The Company’s objective in using the derivative is to add stability to interest expense and to manage our exposure to adverse changes in interest rates. The interest rate swap has an initial notional amount of \$68 million, receives 1 month LIBOR, and pays a fixed rate of 4.42%. The interest rate swap agreement effectively converts the variable interest payments on the first \$68 million of the

Company's term debt to a fixed rate of 4.42% plus the Company's credit spread, over the life of the agreement. The interest rate swap agreement has a maturity date of September 15, 2015.

*Debt Service and Other Contractual Commitment Table.* The following table discloses aggregate information about our debt and lease obligations as of December 31, 2009 and the periods in which payments are due:

Contractual Obligations	Total	Less Than 1 Year	1-3 Years	4-5 Years	More Than 5 Years
			(In millions)		
Debt .....	\$73.9	\$3.7	\$18.5	\$51.7	\$—
Capital expenditures .....	5.0	5.0	—	—	—
Pension obligations .....	0.8	0.8	—	—	—
Operating lease obligations .....	32.3	9.8	16.2	1.8	4.5
Total .....	\$112.0	\$19.3	\$34.7	\$53.5	\$4.5

### *Sources of Cash*

*Total Liquidity at December 31, 2009.* As of December 31, 2009, we had approximately \$90.2 million in cash and cash equivalents, an increase of \$10.5 million from the December 31, 2008 balance of \$79.7 million. In addition, the Company has \$5.2 million in restricted cash escrowed for payment on the undersea cable in Guyana. We believe our existing cash balances and other capital resources, including the \$75.0 million available under our revolving line of credit included in our credit facility, are adequate to meet our current operating and capital needs.

*Cash Generated by Operations.* Cash provided by operating activities was \$92.2 million for the year ended December 31, 2009 compared to \$68.3 million for the year ended December 31, 2008. The increase of \$23.9 million was primarily due to a decrease in prepaid taxes and an increase in accounts payable and accrued expenses.

### *Factors Affecting Sources of Liquidity*

*Internally Generated Funds.* The key factors affecting our internally generated funds are demand for our services, competition, regulatory developments, economic conditions in the markets where we operate our businesses and industry trends within the telecommunications industry. For a discussion of tax and regulatory risks in Guyana that could have a material adverse impact on our liquidity, see "Risk Factors—Risks Relating to Our Wireless and Wireline Services in Guyana", "Business—Regulation of Our GT&T Subsidiary".

*Restrictions Under Credit Facility.* Our credit facility contains customary representations, warranties and covenants, including covenants by us limiting additional indebtedness, liens, guaranties, mergers and consolidations, substantial asset sales, investments and loans, sale and leasebacks, transactions with affiliates and fundamental changes. In addition, our credit facility contains financial covenants by us that (i) impose a maximum ratio of indebtedness (as defined in the credit agreement) to EBITDA (as defined in the credit agreement), (ii) require a minimum ratio of EBITDA to cash interest expense, (iii) require a minimum ratio of equity to consolidated assets and (iv) require a minimum ratio of EBITDA to fixed charges (as defined in the credit agreement). As of March 16, 2010, we were in compliance with all of the covenants of our credit facility and would be able to fully draw the \$75 million available under our revolving credit facility. We may use the proceeds of the Term Loan B solely in connection with the Alltel Acquisition. Borrowings under the Term Loan B are available to the Company until the earlier of (i) completion of the Alltel Acquisition or (ii) March 31, 2010 (the "Term Loan B Commitment Expiration Date"). We intend to request an extension to the Term Loan B Commitment Expiration Date during the first quarter of 2010.

Our ability to draw additional term loans of up to an aggregate of \$50 million is subject to Lender and Administrative Agent approval.

*Capital Markets.* Our ability to raise funds in the capital markets depends on, among other things, general economic conditions, the conditions of the telecommunications industry, our financial performance, the state of the capital markets and our compliance with Securities and Exchange Commission ("SEC") requirements for the offering of securities. In June 2009, the Company's "universal" shelf registration statement filed with the SEC expired by its own terms. The Company currently anticipates that it will file with the SEC a new "universal" shelf registration in the first half of 2010, subject to closing of the

Alltel Acquisition and completion of the required audited financial statements in connection therewith. If declared effective by the SEC, such filing will register potential future offerings by the Company, of the Company's securities.

### ***Inflation***

We do not believe that inflation has had a significant impact on our consolidated operations in any of the periods presented in the Report.

### **Critical Accounting Estimates**

We have based our discussion and analysis of our financial condition and results of operations on our consolidated financial statements, which have been prepared in accordance with accounting principles generally accepted in the United States of America (or GAAP). We base our estimates on our operating experience and on various conditions existing in the market and we believe them to be reasonable under the circumstances. Our estimates form the basis for making judgments about the carrying values of assets and liabilities that are not readily apparent from other sources. Actual results may differ materially from these estimates under different assumptions or conditions.

We have identified the critical accounting estimates that we believe require significant judgment in the preparation of our consolidated financial statements. We consider these accounting estimates to be critical because changes in the assumptions or estimates we have selected have the potential of materially impacting our financial statements.

*Revenue Recognition.* In determining the appropriate amount of revenue to recognize for a particular transaction, we apply the criteria established by the authoritative guidance for revenue recognition and defer those items that do not meet the recognition criteria. As a result of the cutoff times of our billing cycles, we are often required to estimate the amount of revenues earned but not billed from the end of each billing cycle to the end of each reporting period. These estimates are based primarily on rate plans in effect and historical evidence with each customer or carrier. Adjustments affecting revenue can and occasionally do occur in periods subsequent to the period when the services were provided, billed and recorded as revenue, however historically these adjustments have not been material.

A small portion of our revenue is attributable to activation or reactivation fees, installation fees and equipment sales. We evaluate these and, where the amounts charged for such services or the equipment does not represent a separate unit of accounting, these amounts are deferred and recognized ratably over the estimated customer relationship period.

We apply judgment when assessing the ultimate realization of receivables, including assessing the probability of collection and the current credit-worthiness of customers. We establish an allowance for doubtful accounts sufficient to cover probable and reasonably estimable losses. Our estimate of the allowance for doubtful accounts considers collection experience, aging of the accounts receivable, the credit quality of customer and, where necessary, other macro-economic factors.

*Long-Lived and Intangible Assets.* In accordance with the authoritative guidance regarding the accounting for impairments or disposals of long-lived assets and the authoritative guidance for the accounting for goodwill and other intangible assets, we evaluate the carrying value of our long-lived assets, including property and equipment, whenever events or changes in circumstances indicate that the carrying amount of an asset may not be recoverable. An impairment loss exists when estimated undiscounted cash flows attributable to the assets are less than their carrying amount. If an asset is deemed to be impaired, the amount of the impairment loss recognized represents the excess of the asset's carrying value as compared to its estimated fair value, based on management's assumptions and projections. During the fourth quarter of 2007, the Company determined that certain assets of Choice Communications became impaired, and as such, recorded a \$4.4 million impairment charge in its 2007 statement of operations. See Note 10 to the Consolidated Financial Statements included in this report for additional information on the impairment charge.

Our estimates of the future cash flows attributable to our long-lived assets and the fair value of our businesses involve significant uncertainty. Those estimates are based on management's assumptions of future results, growth trends and industry conditions. If those estimates are not met, we could have additional impairment charges in the future, and the amounts may be material.

We also assess the carrying value of goodwill and indefinite-lived intangible assets on an annual or whenever events or changes in circumstances indicate that the carrying value of goodwill may not be recoverable. The carrying value of each reporting unit, including goodwill assigned to that reporting unit, is compared to its fair value. If the fair value of the

reporting unit does not exceed the carrying value of the reporting unit, including goodwill, an analysis is performed to determine if an impairment charge should be recorded.

We assess the recoverability of the value of our FCC licenses using a market approach. We believe that our FCC licenses have an indefinite life based on historical ability to renew such licenses, that such renewals may be obtained indefinitely and at little cost, and that the related technology used is not expected to be replaced in the foreseeable future. If the value of these assets was impaired by some factor, such as an adverse change in the subsidiary's operating market, we may be required to record an impairment charge. We test the impairment of our FCC licenses annually or whenever events or changes in circumstances indicate that such assets might be impaired. The impairment test consists of a comparison of the fair value of FCC licenses with their carrying amount on a license by license basis.

*Contingencies.* We are subject to proceedings, lawsuits, audits and other claims related to lawsuits and other legal and regulatory proceedings that arise in the ordinary course of business. We are required to assess the likelihood of any adverse judgments or outcomes to these matters as well as potential ranges of probable losses. A determination of the amount of loss accruals required, if any, for these contingencies are made after careful analysis of each individual issue. We consult with legal counsel and other experts where necessary in connection with our assessment of any contingencies. The required accrual for any such contingency may change materially in the future due to new developments or changes in each matter. We estimate these contingencies amount to approximately \$23.5 million at December 31, 2009, the majority of which are not recorded on our books as we do not believe that an adverse outcome is probable. Adverse developments in these matters may result in the recording of liabilities to satisfy all or a portion of these claims.

## **Recent Accounting Pronouncements**

### **Recently Adopted Standards**

In June 2009, the FASB issued guidance which changed the referencing of financial standards and the Hierarchy of Generally Accepted Accounting Principles and is effective for interim or annual financial periods ending after September 15, 2009. The Company adopted the provisions of the new guidance in the third quarter of 2009 and updated its interim disclosures.

In April 2009, the FASB issued new authoritative guidance that requires the recognition of an other-than-temporary impairment when an entity has the intent to sell a debt security or when it is more likely than not that an entity will be required to sell the debt security before its anticipated recovery in value. Additionally, the new guidance changes the presentation and amount of other-than-temporary impairment losses recognized in the income statement for instances in which the Company does not intend to sell or it is more likely than not that the Company will not be required to sell a debt security prior to the anticipated recovery of its remaining cost basis. In addition to the changes in measurement and presentation, the new guidance expands the disclosures related to other-than-temporary impairments and require all such disclosures to be included in both interim and annual periods. The provisions of the new guidance were effective for the three month period ended June, 30, 2009. The adoption of the provisions of this guidance did not have a material impact on the Company's consolidated financial statements.

In April 2009, the FASB issued new authoritative guidance for determining when a transaction is not orderly and for estimating fair value in accordance with FASB standards when there has been a significant decrease in the volume and level of activity for an asset or liability. The guidance requires the disclosure of the inputs and valuation techniques used, as well as any changes in valuation techniques and inputs used during the period, to measure fair value in interim and annual periods. In addition, the new guidance requires that the presentation of the fair value hierarchy be presented by major security type in accordance with FASB guidance. The adoption of the provisions of this guidance did not have a material impact on the Company's consolidated financial statements.

In December 2007, the FASB issued new authoritative guidance that requires the Company to revise its application of the acquisition method for business combinations in a number of significant aspects such as requiring the Company to expense transaction costs and to recognize 100% of the acquiree's assets and liabilities rather than a proportional share for acquisitions of less than 100% of a business. In addition, the guidance eliminates the step acquisition model and provides that all business combinations, whether full, partial, or step acquisitions, results in all assets and liabilities of an acquired business being recorded at their fair values at the acquisition date. The Company adopted the provisions of this guidance on January 1, 2009. The impact of the provisions of this guidance on the Company's financial statements will be dependent upon the number of and magnitude of the acquisitions that are consummated. We expensed \$7.2 million in acquisition-related costs in 2009.

In April 2009, the FASB issued new authoritative guidance which amends the initial and subsequent measurement guidance and disclosure requirements for assets and liabilities arising from contingencies in a business combination. The provisions of this guidance are effective on a prospective basis for all business combinations for which the acquisition date is on or after January 1, 2009.

In January 2009, the FASB issued new authoritative guidance that requires disclosures about the fair value of financial instruments in interim financial statements as well as in annual financial statements. Additionally, this guidance requires those disclosures in all interim financial statements. The Company adopted the provisions of this guidance, as required, for the period ended June 30, 2009. The adoption of the provisions of this guidance did not have a material impact on the Company's consolidated financial statements.

In December 2008, the FASB issued new authoritative guidance that provides additional guidance on an employer's disclosures about plan assets of a defined benefit pension or other postretirement plan. The adoption of the provisions of this guidance increases the disclosures in the financial statements related to the assets of an employers' defined benefit pension plan. This new guidance was effective as of December 31, 2009 and did not have a material impact on the consolidated financial statements.



## **Standards to be Adopted**

In June 2009, the FASB issued new authoritative guidance that amends certain guidance for determining whether an entity is a variable interest entity (VIE). The guidance requires an enterprise to perform an analysis to determine whether the Company's variable interests give it a controlling financial interest in a VIE. A company would be required to assess whether it has an implicit financial responsibility to ensure that a VIE operates as designed when determining whether it has the power to direct the activities of the VIE that most significantly impact the entity's economic performance. In addition, this guidance amends earlier guidance requiring ongoing reassessments of whether an enterprise is the primary beneficiary of a VIE. The guidance is effective for the Company for fiscal year 2010. The Company does not anticipate that the adoption of the provisions of this guidance will have a material impact on the consolidated financial statements.

## **ITEM 7A. QUANTITATIVE AND QUALITATIVE DISCLOSURES ABOUT MARKET RISK**

*Foreign Currency Exchange Sensitivity.* GT&T's functional currency is the U.S. dollar because a significant portion of GT&T's revenues and expenditures are transacted in U.S. dollars. The results of future operations nevertheless may be affected by changes in the value of the Guyana dollar, however the Guyanese exchange rate has remained at approximately \$205 Guyana dollars to \$1 U.S. dollar since 2004 so we have not recorded any foreign exchange gains or losses since that date. All of our other foreign subsidiaries operate in jurisdictions where the US dollar is the recognized currency.

*Interest Rate Sensitivity.* Our exposure to changes in interest rates is limited and relates primarily to our variable interest rate long-term debt. As of December 31, 2009, \$68.0 million of our long term debt has a fixed rate by way of an interest-rate swap that effectively hedges our interest rate risk. The remaining \$5.9 million of long term debt as of December 31, 2009, is subject to interest rate risk. As a result of our hedging policy we believe our exposure to fluctuations in interest rates is not material.

## **ITEM 8. FINANCIAL STATEMENTS AND SUPPLEMENTARY DATA**

The response to this item is submitted as a separate section to this report. See "Item 15. Exhibits, Financial Statement Schedules."

## **ITEM 9. CHANGES IN AND DISAGREEMENTS WITH ACCOUNTANTS ON ACCOUNTING AND FINANCIAL DISCLOSURE**

None.

## **ITEM 9A. CONTROLS AND PROCEDURES**

### **Evaluation of Disclosure Controls and Procedures**

Our management, with the participation of our Chief Executive Officer and Chief Financial Officer, evaluated the effectiveness of our disclosure controls and procedures as of December 31, 2009. The term "disclosure controls and procedures," as defined in Rules 13a-15(e) and 15d-15(e) under the Securities Exchange Act of 1934, as amended (the "Exchange Act"), means controls and other procedures of an issuer that are designed to ensure that information required to be disclosed by the issuer in the reports that it files or submits under the Exchange Act is recorded, processed, summarized and reported, within the time periods specified in the SEC's rules and forms. Disclosure controls and procedures include, without limitation, controls and procedures designed to ensure that information required to be disclosed by an issuer in the reports that it files or submits under the Exchange Act is accumulated and communicated to the issuer's management, including its principal executive and principal financial officers, or persons performing similar functions as appropriate to allow timely decisions regarding required disclosure. Management recognizes that any controls and procedures, no matter how well designed and operated, can provide only reasonable assurance of achieving their objectives and management necessarily applies its judgment in evaluating the cost-benefit relationship of possible controls and procedures. Based on the evaluation of our disclosure controls and procedures as of December 31, 2009, our Chief Executive Officer and Chief Financial Officer concluded that, as of such date, our disclosure controls and procedures were effective at the reasonable assurance level to ensure that information required to be disclosed by us in reports that we file or submit under the Exchange Act is recorded, processed, summarized and reported within the time periods specified in Securities and Exchange Commission rules and forms and is accumulated and communicated to our management, including our Chief Executive Officer and Chief Financial Officer as appropriate to allow timely decisions regarding required disclosure.

## **Management's Report on Internal Control over Financial Reporting**

Our management is responsible for establishing and maintaining adequate internal control over financial reporting. Internal control over financial reporting is defined in Rules 13a-15(f) and 15d-15(f) promulgated under the Exchange Act as a process designed by, or under the supervision of, the Company's Chief Executive Officer and Chief Financial Officer or persons performing similar functions and effected by the Company's Board of Directors, management and other personnel, to provide reasonable assurance regarding the reliability of financial reporting and the preparation of financial statements for external purposes in accordance with generally accepted accounting principles and includes those policies and procedures that:

- Pertain to the maintenance of records that in reasonable detail accurately and fairly reflect the transactions and dispositions of the assets of the Company;
- Provide reasonable assurance that transactions are recorded as necessary to permit preparation of financial statements in accordance with generally accepted accounting principles, and that receipts and expenditures of the Company are being made only in accordance with authorizations of management and directors of the Company; and
- Provide reasonable assurance regarding prevention or timely detection of unauthorized acquisition, use or disposition of the Company's assets that could have a material effect on the financial statements.

Because of its inherent limitations, internal control over financial reporting may not prevent or detect misstatements. Projections of any evaluation of effectiveness to future periods are subject to the risk that controls may become inadequate because of changes in conditions, or that the degree of compliance with the policies or procedures may deteriorate.

Our management assessed the effectiveness of our internal control over financial reporting as of December 31, 2009. In making this assessment, our management used the criteria set forth by the Committee of Sponsoring Organizations of the Treadway Commission ("COSO") in *Internal Control—Integrated Framework*.

Based on its assessment, management concluded that, as of December 31, 2009, our internal control over financial reporting was effective based on those criteria.

Our internal control over financial reporting as of December 31, 2009 have been audited by PricewaterhouseCoopers LLP, an independent registered public accounting firm, as stated in their attestation report which appears on page F-2.

### **Changes in Internal Control over Financial Reporting**

There was no change in our internal control over financial reporting (as defined in Rules 13a-15(f) and 15d-15(f) under the Exchange Act) during our fourth fiscal quarter that has materially affected, or is reasonably likely to materially affect, our internal control over financial reporting.

### **ITEM 9B. OTHER INFORMATION**

None.

### PART III

#### ITEM 10. DIRECTORS, EXECUTIVE OFFICERS AND CORPORATE GOVERNANCE

##### Executive Officers

Our executive officers and their respective ages and positions as of March 16, 2010, as well as a brief description of the recent business experience of each, are set forth below:

<u>Name</u>	<u>Age</u>	<u>Position</u>
Michael T. Prior .....	45	President and Chief Executive Officer
Justin D. Benincasa .....	48	Chief Financial Officer and Treasurer
William F. Kreisher .....	47	Senior Vice President, Corporate Development
Douglas J. Minster.....	49	Vice President, General Counsel and Secretary
John P. Audet .....	52	Vice President, Financial Analysis and Planning
Andrew S. Fienberg.....	42	Chief Accounting Officer

**Michael T. Prior** is our President and Chief Executive Officer and a member of the Board of Directors. Mr. Prior joined us in 2003 as our Chief Financial Officer and Treasurer and was appointed President and Chief Executive Officer in December 2005. Before joining us, Mr. Prior was a partner with Q Advisors LLC, a Denver-based investment banking and financial advisory firm focused on the telecommunications sector. From 1999 to 2002, he headed corporate development for LighTrade, Inc., a telecommunications infrastructure provider. From 1998 to 1999, Mr. Prior was a member of ComSpace Development LLC, a seed investment concern in the communications industry and an early investor in LighTrade. From 1992 to 1998, Mr. Prior was a corporate lawyer with Cleary Gottlieb Steen & Hamilton in London and New York and Perkins Coie LLP in Seattle. Mr. Prior received a B.A. degree from Vassar College and a J.D. degree *summa cum laude* from Brooklyn Law School. He is the son of Cornelius B. Prior, Jr., Chairman of our Board. In 2008, Mr. Prior was named Entrepreneur of the Year for the New England Region by Ernst & Young.

**Justin D. Benincasa** is our Chief Financial Officer and Treasurer. Prior to joining us in May 2006, Mr. Benincasa was a Principal at Windover Development, LLC since 2004. From 1998 to 2004, he was Executive Vice President of Finance and Administration at American Tower Corporation, a leading wireless and broadcast communications infrastructure company, where he managed finance and accounting, treasury, IT, tax, lease administration and property management. Prior to that, he was Vice President and Corporate Controller at American Radio Systems Corporation and held accounting and finance positions at American Cablesystems Corporation. Mr. Benincasa holds an M.B.A. degree from Bentley College and a B.A. degree from the University of Massachusetts.

**William F. Kreisher** joined the company in 2007 as Senior Vice President, Corporate Development. Prior to joining ATN, Mr. Kreisher was Vice President—Corporate Development at Cingular Wireless (now AT&T Mobility) since 2004. He was part of the corporate development team at Cingular since its formation and spent five years at Bell South before that as a Director of Finance, the acting Chief Financial Officer at its broadband and video division, and as a senior manager in its mergers and acquisitions group. Mr. Kreisher is a twenty-year veteran of the telecommunications industry, having also worked with MCI Telecommunications and Equant. Mr. Kreisher holds a Masters in Business Administration from Fordham University and a Bachelor of Arts degree from the Catholic University of America.

**Douglas J. Minster** joined us in 2003 as our Vice President, General Counsel and Secretary. From November 1999 to February 2002, Mr. Minster served as Vice President, External Affairs, at LighTrade, Inc. From 1997 to 1998, he headed corporate development at IP Radio, Inc., a wireless broadband service. From 1990 to 1992, he served as a senior legal advisor at Time Warner Telecommunications. In addition, Mr. Minster co-founded Digital Satellite Broadcasting Corp., a satellite radio company, helping to develop the regulatory foundation for the satellite radio service. Mr. Minster began his career as an attorney at the FCC, later joining the former Chairman of the FCC at Patrick Communications as an advisor on domestic and international regulatory and legal issues. He received a B.S. degree from Ithaca College and a J.D. degree from The Catholic University of America, Columbus School of Law.

**John P. Audet** joined the Company in 2006 as Vice President—Financial Analysis and Planning, after serving as a consultant and advisor to the Company for three years. Prior to his relationship with ATN, he held executive finance positions with a number of start-up telecommunications companies. Mr. Audet was also a Senior Consultant with BIA Financial Network, Inc, a financial and appraisal consultancy to the media and telecommunications industry where he participated in formal appraisals of businesses and assets worth in excess of over \$2 billion. Early in his career, Mr. Audet was a principal in a specialized engineering consultancy that designed and built over two dozen of the first cellular radio

systems in the United States. He is a *summa cum laude* graduate of the University of Maryland, University College with a B.S. in Finance & Technology & Management.

**Andrew S. Fienberg** joined us in May 2005 as our Chief Accounting Officer. From 2003 to 2005, Mr. Fienberg served as a Divisional Controller for Pegasus Satellite Television, Inc., a re-seller of DirecTV services throughout the rural United States. From August 1999 to December 2003, Mr. Fienberg was the Corporate Controller at iBasis, Inc., a publicly-traded international VoIP telecommunications service provider. Prior to iBasis, Mr. Fienberg was with Iron Mountain Incorporated, a data storage provider, which he joined in May 1997. Before that, he served as an auditor at BDO Seidman, LLP in Boston beginning in September 1989. Mr. Fienberg received a B.S. degree in Accountancy from Bentley College and is a Certified Public Accountant.

Additional information required by this Item regarding our directors and executive officers will be set forth in our Definitive Proxy Statement for the Annual Meeting of Stockholders to be held on June 16, 2010 (or 2010 Proxy Statement) under “Election of Directors” and “Section 16(a) Beneficial Ownership Reporting Compliance” and is incorporated herein by reference. Required information regarding our audit committee financial experts and identification of the audit committee of our Board of Directors will be set forth in our 2010 Proxy Statement under “Corporate Governance” and is incorporated herein by reference.

Information regarding our Code of Ethics applicable to our principal executive officer, our principal financial officer, our controller and other senior financial officers appears in Item 1 of this Report under the caption “Business—Available Information.”

#### **ITEM 11. EXECUTIVE COMPENSATION**

Information required by this Item regarding executive compensation will be set forth in our 2010 Proxy Statement under “Executive Officer and Director Compensation” and is incorporated herein by reference.

#### **ITEM 12. SECURITY OWNERSHIP OF CERTAIN BENEFICIAL OWNERS AND MANAGEMENT AND RELATED STOCKHOLDER MATTERS**

Information required by this Item regarding security ownership of certain beneficial owners, directors and executive officers will be set forth in our 2010 Proxy Statement under “Security Ownership of Certain Beneficial Owners and Management” and is incorporated herein by reference.

Information required by this Item regarding our equity compensation plans will be set forth in our 2010 Proxy Statement under “Executive Officer Compensation—Securities Authorized for Issuance Under Equity Compensation Plans” and is incorporated herein by reference.

#### **ITEM 13. CERTAIN RELATIONSHIPS AND RELATED TRANSACTIONS, AND DIRECTOR INDEPENDENCE**

Information required by this Item regarding certain relationships and related transactions will be set forth in our 2010 Proxy Statement under “Related Person Transactions” and is incorporated herein by reference.

#### **ITEM 14. PRINCIPAL ACCOUNTING FEES AND SERVICES**

Information required by this Item regarding auditor fees and services will be set forth in our 2010 Proxy Statement under “Independent Registered Public Accounting Firm” and is incorporated herein by reference.

### **PART IV**

#### **ITEM 15. EXHIBITS, FINANCIAL STATEMENT SCHEDULES**

(a) The following documents are filed as part of this Report:

(1) *Financial Statements*. See Index to Consolidated Financial Statements, which appears on page F-1 hereof. The financial statements listed in the accompanying Index to Consolidated Financial Statements are filed herewith in response to this Item.

(2) *Schedule II*. Valuation and Qualifying Accounts.

(3) *Exhibits*. See Index to Exhibits. The exhibits listed in the Index to Exhibits immediately preceding the exhibits are filed herewith in response to this Item.

## SIGNATURES

Pursuant to the requirements of Section 13 or 15(d) of the Securities and Exchange Act of 1934, the Registrant has duly caused this report to be signed on its behalf by the undersigned, thereunto duly authorized, in Salem, Massachusetts on the 16th day of March, 2010.

ATLANTIC TELE-NETWORK, INC.  
By: /s/ MICHAEL T. PRIOR

Michael T. Prior  
*President and Chief Executive Officer*

Pursuant to the requirements of the Securities Exchange Act of 1934 this report has been signed below by the following persons on behalf of the registrant and in the capacities indicated on the 16th day of March, 2010.

<b>Signature</b>	<b>Title</b>
/s/ MICHAEL T. PRIOR  Michael T. Prior	President, Chief Executive Officer and Director (Principal Executive Officer)
/s/ JUSTIN D. BENINCASA  Justin D. Benincasa	Chief Financial Officer and Treasurer (Principal Financial and Accounting Officer)
/s/ CORNELIUS B. PRIOR, JR.  Cornelius B. Prior, Jr.	Chairman of the Board
/s/ MARTIN L. BUDD  Martin L. Budd	Director
/s/ THOMAS V. CUNNINGHAM  Thomas V. Cunningham	Director
/s/ CHARLES J. ROESSLEIN  Charles J. Roesslein	Director
/s/ BRIAN A. SCHUCHMAN  Brian A. Schuchman	Director
/s/ HENRY U. WHEATLEY  Henry U. Wheatley	Director

**ATLANTIC TELE-NETWORK, INC. AND SUBSIDIARIES**  
**CONSOLIDATED FINANCIAL STATEMENTS AND FINANCIAL STATEMENT SCHEDULE**  
**December 31, 2007, 2008 and 2009**

**INDEX**

	<u>Page</u>
REPORT OF INDEPENDENT REGISTERED PUBLIC ACCOUNTING FIRM .....	F-2
FINANCIAL STATEMENTS	
Consolidated Balance Sheets—December 31, 2008 and 2009 .....	F-4
Consolidated Income Statements for the Years Ended December 31, 2007, 2008 and 2009 .....	F-5
Consolidated Statements of Stockholders' Equity for the Years Ended December 31, 2007, 2008 and 2009 .....	F-6
Consolidated Statements of Cash Flows for the Years Ended December 31, 2007, 2008 and 2009.....	F-7
NOTES TO CONSOLIDATED FINANCIAL STATEMENTS .....	F-8
FINANCIAL STATEMENT SCHEDULE	
Schedule II—Valuation and Qualifying Accounts for the Years Ended December 31, 2007, 2008 and 2009 .....	F-49

## Report of Independent Registered Public Accounting Firm

To the Board of Directors and Shareholders of  
Atlantic Tele-Network, Inc.:

In our opinion, the consolidated financial statements listed in the index appearing under Item 15(a)(1) present fairly, in all material respects, the financial position of Atlantic Tele-Network, Inc. and its subsidiaries at December 31, 2009 and 2008, and the results of their operations and their cash flows for each of the three years in the period ended December 31, 2009 in conformity with accounting principles generally accepted in the United States of America. In addition, in our opinion, the financial statement schedule listed in the index appearing under Item 15(a)(2) presents fairly, in all material respects, the information set forth therein when read in conjunction with the related consolidated financial statements. Also in our opinion, the Company maintained, in all material respects, effective internal control over financial reporting as of December 31, 2009, based on criteria established in *Internal Control—Integrated Framework* issued by the Committee of Sponsoring Organizations of the Treadway Commission (COSO). The Company's management is responsible for these financial statements, for maintaining effective internal control over financial reporting and for its assessment of the effectiveness of internal control over financial reporting, included in Management's Annual Report on Internal Control over Financial Reporting appearing under Item 9A. Our responsibility is to express opinions on these financial statements and on the Company's internal control over financial reporting based on our integrated audits. We conducted our audits in accordance with the standards of the Public Company Accounting Oversight Board (United States). Those standards require that we plan and perform the audits to obtain reasonable assurance about whether the financial statements are free of material misstatement and whether effective internal control over financial reporting was maintained in all material respects. Our audits of the financial statements included examining, on a test basis, evidence supporting the amounts and disclosures in the financial statements, assessing the accounting principles used and significant estimates made by management, and evaluating the overall financial statement presentation. Our audit of internal control over financial reporting included obtaining an understanding of internal control over financial reporting, assessing the risk that a material weakness exists, and testing and evaluating the design and operating effectiveness of internal control based on the assessed risk. Our audits also included performing such other procedures as we considered necessary in the circumstances. We believe that our audits provide a reasonable basis for our opinions.

As discussed in Note 1 to the consolidated financial statements, in 2009 the Company changed the manner in which it accounts for non-controlling interests and, as discussed in Note 2, the manner in which it accounts for business combinations.

A company's internal control over financial reporting is a process designed to provide reasonable assurance regarding the reliability of financial reporting and the preparation of financial statements for external purposes in accordance with generally accepted accounting principles. A company's internal control over financial reporting includes those policies and procedures that (i) pertain to the maintenance of records that, in reasonable detail, accurately and fairly reflect the transactions and dispositions of the assets of the company; (ii) provide reasonable assurance that transactions are recorded as necessary to permit preparation of financial statements in accordance with generally accepted accounting principles, and that receipts and expenditures of the company are being made only in accordance with authorizations of management and directors of the company; and (iii) provide reasonable assurance regarding prevention or timely detection of unauthorized acquisition, use, or disposition of the company's assets that could have a material effect on the financial statements.

Because of its inherent limitations, internal control over financial reporting may not prevent or detect misstatements. Also, projections of any evaluation of effectiveness to future periods are subject to the risk that controls may become inadequate because of changes in conditions, or that the degree of compliance with the policies or procedures may deteriorate.

/s/ PricewaterhouseCoopers LLP  
Boston, Massachusetts  
March 16, 2010



**ATLANTIC TELE-NETWORK, INC. AND SUBSIDIARIES**

**CONSOLIDATED BALANCE SHEETS**

**December 31, 2008 and 2009**

**(In Thousands, Except Share Data)**

	<b>December 31,</b>	
	<b>2008</b>	<b>2009</b>
<b>ASSETS</b>		
Current Assets:		
Cash and cash equivalents.....	\$79,665	\$90,247
Restricted cash .....	—	5,248
Short-term investments .....	2,956	—
Accounts receivable, net of allowances of \$2.5 million and \$4.2 million, respectively.....	26,779	26,831
Materials and supplies.....	5,669	5,917
Prepaid income taxes.....	10,708	—
Deferred income taxes.....	1,443	3,046
Prepayments and other current assets.....	4,101	5,226
Total current assets.....	<u>131,321</u>	<u>136,515</u>
Fixed Assets:		
Property, plant and equipment.....	342,059	390,423
Less accumulated depreciation.....	(143,829)	(173,408)
Net fixed assets .....	<u>198,230</u>	<u>217,015</u>
Licenses .....	33,658	34,830
Goodwill .....	40,237	40,361
Other intangibles, net .....	2,456	1,848
Deferred income taxes.....	8,570	9,085
Other assets.....	5,349	6,900
Total assets.....	<u>\$419,821</u>	<u>\$446,554</u>
<b>LIABILITIES AND STOCKHOLDERS' EQUITY</b>		
Current Liabilities:		
Current portion of long-term debt .....	\$750	\$3,694
Accounts payable and accrued liabilities.....	28,707	29,717
Dividends payable.....	2,777	3,055
Accrued taxes.....	8,631	9,900
Advance payments and deposits.....	3,652	3,756
Other current liabilities.....	3,395	6,765
Total current liabilities .....	<u>47,912</u>	<u>56,887</u>
Deferred income taxes.....	28,736	32,171
Other liabilities.....	8,202	5,512
Long-term debt, excluding current portion.....	73,311	69,551
Total liabilities .....	<u>158,161</u>	<u>164,121</u>
Commitments and contingencies (Note 13)		
Atlantic Tele-Network, Inc.'s Stockholders' Equity:		
Preferred stock, \$0.01 par value per share; 10,000,000 shares authorized, none issued and outstanding.....	—	—
Common stock, \$0.01 par value per share; 50,000,000 shares authorized; 15,725,057 and 15,732,382 shares issued, respectively, and 15,228,610 and 15,233,745 shares outstanding, respectively.....	157	158
Treasury stock, at cost; 496,447 and 498,637 shares, respectively .....	(4,560)	(4,687)
Additional paid-in capital.....	107,312	108,720
Retained earnings .....	132,866	156,827
Accumulated other comprehensive loss .....	(6,902)	(5,272)
Total Atlantic Tele-Network, Inc.'s stockholders' equity.....	<u>228,873</u>	<u>255,746</u>
Non-controlling interests.....	32,787	26,687
Total stockholders' equity.....	<u>261,660</u>	<u>282,433</u>
Total liabilities and stockholders' equity.....	<u>\$419,821</u>	<u>\$446,554</u>

The accompanying notes are an integral part of these consolidated financial statements.

**ATLANTIC TELE-NETWORK, INC. AND SUBSIDIARIES**

**CONSOLIDATED INCOME STATEMENTS**

**For the Years Ended December 31, 2007, 2008 and 2009**

**(In Thousands, Except Per Share Data)**

	December 31,		
	2007	2008	2009
<b>REVENUE:</b>			
Wireless .....	\$83,458	\$104,963	\$147,024
Local telephone and data .....	46,598	50,670	55,297
International long distance .....	52,635	47,820	38,181
Other .....	4,050	3,888	1,201
Total revenue.....	<u>186,741</u>	<u>207,341</u>	<u>241,703</u>
<b>OPERATING EXPENSES (excluding depreciation and amortization unless otherwise indicated):</b>			
Termination and access fees.....	29,379	34,978	43,412
Internet and programming .....	3,379	3,387	1,864
Engineering and operations .....	23,037	24,930	28,107
Sales and marketing .....	15,526	13,227	16,148
General and administrative.....	23,136	28,701	36,429
Acquisition-related charges .....	—	1,071	7,163
Depreciation and amortization .....	26,686	31,525	38,889
Impairment of long-lived assets .....	4,400	—	—
Gain on disposition of long-lived assets .....	(5,961)	—	—
Total operating expenses.....	<u>119,582</u>	<u>137,819</u>	<u>172,012</u>
Income from operations.....	<u>67,159</u>	<u>69,522</u>	<u>69,691</u>
<b>OTHER INCOME (EXPENSE):</b>			
Interest expense.....	(2,282)	(3,144)	(3,706)
Interest income.....	2,454	1,770	1,153
Other income, net.....	2,239	439	605
Other income (expense), net.....	<u>2,411</u>	<u>(935)</u>	<u>(1,948)</u>
<b>INCOME BEFORE INCOME TAXES</b> .....	<u>69,570</u>	<u>68,587</u>	<u>67,743</u>
Income taxes .....	28,929	29,551	31,160
<b>INCOME BEFORE EQUITY IN EARNINGS OF UNCONSOLIDATED AFFILIATE</b> .....	<u>40,641</u>	<u>39,036</u>	<u>36,583</u>
Equity in earnings of unconsolidated affiliate, net of tax.....	2,281	735	—
<b>NET INCOME</b> .....	<u>42,922</u>	<u>39,771</u>	<u>36,583</u>
Net income attributable to non-controlling interests, net of tax of \$3.7 million, \$3.1 million and \$2.8 million, respectively .....	(4,982)	(4,973)	(1,044)
<b>NET INCOME ATTRIBUTABLE TO ATLANTIC TELE-NETWORK, INC. STOCKHOLDERS</b> .....	<u>\$37,940</u>	<u>\$34,798</u>	<u>\$35,539</u>
<b>NET INCOME PER WEIGHTED AVERAGE SHARE ATTRIBUTABLE TO ATLANTIC TELE-NETWORK, INC. STOCKHOLDERS:</b>			
Basic .....	<u>\$2.49</u>	<u>\$2.29</u>	<u>\$2.33</u>
Diluted .....	<u>\$2.48</u>	<u>\$2.28</u>	<u>\$2.32</u>
<b>WEIGHTED AVERAGE COMMON SHARES OUTSTANDING:</b>			
Basic .....	<u>15,210</u>	<u>15,215</u>	<u>15,234</u>
Diluted .....	<u>15,304</u>	<u>15,271</u>	<u>15,337</u>
<b>DIVIDENDS PER SHARE APPLICABLE TO COMMON STOCK</b> .....	<u>\$0.60</u>	<u>\$0.68</u>	<u>\$0.76</u>

The accompanying notes are an integral part of these consolidated financial statements.

**ATLANTIC TELE-NETWORK, INC. AND SUBSIDIARIES**

**CONSOLIDATED STATEMENTS OF STOCKHOLDERS' EQUITY**

**For the Years Ended December 31, 2007, 2008, and 2009**

**(In Thousands, Except Share Data)**

	<b>Common Stock</b>	<b>Treasury Stock, at cost</b>	<b>Additional Paid In Capital</b>	<b>Retained Earnings</b>	<b>Accumulated Other Comprehensive Income/(Loss)</b>	<b>Total ATNI Stockholders' Equity</b>
Balance, December 31, 2006.....	\$157	\$(3,557)	\$104,356	\$79,599	\$(1,785)	\$178,770
Reissuance of 21,000 shares of common stock from treasury for acquisition of remaining 5% interest in Commnet....	—	156	473	—	—	629
Award of 2,000 shares of common stock under Directors' Remuneration Plan ...	—	—	94	—	—	94
Reissuance of 14,756 shares of common stock from treasury under Directors' Remuneration Plan .....	—	108	(108)	—	—	—
Issuance of 12,500 shares of common stock upon exercise of stock options ...	—	—	209	—	—	209
Issuance of 10,000 shares of common stock under 2005 Restricted Stock Plan .....	—	—	—	—	—	—
Repurchase of 3,333 vested shares of common stock issued under 2005 Restricted Stock Plan .....	—	(110)	110	—	—	—
Stock-based compensation .....	—	—	904	—	—	904
Dividends on common stock .....	—	—	—	(9,125)	—	(9,125)
<i>Comprehensive income</i>						
Net income .....	—	—	—	37,940	—	37,940
Other comprehensive income, net of tax of \$398 .....	—	—	—	—	(450)	(450)
Total comprehensive income.....	—	—	—	—	—	37,490
Balance, December 31, 2007.....	157	(3,403)	106,038	108,414	(2,235)	208,971
Reissuance of 876 shares of common stock from treasury under Directors' Remuneration Plan .....	—	7	(7)	—	—	—
Issuance of 18,125 shares of common stock upon exercise of stock options ...	—	—	304	—	—	304
Issuance of 31,414 shares of common stock under 2008 Equity Incentive Plan .....	—	—	—	—	—	—
Purchase of 42,351 shares of common stock.....	—	(1,164)	—	—	—	(1,164)
Stock-based compensation .....	—	—	977	—	—	977
Dividends on common stock .....	—	—	—	(10,346)	—	(10,346)
<i>Comprehensive income</i>						
Net income .....	—	—	—	34,798	—	34,798
Other comprehensive income, net of tax of \$3,105 .....	—	—	—	—	(4,667)	(4,667)
Total comprehensive income.....	—	—	—	—	—	30,131
Balance, December 31, 2008.....	157	(4,560)	107,312	132,866	(6,902)	228,873
Reissuance of 791 shares of common stock from treasury under Directors' Remuneration Plan .....	—	7	(7)	—	—	—
Issuance of 4,375 shares of common stock upon exercise of stock options ...	1	—	73	—	—	74
Issuance of 2,950 shares of common stock under 2008 Equity Incentive Plan .....	—	—	—	—	—	—
Purchase of 2,981 shares of common stock.....	—	(134)	—	—	—	(134)
Acquisition of additional interests in majority owned subsidiary .....	—	—	(22)	—	—	(22)
Stock-based compensation .....	—	—	1,364	—	—	1,364
Dividends on common stock .....	—	—	—	(11,578)	—	(11,578)
<i>Comprehensive income</i>						
Net income .....	—	—	—	35,539	—	35,539

Other comprehensive income, net of tax of \$1,058 .....	—	—	—	—	1,630	<u>1,630</u>
Total comprehensive income.....						<u>37,169</u>
Balance, December 31, 2009.....	<u>\$158</u>	<u>\$(4,687)</u>	<u>\$108,720</u>	<u>\$156,827</u>	<u>\$(5,272)</u>	<u>\$255,746</u>

The accompanying notes are an integral part of these consolidated financial statements.

**ATLANTIC TELE-NETWORK, INC. AND SUBSIDIARIES**

**CONSOLIDATED STATEMENTS OF CASH FLOWS**

**For the Years Ended December 31, 2007, 2008 and 2009**

**(In Thousands)**

	<b>December 31,</b>		
	<b>2007</b>	<b>2008</b>	<b>2009</b>
Cash flows from operating activities:			
Net income .....	\$42,922	\$39,771	\$36,583
Adjustments to reconcile net income to net cash flows provided by operating activities:			
Depreciation and amortization .....	26,686	31,525	38,889
Provision for doubtful accounts.....	1,196	2,021	1,402
Amortization of debt discount and debt issuance costs.....	—	227	503
Impairment of long-lived assets .....	4,400	—	—
Gain on disposition of long-lived assets .....	(5,961)	—	—
Dividends received from unconsolidated affiliates.....	1,935	1,106	—
Stock-based compensation .....	1,013	977	1,364
Deferred income taxes.....	584	8,414	1,620
Equity in earnings of unconsolidated affiliates.....	(2,281)	(735)	—
Changes in operating assets and liabilities, excluding the effects of acquisitions:			
Accounts receivable, net.....	(8,018)	1,112	(1,454)
Materials and supplies, prepayments, and other current assets .....	1,106	2,826	(791)
Prepaid income taxes.....	—	(10,708)	10,708
Accounts payable and accrued liabilities .....	3,383	(3,782)	5,606
Accrued taxes.....	3,125	(2,164)	(92)
Other .....	(950)	(2,308)	(1,712)
Net cash provided by operating activities.....	<u>69,140</u>	<u>68,282</u>	<u>92,626</u>
Cash flows from investing activities:			
Capital expenditures.....	(48,894)	(47,353)	(59,719)
Acquisitions of businesses, net of cash acquired of \$0, \$5,736 and \$0.....	(6,715)	(23,423)	(24)
Acquisitions of assets .....	(50)	(6,092)	(25)
Decrease/(increase) in restricted cash.....	(4,831)	4,831	(5,248)
Net proceeds from sale of assets.....	18,430	—	—
Sale/(purchase) of short term investments.....	(5,280)	2,324	2,956
Net cash used in investing activities.....	<u>(47,340)</u>	<u>(69,713)</u>	<u>(62,060)</u>
Cash flows from financing activities:			
Dividends paid on common stock .....	(8,839)	(10,029)	(11,301)
Distribution to minority stockholders.....	(2,430)	(2,775)	(8,098)
Payment of debt issuance costs .....	—	(982)	(150)
Proceeds from stock option exercises.....	209	304	74
Repayment of long-term debt.....	—	(50,375)	(750)
Purchase of common stock.....	(110)	(1,164)	(134)
Investments made by minority shareholders in consolidated affiliates .....	—	582	375
Borrowings of long-term debt, net of discounts .....	—	74,362	—
Net cash provided by (used in) financing activities.....	<u>(11,170)</u>	<u>9,923</u>	<u>(19,984)</u>
Net change in cash and cash equivalents.....	10,630	8,492	10,582
Cash and cash equivalents, beginning of year .....	60,543	71,173	79,665
Cash and cash equivalents, end of year .....	<u>\$71,173</u>	<u>\$79,665</u>	<u>\$90,247</u>
Supplemental cash flow information:			
Interest paid.....	<u>\$2,282</u>	<u>\$3,181</u>	<u>\$3,814</u>
Taxes paid.....	<u>\$25,769</u>	<u>\$34,277</u>	<u>\$27,026</u>

The accompanying notes are an integral part of these consolidated financial statements.

## ATLANTIC TELE-NETWORK, INC. AND SUBSIDIARIES

### NOTES TO CONSOLIDATED FINANCIAL STATEMENTS

#### 1. ORGANIZATION AND BUSINESS OPERATIONS

Atlantic Tele-Network, Inc. (“ATN” or “Company”) provides wireless and wireline telecommunication services in North America and the Caribbean through the following operating subsidiaries:

- Commnet Wireless, LLC (“Commnet”), an owner and operator of wholesale wireless networks in rural areas of the United States. Commnet provides wireless voice and data communications roaming services principally to national, regional and local wireless carriers. Commnet generated approximately 31%, 34% and 43% of the Company’s consolidated revenues for 2007, 2008 and 2009, respectively. ATN acquired a 95% equity interest in Commnet in 2005 and acquired the remaining 5% equity interest in January 2007.
- Guyana Telephone & Telegraph Company, Ltd. (“GT&T”), the national and international telephone company in the Republic of Guyana and the largest wireless service provider in that country. The Company has owned 80% of the stock of GT&T since January 1991. GT&T generated approximately 57%, 47% and 38% of the Company’s consolidated revenues for 2007, 2008 and 2009, respectively.
- Bermuda Digital Communications, Ltd. (“BDC”), a leading wireless voice and data communications service provider in Bermuda, doing business under the name “Cellular One”. The Company acquired an equity interest in, and signed a management contract with, BDC in 1998. On May 15, 2008, BDC completed a share repurchase of its common stock. ATN did not tender any shares for repurchase, and, as a result of the transaction, increased its holdings from approximately 43% to approximately 58% of BDC’s outstanding common stock. Prior to this increase in holdings, the Company accounted for its investment in BDC under the equity method and earnings from BDC did not appear in its income from operations, but were instead reflected in equity in earnings of unconsolidated affiliates. Effective with the completion of that share repurchase, the Company began consolidating BDC’s balance sheet and results of operations. In September 2008, BDC began providing wireless services in Turks and Caicos through Islandcom Telecommunications, Ltd.
- Sovernet, Inc. (“Sovernet”), a facilities-based integrated voice, broadband data communications and dial-up service provider in New England and New York State. Sovernet’s retail telecommunications service is delivered to business and residential customers in Vermont and New Hampshire. Through an acquisition made in 2008, Sovernet also delivers wholesale transport services in New York State through its majority-owned subsidiary, ION. Sovernet currently holds 75% of the equity interest in ION.
- Choice Communications, LLC (“Choice”), a leading provider of fixed and portable wireless broadband data and dial-up internet services to retail and business customers in the U.S. Virgin Islands. Choice was acquired by ATN in 1999 and is a wholly owned subsidiary of the Company. Choice discontinued its wireless television service on May 31, 2009 to focus mainly on providing wireless broadband data services.

ATN provides management, technical, financial, regulatory, and marketing services to its subsidiaries and typically receives a management fee equal to approximately 3% to 6% of their respective revenues. Management fees from consolidated subsidiaries are eliminated in consolidation. ATN received management fees from unconsolidated affiliates in 2007 and 2008, which are included in “Other Income” in the accompanying income statements.

#### 2. SUMMARY OF SIGNIFICANT ACCOUNTING POLICIES

##### *Basis of Presentation*

The consolidated financial statements include the accounts of the Company, its majority-owned subsidiaries and certain entities, which are consolidated in accordance with the provisions of Financial Accounting Standards Board (“FASB”) authoritative guidance on the consolidation of variable interest entities since it is determined that the Company is the primary beneficiary of these entities. Revenue from these entities constitutes less than 1% of total Company revenue.

### ***Use of Estimates***

The preparation of financial statements in conformity with accounting principles generally accepted in the United States of America requires management to make estimates and assumptions that affect the reported amounts of assets and liabilities and disclosure of contingent assets and liabilities at the dates of the financial statements and the reported amounts of revenues and expenses during the reporting periods. The most significant estimates relate to allowance for doubtful accounts, useful lives of the Company's fixed and finite-lived intangible assets, allocation of purchase price to assets acquired and liabilities assumed in purchase business combinations, fair value of indefinite-lived intangible assets, goodwill and income taxes. Actual results could differ significantly from those estimates.

### ***Cash and Cash Equivalents***

The Company considers all investments with an original maturity of three months or less at date of purchase to be cash equivalents. The Company places its cash and temporary investments with banks and other institutions that it believes have a high credit quality. At December 31, 2009, the Company had deposits with banks in excess of FDIC insured limits and \$13.1 million of its cash is on deposit with non-insured institutions such as corporate money market issuers. Except for \$5.2 million of cash that is restricted for the purpose of acquiring certain equipment, the Company's cash and cash equivalents are not subject to any restrictions. As of December 31, 2008 and 2009, the Company held \$14.9 million and \$5.3 million of its cash in Guyana dollars. While there are risks associated with the conversion of Guyana dollars to U.S. dollars due to limited liquidity in the Guyana foreign currency markets, it has not prevented the Company from converting Guyana dollars into U.S. dollars within a given three month period or from converting at a price that reasonably approximates the reported exchange rate.

### ***Short-Term Investments***

The Company classifies short term investments as available-for-sale in accordance with the authoritative guidance for the accounting for certain investments in debt and equity securities. These securities are carried at fair market value, with unrealized gains and losses reported as a component of other comprehensive income (loss) in stockholders' equity. Gains or losses on securities sold are based on the specific identification method. Short term investments at December 31, 2008 consisted of certificates of deposit held in U.S. dollars by GT&T that had an original maturity date greater than three months. There were no gains or losses, realized or unrealized, with respect to short term investments in any year presented.

### ***Materials and Supplies***

Materials and supplies primarily include handsets, customer premise equipment, cables, and poles and are carried at weighted-average cost.

### ***Fixed Assets***

The Company's fixed assets are recorded at cost and depreciated using the straight-line method generally between 3 and 39 years. Repairs and replacements of minor items of property are charged to maintenance expense as incurred. The cost of fixed assets in service and under construction includes an allocation of indirect costs applicable to construction.

The fair value of a liability for an asset retirement obligation is recorded in the period in which it is incurred if a reasonable estimate of fair value can be made. In periods subsequent to initial measurement, period-to-period changes in the liability for an asset retirement obligation resulting from the passage of time and revisions to either the timing or the amount of the original estimate of undiscounted cash flows are recognized. The increase in the carrying value of the associated long-lived asset is depreciated over the corresponding estimated economic life. The consolidated balance sheets include accruals of \$1.1 million and \$1.6 million as of December 31, 2008 and 2009, respectively, for estimated costs associated with asset retirement obligations.

In accordance with the authoritative guidance for the accounting for the impairment or disposal of long-lived assets", the Company evaluates the carrying value of long-lived assets, including property and equipment, in relation to the operating performance and future undiscounted cash flows of the underlying business whenever events or changes in circumstances indicate that the carrying amount of an asset may not be recoverable. An impairment loss exists when estimated undiscounted cash flows attributable to an asset are less than its carrying amount. If an asset is deemed to be impaired, the amount of the impairment loss recognized represents the excess of the asset's carrying value as compared to its estimated fair value, based on management's assumptions and projections.

Management's estimate of the future cash flows attributable to its long-lived assets and the fair value of its businesses involve significant uncertainty. Those estimates are based on management's assumptions of future results, growth trends and industry conditions. If those estimates are not met, the Company could have additional impairment charges in the future, and the amounts may be material.

During 2007, the Company determined that certain assets of Choice Communications became impaired, and as such, recorded a \$4.4 million impairment charge in its 2007 income statement. See Note 10 for additional information on the impairment charge and the sale of such assets during 2009 to the Company's Chairman.

### ***Goodwill and Other Indefinite-Lived Intangible Assets***

As a result of acquisitions, the Company has identified intangible assets and generated significant goodwill. Intangible assets are valued based on estimates of future cash flows and amortized over their estimated useful life. Goodwill is subject to annual impairment testing as well as testing upon the occurrence of any event that indicates a potential impairment. Intangible assets and other long-lived assets are subject to an impairment test if there is an indicator of impairment. The carrying value and ultimate realization of these assets is dependent upon estimates of future earnings and benefits that the Company expects to generate from their use. If the Company's expectations of future results and cash flows are significantly diminished, intangible assets and goodwill may be impaired and the resulting charge to operations may be material. When the Company determines that the carrying value of intangibles or other long-lived assets may not be recoverable based upon the existence of one or more indicators of impairment, the Company uses the projected undiscounted cash flow method to determine whether an impairment exists, and then measure the impairment using discounted cash flows. To measure impairment for goodwill, the Company compares the fair value of its reporting units by measuring discounted cash flows to the book value of the reporting units. Goodwill would be impaired if the resulting implied fair value of goodwill was less than the recorded book value of the goodwill.

The estimation of useful lives and expected cash flows requires the Company to make significant judgments regarding future periods that are subject to some factors outside of its control. Changes in these estimates can result in significant revisions to the carrying value of these assets and may result in material charges to the results of operations.

The Company has elected to perform its annual goodwill impairment testing on December 31st of each fiscal year, or more often if events or circumstances indicate that there may be impairment. Reporting units are defined as operating segments. The Company allocates goodwill to reporting units at the time of acquisition and base that allocation on which reporting units will benefit from the acquired assets and liabilities. The estimated fair values of our reporting units were based on discounted cash flow models derived from internal earnings and external market forecasts. Assumptions in estimating future cash flows are subject to a high degree of judgment and complexity. The Company makes every effort to forecast these future cash flows as accurately as possible with the information available at the time the forecast is developed. Goodwill impairment is determined using a two-step process. The first step involves a comparison of the estimated fair value of a reporting unit to its carrying amount, including goodwill. In performing the first step, the Company determines the fair value of a reporting unit using a discounted cash flow ("DCF") analysis. Determining fair value requires the exercise of significant judgment, including judgments about appropriate discount rates, perpetual growth rates, and the amount and timing of expected future cash flows. Discount rates are based on a weighted average cost of capital ("WACC"), which represents the average rate a business must pay its providers of debt and equity. The WACC used to test goodwill is derived from a group of comparable companies. The cash flows employed in the DCF analysis are derived from internal earnings and forecasts and external market forecasts. If the estimated fair value of a reporting unit exceeds its carrying amount, goodwill of the reporting unit is not impaired and the second step of the impairment test is not necessary. If the carrying amount of a reporting unit exceeds its estimated fair value, then the second step of the goodwill impairment test must be performed. The second step of the goodwill impairment test compares the implied fair value of the reporting unit's goodwill with its carrying amount of goodwill to measure the amount of impairment loss, if any. The implied fair value of goodwill is determined in the same manner as the amount of goodwill recognized in a business combination, whereby the estimated fair value of the reporting unit is allocated to all of the assets and liabilities of that unit (including any unrecognized intangible assets) as if the reporting unit had been acquired in a business combination and the fair value of the reporting unit was the purchase price paid. If the carrying amount of the reporting unit's goodwill exceeds the implied fair value of that goodwill, an impairment loss is recognized in an amount equal to that excess.

The Company assesses the recoverability of telecommunications licenses using the market approach. Management believes that telecommunications licenses have an indefinite life based on historical ability to renew such licenses, that such renewals may be obtained indefinitely and at little cost, and that the related technology used is not expected to be replaced in the foreseeable future. If the value of these assets was impaired by some factor, such as an adverse change in the subsidiary's



operating market, the Company may be required to record an impairment charge. The impairment test consists of a comparison of the fair value of telecommunications licenses with their carrying amount on a license by license basis.

The Company performed impairment tests of its goodwill and licenses as of December 31, 2008 and 2009 noting no impairment as of those dates.

See Note 6 for additional information on transactions relating to goodwill and other intangible assets.

### ***Non-Controlling Interests***

The non-controlling interests in the accompanying consolidated balance sheets reflect the original investments by the minority stockholders in GT&T, Commnet's consolidated subsidiaries, BDC and its consolidated subsidiary and Sovernet and its consolidated subsidiary, along with their proportional share of the earnings or losses, net of any distributions.

Effective January 1, 2009, the Company adopted new authoritative guidance for non-controlling interests in our consolidated financial statements. The guidance requires that (a) the ownership interest in subsidiaries be clearly identified, labeled and presented in the consolidated statement of financial position within equity, but separate from the parent's equity, (b) the amount of consolidated net income attributable to the parent and to the non-controlling interests be clearly identified and presented on the face of the consolidated income statement, and (c) changes in a parent's ownership interest while the parent retains its controlling financial interest in its subsidiary be accounted for consistently within equity. A parent's ownership interest in a subsidiary changes if the parent purchases additional ownership interest in its subsidiary, the parent sells some of its ownership interest or the subsidiary issues additional ownership interests. Upon adoption of the guidance, previously reported financial statements were revised and we reclassified the previously reported non-controlling interests to a component of shareholders' equity. Previously reported minority interest was renamed net income attributable to the non-controlling interests.

### ***Comprehensive Income***

For the three years ending December 31, 2009, comprehensive income included net income for each year and the following other items (in thousands):

	<b>Projected Pension Benefit Obligation</b>	<b>Interest Rate Swap Agreement</b>	<b>Accumulated Other Comprehensive Loss</b>
Balance at December 31, 2006.....	\$(1,785)	\$—	\$(1,785)
Adjustment .....	(848)	—	(848)
Tax effect.....	398	—	398
Balance at December 31, 2007.....	(2,235)	—	(2,235)
Adjustment .....	248	(8,020)	(7,772)
Tax effect.....	(103)	3,208	3,105
Balance at December 31, 2008.....	(2,090)	(4,812)	(6,902)
Adjustment .....	(235)	2,923	2,688
Tax effect.....	111	(1,169)	(1,058)
Balance at December 31, 2009.....	<u>\$(2,214)</u>	<u>\$(3,058)</u>	<u>\$(5,272)</u>

### ***Revenue Recognition***

**Revenue Recognition.** In determining the appropriate amount of revenue to recognize for a particular transaction, we apply the criteria established by the authoritative guidance relating to revenue recognition and defer those items that do not meet the recognition criteria. As a result of the cutoff times of our billing cycles, we are often required to estimate the amount of revenues earned but not billed from the end of each billing cycle to the end of each reporting period. These estimates are based primarily on rate plans in effect and historical evidence with each customer or carrier. Adjustments affecting revenue can and occasionally do occur in periods subsequent to the period when the services were provided, billed and recorded as revenue, however historically these adjustments have not been material.

A small portion of our revenue is attributable to activation or reactivation fees, installation fees and equipment sales. We evaluate these transactions, and, where the amounts charged for such services or the equipment does not represent a

separate unit of accounting, these amounts are deferred and recognized ratably over the estimated customer relationship period.

We apply judgment when assessing the ultimate realization of receivables, including assessing the probability of collection and the current credit-worthiness of customers. We establish an allowance for doubtful accounts sufficient to cover probable and reasonably estimable losses. Our estimate of the allowance for doubtful accounts considers collection experience, aging of the accounts receivable, the credit quality of customers and, where necessary, other macro-economic factors.

***Income Taxes***

The Company’s provision for income taxes is comprised of a current and deferred portion. The current income tax provision is calculated as the estimated taxes payable or refundable on tax returns for the current year. The deferred income tax provision is calculated for the estimated future tax effects attributable to temporary differences and carryforwards using expected tax rates in effect in the years during which the differences are expected to reverse.

The Company does not provide for United States income taxes on earnings of foreign subsidiaries as such earnings are considered to be indefinitely reinvested.

The Company currently has significant deferred tax assets, resulting from tax credit carryforwards and deductible temporary differences. The Company provides a valuation allowance against a portion of its deferred tax assets. In assessing the realization of deferred tax assets, management weighs the positive and negative evidence to determine if it is more likely than not that some or all of the deferred tax assets will be realized. The ultimate realization of deferred tax assets is dependent upon the generation of future taxable income in the appropriate tax jurisdiction. A decrease in the Company’s valuation allowance could result in an immediate material income tax benefit, an increase in total assets and stockholder’s equity and could have a significant impact on earnings in future periods.

The Company’s estimate of the value of its tax reserves contains assumptions based on past experiences and judgments about the interpretation of statutes, rules and regulations by taxing jurisdictions. It is possible that the ultimate resolution of these matters may be greater or less than the amount that the Company estimated. If payment of these amounts proves to be unnecessary, the reversal of the liabilities would result in tax benefits being recognized in the period in which it is determined that the liabilities are no longer necessary. If the estimate of tax liabilities proves to be less than the ultimate assessment, a further charge to expense would result.

The Company evaluated its uncertain tax positions relating to its various tax matters and rulings in Guyana and has reserved the estimated settlement amounts of such matters. As noted in Note 13, due to various arrangements and relationships in place with the government of Guyana, there is no expectation that interest and penalties will be assessed upon reaching final settlement of the matters. There is no expected settlement date and upon settlement, which might not occur in the near future, the payment may vary significantly from the amounts currently recorded. The Company will continue to update amounts recorded as new developments arise.

***Credit Concentrations and Significant Customers***

The following table indicates the percentage of revenues generated from a single customer that exceeds 10% of the Company’s consolidated revenue in any of the past three years:

<u>Customer</u>	<u>2007</u>	<u>2008</u>	<u>2009</u>
AT&T .....	22%	17%	17%
T-Mobile.....	6%	9%	11%

No other customer accounted for more than 10% of consolidated revenue in any of the past three years.

The following table indicates the percentage of accounts receivable, net of allowances, from customers that exceeds 10% of the Company’s consolidated accounts receivable as of December 31, 2008 and 2009:

<u>Customer</u>	<u>2008</u>	<u>2009</u>
AT&T .....	19%	26%
T-Mobile.....	14%	17%

### Foreign Currency Gains and Losses

With regard to GT&T operations, for which the U.S. dollar is the functional currency, foreign currency transaction gains and losses are included in determining net income. At each balance sheet date, balances denominated in foreign currencies are adjusted to reflect the current exchange rate. For all three years presented, the value of the Guyana dollar remained constant at approximately G\$205 to one U.S. dollar and so no foreign currency gains or losses have been recorded.

### Fair Value of Financial Instruments

The Company's financial instruments at December 31, 2008 and 2009 included cash and cash equivalents, restricted cash, accounts receivable, accounts payable, debt and an interest rate swap agreement. The estimated fair values of all of the Company's financial instruments approximate their carrying values.

The FASB's authoritative guidance on fair value measurements provides a framework for measuring fair value and requires expanded disclosures regarding fair value measurements. Fair value is defined as the price that would be received for an asset or the exit price that would be paid to transfer a liability in the principal or most advantageous market in an orderly transaction between market participants on the measurement date. The guidance also establishes a fair value hierarchy that requires an entity to maximize the use of observable inputs, where available.

The following tables present information (in thousands) about our monetary assets and liabilities that are measured and recorded at fair value on a recurring basis as of December 31, 2008, and 2009 and indicates the fair value hierarchy of the valuation and recorded techniques we utilized to determine such fair value. In general, fair values determined by Level 1 inputs utilize quoted prices (unadjusted) in active markets for identical assets or liabilities. Fair values determined by Level 2 are determined by using observable inputs other than quoted prices in active markets for identical assets and liabilities. Fair values determined by Level 3 inputs are unobservable data points for the asset or liability, and includes situations where there is little, if any, market activity for the asset or liability. As of December 31, 2008 and 2009, the Company did not have any Level 3 assets or liabilities.

Description	December 31, 2008		Total
	Quoted Prices in Active Markets (Level 1)	Significant Other Observable Inputs (Level 2)	
Certificates of deposit.....	\$—	\$5,456	\$5,456
Money market funds.....	19,367	—	19,367
<b>Total assets measured at fair value.....</b>	<b>\$19,367</b>	<b>\$5,456</b>	<b>\$24,823</b>
Interest rate swap (Note 8) ....	\$—	\$8,020	\$8,020
<b>Total liabilities measured at fair value.....</b>	<b>\$—</b>	<b>\$8,020</b>	<b>\$8,020</b>

Description	December 31, 2009		Total
	Quoted Prices in Active Markets (Level 1)	Significant Other Observable Inputs (Level 2)	
Certificates of deposit.....	\$—	\$8,362	\$8,362
Money market funds.....	13,091	—	13,091
<b>Total assets measured at fair value.....</b>	<b>\$13,091</b>	<b>\$8,362</b>	<b>\$21,453</b>
Interest rate swap (Note 8) .....	\$—	\$5,096	\$5,096
<b>Total liabilities measured at fair value.....</b>	<b>\$—</b>	<b>\$5,096</b>	<b>\$5,096</b>

### Net Income Per Share

Basic net income per share is computed by dividing net income by the weighted-average number of common shares outstanding during the period and does not include any other potentially dilutive securities. Diluted net income per share gives effect to all potentially dilutive securities using the treasury stock method.

The reconciliation from basic to diluted weighted average common shares outstanding is as follows (in thousands):

	<b>For the Year Ending December 31,</b>		
	<b>2007</b>	<b>2008</b>	<b>2009</b>
Basic weighted average common shares outstanding .....	15,210	15,215	15,234
Stock options .....	94	56	103
Diluted weighted average common shares outstanding.....	<u>15,304</u>	<u>15,271</u>	<u>15,337</u>

## ATLANTIC TELE-NETWORK, INC. AND SUBSIDIARIES

### NOTES TO CONSOLIDATED FINANCIAL STATEMENTS

#### 2. SUMMARY OF SIGNIFICANT ACCOUNTING POLICIES

The following notes the number of potential common shares not included in the above calculation because the effects of such were anti-dilutive:

	For the Year Ending December 31,		
	2007	2008	2009
Stock options .....	50	246	75
Total .....	50	246	75

#### Stock-Based Compensation

The Company applies the fair value recognition provisions of the authoritative guidance for the accounting for stock based compensation and is expensing the fair value of grants of options to purchase common stock over their vesting period of four years. The Company issued 205,000 options in 2007; 76,500 options in 2008 and 34,500 options during 2009. Relating to grants of options, the Company recognized \$522,000, \$604,000 and \$842,000 of non-cash share based compensation expense during 2007, 2008 and 2009, respectively. See Note 9 for assumptions used to calculate the fair value of the options granted.

The Company has also issued 10,000 restricted shares of common stock in 2007; 31,414 restricted shares of common stock in 2008, and 2,950 restricted shares of common stock during 2009. These shares are being charged to income based upon their fair values over their vesting period of three or four years. Non-cash equity-based compensation expense, related to the vesting of shares issued, was \$364,000 in 2007 and \$373,000 and \$395,000 in 2008 and 2009, respectively.

#### Recent Accounting Pronouncements

##### Recently Adopted Standards

In June 2009, the FASB issued guidance which changed the referencing of financial standards and the Hierarchy of Generally Accepted Accounting Principles and is effective for interim or annual financial periods ending after September 15, 2009. The Company adopted the provisions of the new guidance in the third quarter of 2009 and updated its interim disclosures.

In April 2009, the FASB issued new authoritative guidance that requires the recognition of an other-than-temporary impairment when an entity has the intent to sell a debt security or when it is more likely than not that an entity will be required to sell the debt security before its anticipated recovery in value. Additionally, the new guidance changes the presentation and amount of other-than-temporary impairment losses recognized in the income statement for instances in which the Company does not intend to sell or it is more likely than not that the Company will not be required to sell a debt security prior to the anticipated recovery of its remaining cost basis. In addition to the changes in measurement and presentation, the new guidance expands the disclosures related to other-than-temporary impairments and require all such disclosures to be included in both interim and annual periods. The provisions of the new guidance were effective for the three month period ended June, 30, 2009. The adoption of the provisions of this guidance did not have a material impact on the Company's consolidated financial statements.

In April 2009, the FASB issued new authoritative guidance for determining when a transaction is not orderly and for estimating fair value in accordance with FASB standards when there has been a significant decrease in the volume and level of activity for an asset or liability. The guidance requires the disclosure of the inputs and valuation techniques used, as well as any changes in valuation techniques and inputs used during the period, to measure fair value in interim and annual periods. In addition, the new guidance requires that the presentation of the fair value hierarchy be presented by major security type in accordance with FASB guidance. The adoption of the provisions of this guidance did not have a material impact on the Company's consolidated financial statements.

In December 2007, the FASB issued new authoritative guidance that requires the Company to revise its application of the acquisition method for business combinations in a number of significant aspects such as requiring the Company to expense transaction costs and to recognize 100% of the acquiree's assets and liabilities rather than a proportional share for acquisitions of less than 100% of a business. In addition, the guidance eliminates the step acquisition model and provides that all business combinations, whether full, partial, or step acquisitions, results in all assets and liabilities of an acquired business being recorded at their fair values at the acquisition date. The Company adopted the provisions of this guidance on January 1, 2009. The impact of the provisions of this guidance on the Company's financial statements will be dependent upon the number of and magnitude of the acquisitions that are consummated. During the year ended December 31, 2009, the company expensed \$7.2 million of acquisition-related costs.

In April 2009, the FASB issued new authoritative guidance which amends the initial and subsequent measurement guidance and disclosure requirements for assets and liabilities arising from contingencies in a business combination. The provisions of this guidance are effective on a prospective basis for all business combinations for which the acquisition date is on or after January 1, 2009.

In January 2009, the FASB issued new authoritative guidance that requires disclosures about the fair value of financial instruments in interim financial statements as well as in annual financial statements. Additionally, this guidance requires those disclosures in all interim financial statements. The Company adopted the provisions of this guidance, as required, for the period ended June 30, 2009. The adoption of the provisions of this guidance did not have a material impact on the Company's consolidated financial statements.

### **Standards to be Adopted**

In December 2008, the FASB issued new authoritative guidance that provides additional guidance on an employer's disclosures about plan assets of a defined benefit pension or other postretirement plan. The adoption of the provisions of this guidance will increase the disclosures in the financial statements related to the assets of an employers' defined benefit pension plan. This guidance is effective in 2009. The Company does not anticipate that adoption of the provisions of this guidance will have a material impact on the consolidated financial statements.

In June 2009, the FASB issued new authoritative guidance that amends certain guidance for determining whether an entity is a variable interest entity (VIE). The guidance requires an enterprise to perform an analysis to determine whether the Company's variable interests give it a controlling financial interest in a VIE. A company would be required to assess whether it has an implicit financial responsibility to ensure that a VIE operates as designed when determining whether it has the power to direct the activities of the VIE that most significantly impact the entity's economic performance. In addition, this guidance amends earlier guidance requiring ongoing reassessments of whether an enterprise is the primary beneficiary of a VIE. The guidance is effective for the Company for fiscal year 2010. The Company does not anticipate that the adoption of the provisions of this guidance will have a material impact on the consolidated financial statements.

## **3. ACQUISITIONS**

### ***Pending Acquisition of Alltel Assets***

On June 9, 2009, the Company entered into a Purchase Agreement (the "Purchase Agreement") with Cellco Partnership d/b/a Verizon Wireless ("Verizon") to acquire wireless assets previously acquired by Verizon in its acquisition of Alltel Corporation in certain, primarily rural, markets in Georgia, North Carolina, South Carolina, Illinois, Ohio and Idaho. Pursuant to the terms of the Purchase Agreement, Verizon will cause certain licenses, network assets, tower and other leases, and other assets and certain related liabilities to be contributed to a newly formed, wholly-owned subsidiary limited liability company, whose membership interests will be acquired by the Company for a purchase price of approximately \$200 million (the "Alltel Acquisition"). Verizon is required to divest these assets under consent decrees it entered into with the U.S. Department of Justice related to its purchase of Alltel Corporation in January 2009.

The parties have agreed to a variety of customary covenants and agreements, including with respect to confidentiality, cooperation (including with respect to regulatory matters), the conduct of the business to be acquired in the ordinary course consistent with past practice and other restrictions on the operation of such business prior to the consummation of the Alltel Acquisition, public announcements and similar matters. Consummation of the Alltel Acquisition is subject to the satisfaction of certain conditions, including, among others, (i) the receipt of the United States Department of Justice's approval of the Alltel Acquisition, (ii) the receipt of all required consents of the Federal Communications Commission to the transfer, assignment or change in control of certain licenses pursuant to the Alltel Acquisition, (iii) the receipt of required consents from state public utility commissions, if any, and (iv) the absence of any injunction or final

judgment prohibiting the consummation of the Alltel Acquisition. Consummation of the Alltel Acquisition is not subject to any financing condition.

In conjunction with the Alltel Acquisition, the Company has amended and restated its existing credit facility. See Note 7 for further discussion.

The Company plans to use cash on hand and the a portion of the proceeds from the new credit facility discussed in Note 7 towards the acquisition purchase price, related acquisition expenses and working capital adjustments.

#### ***Bermuda Digital Communications, Ltd.***

On May 15, 2008, the Company's equity interest in BDC increased from 43% to 58% as a result of BDC's repurchase of \$17.0 million of shares from other shareholders. Prior to this increase in equity interest, the Company accounted for its investment in BDC under the equity method and earnings from BDC did not appear in its income from operations, but were instead reflected in equity in earnings of unconsolidated affiliates. The Company began consolidating BDC's balance sheet and results of operations from May 16, 2008, the date that we obtained control of BDC, and includes such results in the Company's Island Wireless segment as reported in Note 15.

The transaction was accounted for using the purchase method and the \$17.0 million of cash consideration was allocated to the Company's increased share of the assets acquired and liabilities assumed at their estimated fair values as of May 15, 2008. Included in the allocation of the purchase price was \$9.4 million of licenses, \$0.9 million attributable to BDC's relationships with its existing customers and trade name as of the date of acquisition and \$6.0 million allocable to other acquired assets and liabilities at fair value. The excess of the purchase price over the amounts allocated to assets acquired and liabilities assumed of \$0.6 million has been recorded as goodwill. The value of the goodwill from this acquisition can be attributed to a number of business factors including, but not limited to, the reputation of BDC as a retail provider of wireless services as well as a network operator, BDC's reputation for customer care, the skills and experience of its management and staff and the strategic position it holds in its marketplace. The customer relationships will be amortized, on an accelerated basis, over the expected period during which their economic benefits are to be realized, which is expected to be ten years. For tax purposes, the goodwill and amortization of the customer relationships will not be deductible.

On September 1, 2008, BDC completed its acquisition of 42% of the equity of Islandcom Telecommunications ("Islandcom"), a provider of wireless telecommunication services in Turks and Caicos. If current laws, which restrict foreign ownership of companies operating in Turks and Caicos, are changed, BDC will be able to increase its ownership in Islandcom from 42% to 77% through the exercise of a warrant received as a part of the acquisition. The value of the warrant was determined to be \$0.6 million based upon the estimated value of Islandcom's shares and the likelihood that the current laws are changed. The Company, through its majority representation on Islandcom's board of directors exercises control and as a result, the Company has consolidated the balance sheet and operating results of Islandcom since the date of acquisition.

The Islandcom transaction was accounted for using the purchase method and the \$5.5 million of consideration was allocated to the Company's share of the assets acquired and liabilities assumed at their estimated fair values as of the acquisitions date. The allocation of the purchase price, as determined by management, included \$6.4 million of telecommunications licenses.

Islandcom, which further expands the Company's wireless networks into under-served markets, is included in the Company's "Island Wireless" segment as reported in Note 15.

In accordance with current accounting standards, the goodwill and licenses will not be amortized and will be tested for impairment at least annually.

#### ***Sovernet's Acquisition of ION HoldCo, LLC***

In August 2008, Sovernet acquired 75% of the equity of ION HoldCo, LLC ("ION"), an upstate New York provider of high capacity communications network transport services. The acquisition of ION continues the Company's strategy of providing high quality network services to underserved rural markets. Beginning with the acquisition date of August 15, 2008, the Company began consolidating ION's balance sheet and the operating results of ION into its results of operations.

The transaction was accounted for using the purchase method and the \$5.9 million of cash consideration was allocated to the Company's share of the assets acquired and liabilities assumed at their estimated fair values as of the acquisition date. No goodwill or intangible assets were recorded in connection with this transaction.

In December 2009, ION was named to receive a \$39.7 million federal stimulus grant to fund its ION Upstate New York Rural Broadband Initiative, which involves building ten new segments of fiber-optic, middle-mile broadband infrastructure, serving more than 70 rural communities in upstate New York and parts of Pennsylvania and Vermont. The new project will be undertaken through a public-private partnership between ION and the Development Authority of the North Country ("DANC"), a New York State public benefit corporation that owns and operates 750 miles of fiber optic network and provides wholesale telecommunications transport services to voice, video, data and wireless service providers.

The \$39.7 million grant, awarded to ION by the National Telecommunications and Information Administration of the U.S. Department of Commerce ("NTIA"), under its Broadband Technology Opportunities Program, will be paid over the course of the project period as expenses are incurred, which is expected to be three years. An additional \$9.9 million will be invested in the project by ION and DANC.

The funding of the new project is not scheduled to occur until the second quarter of 2010. Accordingly, the Company did not recognize any of the granted funds during 2009. The results of ION are included in the Company's "Integrated Telephony-Domestic" segment as reported in Note 15.

The following table reflects unaudited pro forma results of operations of the Company for 2008 assuming that the acquisitions of BDC, Islandcom and ION had occurred at the beginning of each period presented (in thousands, except per share data):

	<u>Year Ended December 31, 2007</u>		<u>Year Ended December 31, 2008</u>	
	<u>As Reported</u>	<u>As Adjusted</u>	<u>As Reported</u>	<u>As Adjusted</u>
Revenue .....	\$186,741	\$212,975	\$207,341	\$217,433
Net income .....	\$37,940	\$33,013	\$34,798	\$32,320
Earnings per share:				
Basic .....	\$2.50	\$2.18	\$2.29	\$2.13
Diluted .....	\$2.48	\$2.16	\$2.28	\$2.12



**ATLANTIC TELE-NETWORK, INC. AND SUBSIDIARIES**

**NOTES TO CONSOLIDATED FINANCIAL STATEMENTS**

**4. ACCOUNTS RECEIVABLE**

As of December 31, 2008 and 2009, accounts receivable consist of the following (in thousands):

	<u>2008</u>	<u>2009</u>
Connecting carriers, net of allowance for doubtful accounts of \$1.2 million and \$1.5 million in 2008 and 2009, respectively.....	\$16,286	\$17,839
Subscribers, net of allowance for doubtful accounts of \$1.3 million and \$2.7 million in 2008 and 2009, respectively .....	10,221	8,780
Other.....	272	212
Total accounts receivable, net .....	<u>\$26,779</u>	<u>\$26,831</u>

**5. FIXED ASSETS**

As of December 31, 2008 and 2009, property, plant, and equipment consist of the following (in thousands):

	<u>Useful Life (in Years)</u>	<u>2008</u>	<u>2009</u>
Telecommunications equipment.....	5-15	\$288,430	\$315,594
Office and computer equipment .....	3-10	20,307	21,220
Buildings .....	15-39	13,492	13,734
Transportation vehicles .....	3-10	4,199	4,857
Leasehold improvements.....	Shorter of useful life or lease term	2,557	6,455
Land.....	—	1,104	1,124
Furniture and fixtures .....	5-10	1,254	2,742
Total plant in service .....		331,343	365,726
Construction in progress.....		10,716	24,697
Total property, plant, and equipment.....		<u>\$342,059</u>	<u>\$390,423</u>

Depreciation and amortization of fixed assets using the straight-line method over the assets' estimated useful life for the years ended December 31, 2007, 2008 and 2009 was \$25.5 million, \$30.9 million and \$38.5 million, respectively.

**6. INTANGIBLE ASSETS**

*Goodwill and Telecommunications Licenses*

The Company evaluated the carrying value of the goodwill and licenses as of December 31, 2008 and 2009 and determined that these assets were not impaired as of those dates.

The changes in the carrying amount of goodwill, by operating segment, for the three years ended December 31, 2009 were as follows (in thousands):

	<u>Rural Wireless</u>	<u>Integrated Telephony— Domestic</u>	<u>Island Wireless</u>	<u>Consolidated</u>
Balance at December 31, 2006 .....	\$29,175	\$6,408	—	\$35,583
Acquisition of 5% interest in Commnet.....	2,951	—	—	2,951
Pre-acquisition transactions .....	—	454	—	454
Adjustments .....	22	334	—	356
Balance at December 31, 2007 .....	32,148	7,196	—	39,344
Pre-acquisition transactions .....	—	110	—	110
Acquisition of 75% interest in ION .....	—	165	—	165
Acquisition of additional 15% interest in BDC .....	—	—	618	618

Balance at December 31, 2008 .....	32,148	7,471	618	40,237
Pre-acquisition transactions .....	—	20	104	124
Balance at December 31, 2009 .....	<u>\$32,148</u>	<u>\$7,491</u>	<u>\$722</u>	<u>\$40,361</u>

### ***Other Intangibles***

Included in the allocation of the assets acquired and liabilities assumed in the Sovernet and BDC acquisitions was \$5.0 million and \$0.5 million attributable to Sovernet's and BDC's relationships with its existing customers, respectively, as of the date of their acquisitions. The customer relationships are being amortized, on an accelerated basis, over the expected period during which their economic benefits are to be realized. The Company recorded \$1.2 million, \$0.8 million, and \$0.6 million of amortization during 2007, 2008, and 2009 respectively. The cost and accumulated amortization of customer relationships at December 31, 2008 was \$5.9 million and \$3.5 million, respectively, and for December 31, 2009, \$5.9 million and \$4.0 million respectively.

Future amortization of customer relationships, by operating segment, is as follows:

	<b>Integrated Telephony— Domestic</b>	<b>Island Wireless</b>	<b>Consolidated</b>
2010 .....	\$495	\$74	\$569
2011 .....	495	59	554
2012 .....	71	47	118
2013 .....	—	38	38
2014 .....	—	35	35
Thereafter .....	—	117	117
Total .....	<u>\$1,061</u>	<u>\$370</u>	<u>\$1,431</u>

Also included in the allocation of the assets acquired and liabilities assumed in the acquisition of BDC was \$0.4 million attributable to BDC's trade name, an indefinite-lived asset. The Company evaluated the carrying value of the BDC's trade name as of December 31, 2009 and determined that this asset was not impaired.

## **7. LONG-TERM DEBT**

Long-term debt comprises the following (in thousands):

	<b>December 31,</b>	
	<b>2008</b>	<b>2009</b>
Note payable—\$75 million term loan .....	\$74,625	\$73,875
Less: current portion .....	(750)	(3,694)
Total long term debt .....	73,875	70,181
Less: debt discount .....	(564)	(630)
Net carrying amount .....	<u>\$73,311</u>	<u>\$69,551</u>

### ***2005 Loan Facility***

On August 31, 2007, the Company, as borrower, amended and restated its credit agreement with CoBank, ACB and Banco Popular de Puerto Rico (the "2005 CoBank Credit Agreement"). The 2005 CoBank Credit Agreement provided a \$50 million term loan (the "2005 Term Loan") and a \$20 million revolving credit facility (the "2005 Revolver Facility", together with the 2005 Term Loan, the "2005 Credit Facility"). The 2005 Term Loan had principal repayments deferred until the maturity of the loan on October 31, 2010. Interest on the 2005 Term Loan was payable on a quarterly basis at a fixed annual interest rate of 5.85%, net of any patronage payments received by the Company from the bank. Amounts outstanding under the 2005 Revolver Facility accrued interest at a rate equal to (at the Company's option): (i) LIBOR plus a margin ranging from 1.25% to 1.50% or (ii) a variable rate of interest as defined within the 2005 Revolver Facility plus 1%.

### ***2008 Loan Facility***

On September 10, 2008, the Company, as borrower, entered into a credit agreement with CoBank, ACB and other lenders as referenced within the credit agreement (the "2008 CoBank Credit Agreement"). The 2008 CoBank Credit

Agreement replaced the 2005 CoBank Credit Agreement and provided a \$75 million term loan (the “2008 Term Loan”) as well as a \$75 million revolving credit facility (the “2008 Revolver Facility”, together with the 2008 Term Loan, the “2008 Credit Facility”).

The 2008 Term Loan required quarterly repayments of principal of \$0.2 million through June 30, 2013 and quarterly repayments of principal of \$1.4 million from September 30, 2013 to June 30, 2015. The remaining outstanding principal balance was to be repaid on September 10, 2015 when the 2008 Term Loan was to mature.

The 2008 Revolver Facility included a \$5 million letter of credit facility. At December 31, 2008, no amounts had been drawn under the 2008 Revolver Facility.

All borrowings under the 2008 Credit Facility were bearing interest at a rate, selected by the Company from one of the options as defined within the agreement, plus a margin. Such interest rate options included i) a base rate, defined as the greater of the prime rate or the federal funds rate plus 0.5%, or ii) a LIBOR rate. Margins for base rate borrowings ranged from 0% to 0.5%, depending upon the Company’s leverage ratio while margins for LIBOR borrowings ranged from 1.25% to 2% also depending upon the Company’s leverage ratio. Borrowings as of December 31, 2009, including the interest rate swap agreement as described in Note 8, were bearing a weighted average interest rate of 5.36%.

The 2008 Credit Agreement contained certain affirmative and negative covenants of the Company and its subsidiaries. Among other things, these covenants restricted the Company’s ability to incur additional debt or to incur liens on its property. The 2008 Credit Agreement also required the Company to maintain certain financial ratios including a net leverage ratio of less than or equal to 3.0 to 1, an interest coverage ratio of greater than or equal to 3.5 to 1 and an equity to assets ratio of greater than or equal to 0.4 to 1. As of December 31, 2009, the Company was in compliance with all of the financial covenants of the 2008 CoBank Credit Agreement.

### ***2010 Loan Facility***

On January 20, 2010, the Company amended and restated its 2008 Credit Facility with CoBank as Administrative Agent. (the “2010 CoBank Credit Agreement”). The 2010 CoBank Credit Agreement provides for a \$298.9 million credit facility, consisting of a \$73.9 million term loan (the “2010 Term Loan A”), a \$150.0 million term loan (the “2010 Term Loan B”) and a \$75.0 million revolver loan (the “2010 Revolver Loan,” and together with the Term Loan A and Term Loan B, the “2010 Credit Facility”). The 2010 Credit Facility also provides for one or more additional term loans up to an aggregate \$50.0 million, subject to lender and administrative agent approval.

Upon the closing of the 2010 Credit Facility, \$73.9 million was outstanding under the 2010 Term Loan A, an amount equal to the outstanding principal amount under the 2008 Term Loan. No amount is currently outstanding under the 2010 Term Loan B. We may use the proceeds of the Term Loan B solely in connection with the Alltel Acquisition. Borrowings under the 2010 Term Loan B are available to the Company until the earlier of (i) completion of the Alltel Acquisition or (ii) March 31, 2010 (the “2010 Term Loan B Commitment Expiration Date”). We intend to request an extension to the 2010 Term Loan B Commitment Expiration Date during the first quarter of 2010. The Company currently has no borrowings outstanding under the 2010 Revolver Loan, of which the Company may use up to \$10.0 million for standby or trade letters of credit.

The 2010 Term Loan A and the 2010 Term Loan B each mature on September 30, 2014, unless accelerated pursuant to an event of default, as described below. The Revolver Loan matures on September 10, 2014, unless accelerated pursuant to an event of default, as described below. Amounts borrowed under the 2010 Term Loan A, 2010 Term Loan B and the 2010 Revolver Loan bear interest at a rate equal to, at the Company’s option, either (i) the London Interbank Offered Rate (LIBOR) plus an applicable margin ranging between 3.50% to 4.75% or (ii) a base rate plus an applicable margin ranging from 2.50% to 3.75%. The Company is not required to apply a minimum LIBOR percentage for any loans bearing interest at the LIBOR rate. The base rate is equal to the higher of either (i) 1.50% plus the higher of (x) the one-week LIBOR and (y) the one-month LIBOR and (ii) the prime rate (as defined in the credit agreement). The applicable margin is determined based on the ratio of the Company’s indebtedness (as defined in the credit agreement) to its EBITDA (as defined in the credit agreement).

All amounts outstanding under the 2010 Revolver Loan will be due and payable upon the earlier of the maturity date or the acceleration of the loan upon an event of default. Amounts outstanding under the 2010 Term Loan A and the 2010 Term Loan B will be due and payable commencing on March 31, 2010 in quarterly payments equal to 1.25% of the initial principal amount outstanding under each loan, increasing to 2.50% of the initial principal amount outstanding commencing

on March 31, 2012. Remaining balances will be due and payable upon maturity, unless the loans are accelerated upon an event of default.

Certain of the Company's subsidiaries, including Commnet, Sovernet, and Choice are guarantors of the Company's obligations under the 2010 Credit Facility. Further, the Company's obligations are secured by (i) a first priority, perfected lien on substantially all the property and assets of the Company and the guarantor subsidiaries, including its principal wholly-owned domestic operating subsidiaries and (ii) a pledge of 100% of the Company's equity interests in certain domestic subsidiaries and up to 65% of the equity interests outstanding of certain foreign subsidiaries, in each case, including the Company's principal operating subsidiaries. Upon closing of the Alltel Acquisition and as a condition to the 2010 Term Loan B, certain subsidiaries formed by the Company in connection with the Alltel Acquisition must also become guarantors and the Company's obligations under the 2010 Credit Facility must be secured by a first priority, perfected lien on substantially all of the property and assets of certain of the Company's subsidiaries formed in connection with the Alltel Acquisition and a pledge of 100% of the Company's equity interests in those subsidiaries.

The 2010 Credit Facility contains customary representations, warranties and covenants, including covenants by the Company limiting additional indebtedness, liens, guaranties, mergers and consolidations, substantial asset sales, investments and loans, sale and leasebacks, transactions with affiliates and fundamental changes. In addition, the 2010 Credit Facility contains financial covenants by the Company that (i) impose a maximum ratio of indebtedness (as defined in the credit agreement) to EBITDA (as defined in the credit agreement), (ii) require a minimum ratio of EBITDA to cash interest expense, (iii) require a minimum ratio of equity to consolidated assets and (iv) require a minimum ratio of EBITDA to fixed charges (as defined in the credit agreement).

The 2010 Credit Facility provides for events of default customary for credit facilities of this type, including but not limited to non-payment, defaults on other debt, misrepresentation, breach of covenants, representations and warranties, insolvency and bankruptcy. After the occurrence of an event of default and for so long as it continues, the administrative agent or the requisite lenders (as defined in the credit agreement) may increase the interest rate then in effect on all outstanding obligations by 2.0%. Upon an event of default relating to insolvency, bankruptcy or receivership, the amounts outstanding under the 2010 Credit Facility will become immediately due and payable and the lender commitments will be automatically terminated. Upon the occurrence and continuation of any other event of default, the administrative agent and/or the requisite lenders (as defined in the credit agreement) may accelerate payment of all obligations and terminate the lenders' commitments under the 2010 Credit Facility.

Future principal repayments of 2010 Term Loan A are as follows:

	<b>Principal Repayment (in thousands)</b>
2010.....	\$3,694
2011.....	3,694
2012.....	7,388
2013.....	7,388
2014.....	51,711
Thereafter .....	—
Total principal repayments .....	<u>\$73,875</u>

## 8. DERIVATIVE INSTRUMENTS AND HEDGING ACTIVITIES

As required by the FASB's authoritative guidance on accounting for derivative instruments and hedging activities, the Company records all derivatives on the balance sheet at fair value. The accounting for changes in the fair value of derivatives depends on the intended use of the derivative, whether the Company has elected to designate a derivative in a hedging relationship and apply hedge accounting and whether the hedging relationship has satisfied the criteria necessary to apply hedge accounting. Derivatives designated and qualifying as a hedge of the exposure to changes in the fair value of an asset, liability, or firm commitment attributable to a particular risk, such as interest rate risk, are considered fair value hedges. Derivatives designated and qualifying as a hedge of the exposure to variability in expected future cash flows, or other types of forecasted transactions, are considered cash flow hedges. Hedge accounting generally provides for the matching of the timing of gain or loss recognition on the hedging instrument with the recognition of the changes in the fair value of the hedged asset or liability that are attributable to the hedged risk in a fair value hedge or the earnings effect of the hedged forecasted transactions in a cash flow hedge. The Company may enter into derivative contracts that are intended to

economically hedge certain of its risk, even though hedge accounting does not apply or the Company elects not to apply hedge accounting.

### ***Risk Management Objective of Using Derivatives***

The Company is exposed to certain risk arising from both its business operations and economic conditions. The Company principally manages its exposures to a wide variety of business and operational risks through management of its core business activities. The Company manages economic risks related to interest rates primarily by managing the amount, sources, and duration of its debt funding and the use of derivative financial instruments. Specifically, the Company entered into derivative financial instruments to manage exposures that arise from business activities that result in the payment of future known and uncertain cash amounts, the value of which are determined by interest rates. The Company's derivative financial instruments are used to manage differences in the amount, timing, and duration of its known or expected cash payments principally related to the Company's borrowings.

### ***Cash Flow Hedges of Interest Rate Risk***

The Company's objectives in using interest rate derivatives are to add stability to interest expense and to manage its exposure to interest rate movements. To accomplish this objective, the Company primarily uses an interest rate swap as part of its interest rate risk management strategy. Interest rate swaps designated as cash flow hedges involve the receipt of variable-rate amounts from a counterparty in exchange for the Company making fixed-rate payments over the life of the agreements without exchange of the underlying notional amount.

The effective portion of changes in the fair value of interest rate swaps designated and that qualify as cash flow hedges is recorded in Accumulated Other Comprehensive Income and is subsequently reclassified into earnings in the period that the hedged forecasted transaction affects earnings. Since September 23, 2008, a derivative was used to hedge the variable cash flows associated with existing variable-rate debt. The ineffective portion of the change in fair value of the derivative is recognized directly in earnings. No hedge ineffectiveness was recognized during either 2008 or 2009.

Amounts reported in accumulated other comprehensive income related to the interest rate swap will be reclassified to interest expense as interest payments are made on the Company's variable-rate debt. Through December 31, 2010, the Company estimates that an additional \$2.6 million will be reclassified as an increase to interest expense due to the interest rate swap since the hedge interest rate exceeds the variable interest rate on the debt.

As of December 31, 2009, the Company's sole derivative instrument was an interest rate swap with a notional amount of \$68 million that was designated as a cash flow hedge of interest rate risk.

The table below presents the fair value of the Company's derivative financial instrument as well as its classification on the consolidated balance sheet as of December 31, 2008 and 2009 (in thousands):

	<b>Liability Derivatives</b>		
	<b>Balance Sheet Location</b>	<b>Fair Value as of December 31,</b>	
		<b>2008</b>	<b>2009</b>
Derivatives designated as hedging instruments:			
Interest Rate Swap .....	Other long-term liabilities	\$8,019	\$5,096
Total derivatives designated as hedging instruments .....		\$8,019	\$5,096

The table below presents the effect of the Company's derivative financial instrument on the income statements for the years ended December 31, 2008 and 2009 (in thousands):

<b>Year ended December 31,</b>	<b>Derivative in Cash Flow Hedging Relationships</b>	<b>Amount of Gain or (Loss) Recognized in OCI on Derivative (Effective Portion)</b>	<b>Location of Gain or (Loss) Reclassified from Accumulated OCI into Income (Effective Portion)</b>	<b>Amount of Gain or (Loss) Reclassified from Accumulated OCI into Income (Effective Portion)</b>
2008 .....	Interest Rate Swap	\$(8,181)	Interest expense	\$259
2009 .....	Interest Rate Swap	32	Interest expense	(2,794)

### ***Credit-risk-related Contingent Features***

The Company has an agreement with its derivative counterparty that contains a provision where if the Company defaults on any of its indebtedness, including default where repayment of the indebtedness has not been accelerated by the lender, then the Company could also be declared in default on its derivative obligations.

As of December 31, 2009, the fair value of the interest rate swap liability position, related to this agreement was \$5.1 million. As of December 31, 2009, the Company has not posted any collateral related to this agreement. If the Company had breached any of these provisions at December 31, 2009, it would have been required to settle its obligation under the agreement at its termination value of \$5.1 million.

### **9. EQUITY**

Total equity was as follows (in thousands):

	<b>Year Ended December 31,</b>					
	<b>2008</b>			<b>2009</b>		
	<b>Atlantic Tele- Network, Inc.</b>	<b>Non-Controlling Interests</b>	<b>Total Equity</b>	<b>Atlantic Tele- Network, Inc.</b>	<b>Non-Controlling Interests</b>	<b>Total Equity</b>
Equity, beginning of period .....	\$208,971	\$27,236	\$236,207	\$228,873	\$32,787	\$261,660
Stock based compensation .....	977	—	977	1,364	—	1,364
Comprehensive income:						
Net income .....	34,798	4,973	39,771	35,539	1,044	36,583
Other comprehensive income(loss)-Gain(loss) on interest rate swap (net of tax) .....	(4,667)	—	(4,667)	1,630	—	1,630
Total comprehensive income .....	30,131	4,973	35,104	37,169	1,044	38,213
Issuance of common stock upon exercise of stock options .....	304	—	304	74	—	74
Dividends on common stock .....	(10,346)	(2,774)	(13,120)	(11,578)	(8,098)	(19,676)
Investments made by minority shareholders	—	—	—	—	956	956
Purchase of common shares .....	(1,164)	—	(1,164)	(134)	—	(134)
Non-controlling interest in entity acquired .....	—	3,352	3,352	(22)	(2)	(24)
Equity, end of period .....	<u>\$228,873</u>	<u>\$32,787</u>	<u>\$261,660</u>	<u>\$255,746</u>	<u>\$26,687</u>	<u>\$282,433</u>

### ***Common Stock***

The Company has paid quarterly dividends on its common stock since January 1999.

### ***Treasury Stock***

During 2007, the Company reissued 21,000 shares from treasury in connection with the acquisition of the remaining 5% interest in Commnet (see Note 3). Also during 2007, the Company reissued 14,756 shares from treasury to directors under the Directors' Plan and repurchased 3,333 shares issued to management under the Company's 2006 Restricted Stock Plan for \$110,000 the fair value of the shares as of the date of the vesting, and to satisfy statutory minimum withholding obligations. The Company recognized a tax benefit of approximately \$39,000 in connection with the vesting and repurchase of such shares.

During 2008, the Company reissued 876 shares from treasury to a director under the Director's Remuneration Plan. Also during 2008, the Company repurchased 42,351 shares of its common stock at an aggregate cost of \$1,164,000 or an average price of \$27.48 per share.

During 2009, the Company reissued 791 shares from treasury to a director under the Director's Remuneration Plan. Also during the fourth quarter of 2009, the Company repurchased 2,981 shares of its common stock at an aggregate cost of \$134,360 or an average price of \$45.07 per share.

### ***Stock-Based Compensation***

In May 2008, at the Company's Annual Meeting of Stockholders, the Company's stockholders approved the 2008 Equity Incentive Plan (the "2008 Plan"). The 2008 Plan replaced the 1998 Stock Option Plan, the 2005 Restricted Stock Plan and the Director's Remuneration Plan (collectively and including the 2008 Plan the "Share Based Plans"), under which no further awards will be made. The 2008 Plan allows for the grant of stock options, restricted stock, restricted stock units, stock equivalents and awards of shares of common stock that are not subject to restrictions or forfeiture. A total of 1,500,000 shares have been reserved to be granted under the 2008 Plan.

### ***Stock Options***

Stock options issued under the Share Based Plans have terms of either seven years or ten years and vest annually and ratably over a period of four years.

The following table summarizes stock option activity under the Company's share-based plans for the years ended December 31, 2008 and 2009:

<b>Year Ended December 31, 2008</b>				
	<b>Number of Options</b>	<b>Weighted Avg. Exercise Price</b>	<b>Weighted Average Remaining Contractual Term (Years)</b>	<b>Aggregate Intrinsic Value</b>
Outstanding at				
January 1, 2008.....	455,750	\$24.93		
Granted.....	76,500	27.92		
Forfeited.....	—	—		
Exercised.....	(18,125)	16.80		
Outstanding at				
December 31, 2008..	<u>514,125</u>	<u>\$25.66</u>	<u>7.53</u>	<u>\$1,840,308</u>
Vested and expected to				
vest at December 31,				
2008.....	<u>445,956</u>	<u>\$25.32</u>	<u>7.42</u>	<u>\$1,693,941</u>
Exercisable at				
December 31, 2008..	<u>187,254</u>	<u>\$22.52</u>	<u>6.84</u>	<u>\$1,048,475</u>
<b>Year Ended December 31, 2009</b>				
	<b>Number of Options</b>	<b>Weighted Avg. Exercise Price</b>	<b>Weighted Average Remaining Contractual Term (Years)</b>	<b>Aggregate Intrinsic Value</b>
Outstanding at				
January 1, 2009.....	514,125	\$25.66		
Granted.....	34,500	20.79		
Forfeited.....	(4,375)	16.80		
Exercised.....	(4,375)	16.80		
Outstanding at				
December 31, 2009..	<u>539,875</u>	<u>\$25.49</u>	<u>6.71</u>	<u>\$15,904,156</u>
Vested and expected to				
vest at December 31,				
2009.....	<u>501,357</u>	<u>\$25.35</u>	<u>6.61</u>	<u>\$14,840,282</u>

Exercisable at December 31, 2009..	316,253	\$23.79	6.12	\$9,855,173
---------------------------------------	---------	---------	------	-------------

The 501,357 options vested and expected to vest as of December 31, 2009 represent \$1.3 million in unamortized stock based compensation which will be recognized over a weighted average term of 2.1 years.

The following table summarizes information relating to options granted and exercised during 2007, 2008 and 2009:

	2007	2008	2009
Weighted average of fair value of options granted.....	\$6.93	\$7.97	\$6.55
Aggregate intrinsic value of options exercised.....	171,170	243,563	25,288
Cash proceeds received upon exercise of options .....	209,000	304,500	73,500
Tax benefits realized upon exercise of options.....	87,000	84,000	25,000

The aggregate intrinsic value represents the total pre-tax intrinsic value (the difference between our closing common stock price on December 31, 2009 and the exercise price, multiplied by the number of the in-the-money stock options) that would have been received by the stock option holders had all stock options holders exercised their stock options on December 31, 2009. The amount of aggregate intrinsic value will change based on the fair market value of our common stock.

The estimated fair value of the options granted were determined using a Black Scholes option pricing model, based on the following assumptions:

	Options Granted in		
	2007	2008	2009
Risk-free interest rate.....	4.2% to 4.5%	1.9% to 2.8%	1.8%
Expected dividend yield.....	1.7% to 2.1%	1.9% to 3.2%	3.0%
Expected life .....	4.8 to 6.25 years	6.25 years	6.25 years
Expected volatility .....	40%	39% to 44%	42%

The Company recognized \$522,000, \$604,000 and \$842,000 respectively, of stock compensation expense relating to the granting of stock options during 2007, 2008 and 2009, respectively.

### ***Restricted Stock***

Restricted stock issued under the Share Based Plans vest ratably over four years.

The following table summarizes restricted stock activity during the year ended December 31, 2009:

	Shares	Weighted Avg. Fair Value
Unvested as of January 1, 2009 .....	46,729	\$24.69
Granted .....	2,950	25.41
Vested and issued .....	(21,642)	23.78
Unvested as of December 31, 2008.....	28,037	\$25.47

The weighted-average grant date fair value of shares granted for 2008 and 2009 were \$24.16 per share and \$25.41 per share, respectively. In connection with the grant of restricted shares, the Company recognized \$364,000, \$373,000 and \$395,000 of compensation expense within its income statements for 2007, 2008 and 2009, respectively.

The 28,037 unvested shares as of December 31, 2009 represent \$656,000 in unamortized stock based compensation which will be recognized over a weighted average of 2.5 years.



**ATLANTIC TELE-NETWORK, INC. AND SUBSIDIARIES**

**NOTES TO CONSOLIDATED FINANCIAL STATEMENTS**

**10. IMPAIRMENT AND DISPOSITION OF LONG-LIVED ASSETS**

*Choice*

During the fourth quarter of 2007, Choice was notified that it would be denied certain tax benefits by the U.S. Virgin Islands government. With the denial of such benefits, the Company evaluated each of Choice's two product lines and determined that telecommunications equipment relating to its wireless digital television services was impaired. As a result, the Company recorded a \$4.4 million charge in its 2007 income statement as the fair value of the assets, determined by using the assets' discounted estimated future cash flows, was below the carrying value of the assets by such amount. However, based on a separate impairment test, the Company determined that no impairment existed as of December 31, 2007 relating to Choice's internet service (including both the broadband data and dial-up products. Choice discontinued its wireless television service in May 2009 and sold the related telecom equipment to the Company's Chairman (see Note 14).

*Commnet*

In December 2007, Commnet sold, to a national carrier, 59 base stations along with spectrum licenses in two Midwestern states for total consideration of \$17.0 million and recorded a pre-tax gain on the sale of \$5.0 million. At the same time, Commnet acquired spectrum, and agreed to lease additional spectrum and build base stations in rural areas in three states. The agreement also provided the carrier a purchase option on the new base stations exercisable beginning in 2010 through 2012 at a predetermined price each year intended to reflect the estimated fair value of the base stations at those times.

During the first half of 2007, Commnet sold certain telecom assets for net proceeds of \$1.8 million, predominantly in western states, and recognized a gain on the sale of such assets of \$1.3 million.

*Haiti*

During August 2007, the Company sold all of its assets in Haiti to Access Haiti, S.A., a Haitian company in which the Chairman of the Company's Board of Directors is a significant equity holder. After taking into account outstanding claims, legal and other related expenses incurred in connection with the transaction and the dissolution of the Company's Haitian Subsidiaries the Company recognized a loss of approximately \$0.3 million (see Note 14).

**11. INCOME TAXES**

The following is a reconciliation from the tax computed at statutory income tax rates to the Company's income tax expense for the years ended December 31, 2007, 2008, and 2009 (in thousands):

	<u>2007</u>	<u>2008</u>	<u>2009</u>
Tax computed at statutory U.S. federal income tax rates .....	\$24,812	\$24,149	\$23,741
Income taxes in excess (below) statutory U.S. tax rates:			
Guyana .....	5,145	5,131	3,331
Bermuda .....	—	(560)	761
Valuation allowance on capital loss carryforward.....	(1,484)	—	—
Guyanese tax reserve .....	—	(310)	(183)
State taxes.....	443	255	2,402
Other, net .....	13	886	1,108
Income tax expense .....	<u>\$28,929</u>	<u>\$29,551</u>	<u>\$31,160</u>

The components of income before income taxes for the years ended December 31, 2007, 2008 and 2009 are as follows (in thousands):

	<u>2007</u>	<u>2008</u>	<u>2009</u>
Domestic.....	\$31,377	\$32,028	\$41,399
Foreign .....	38,193	36,559	26,344
Total .....	<u>\$69,570</u>	<u>\$68,587</u>	<u>\$67,743</u>

The components of income tax expense for the years ended December 31, 2007, 2008 and 2009 are as follows (in thousands):

	<u>2007</u>	<u>2008</u>	<u>2009</u>
Current:			
United States—Federal.....	\$9,867	\$3,675	\$12,297
United States—State.....	483	547	2,467
Foreign .....	17,688	16,915	14,776
Deferred:			
United States—Federal.....	540	9,080	1,836
United States—State.....	199	156	1,273
Foreign .....	152	(822)	(1,489)
	<u>\$28,929</u>	<u>\$29,551</u>	<u>\$31,160</u>

The significant components of deferred tax assets and liabilities are as follows as of December 31, 2008 and 2009 (in thousands):

	<u>2008</u>	<u>2009</u>
Deferred tax assets:		
Receivables reserve .....	\$737	\$1,090
Temporary differences not currently deductible for tax .....	706	1,956
Foreign tax credit carryforwards .....	16,983	16,983
Valuation allowance on foreign tax credit carryforwards.....	(11,734)	(11,734)
Net operating losses—state .....	27	242
Pension benefits.....	86	197
Interest rate swap.....	3,208	3,397
Total deferred tax asset.....	<u>\$10,013</u>	<u>\$12,131</u>
Deferred tax liabilities:		
Property, plant and equipment, net.....	\$25,660	\$27,351
Intangible assets, net.....	3,076	4,820
Total deferred tax liabilities.....	<u>\$28,736</u>	<u>32,171</u>
Net deferred tax liabilities .....	<u>\$18,723</u>	<u>\$20,040</u>

The Company's foreign tax credit carryforwards start to expire in 2011 and continue to expire through 2016.

The undistributed earnings of the Company's foreign subsidiaries are considered to be indefinitely reinvested and, accordingly, no U.S. federal and state income taxes have been provided thereon. Determination of the amount of unrecognized deferred U.S. income tax liability is not practical because of the complexities associated with its hypothetical calculation; however, unrecognized foreign tax credits would be available to reduce a portion of the U.S. tax liability.

The following shows the activity related to unrecognized tax benefits during the three years ended December 31, 2009 (in thousands):

Gross unrecognized tax benefits at January 1, 2007.....	\$6,000
Increases in tax positions.....	301
Gross unrecognized tax benefits at December 31, 2007.....	6,301
Decrease in tax positions from prior years .....	(301)
Lapse in statute of limitations.....	(310)
Gross unrecognized tax benefits at December 31, 2008.....	5,690
Lapse in statute of limitations.....	(183)
Gross unrecognized tax benefits at December 31, 2009.....	<u>\$5,507</u>

All \$5.5 million of unrecognized tax benefits would affect the effective tax rate if recognized. The Company accrues interest and penalties related to unrecognized tax benefits in its provision for income taxes, if material. No penalties or interest were accrued for in any of the years presented since we do not believe our uncertain positions would be subject to interest and penalties.

## ATLANTIC TELE-NETWORK, INC. AND SUBSIDIARIES

### NOTES TO CONSOLIDATED FINANCIAL STATEMENTS

#### 11. INCOME TAXES

The Company and its subsidiaries file income tax returns in the U.S. and in various state and local jurisdictions. The statute of limitations related to the consolidated U.S. federal income tax return is closed for all tax years up to and including 2004. The expiration of the statute of limitations related to the various state income tax returns that the Company and subsidiaries file varies by state. The Company's consolidated federal tax return and any significant state tax returns are not currently under examination. The Company does not expect that the amount of unrecognized tax benefits relating to U.S. tax matters will change significantly within the next 12 months.

The Company also files an income tax return in Guyana. See Note 13 relating to certain tax matters pertaining to those filings. There is no expected settlement date of those matters and upon settlement, which might not occur in the near future, the payment may vary significantly from the amounts currently recorded. The Company will continue to update amounts recorded as new developments arise.

#### 12. RETIREMENT PLANS

The Company has a noncontributory defined benefit pension plan for eligible employees of GT&T who meet certain age and employment criteria. Contributions are intended to provide not only for benefits attributed for service to date but also for those expected to be earned in the future. The Company's funding policy is to contribute to the plan such amounts as are actuarially determined to meet funding requirements. The benefits are based on the participants' average salary or hourly wages during the last three years of employment and credited service years.

#### 12. RETIREMENT PLANS

The weighted average rates assumed in the actuarial calculations for the pension plan are as follows as of December 31, 2007, 2008 and 2009:

	<u>2007</u>	<u>2008</u>	<u>2009</u>
Discount rate .....	7.25%	7.50%	7.50%
Annual salary increase.....	7.50%	7.50%	7.50%
Expected long term return on plan assets .....	8.00%	8.00%	8.00%

The expected long-term rate of return on pension plan assets was determined based on several factors including input from pension investment consultants, projected long-term returns of equity and bond indices in Guyana and the United States, and historical returns over the life of the related obligations of the fund. GT&T, in conjunction with its pension investment consultants, reviews its asset allocation periodically and rebalances its investments when appropriate in an effort to earn the expected long-term returns. The Company will continue to evaluate its long-term rate of return assumptions at least annually and will adjust them as necessary.

Changes during the year in the projected benefit obligations and in the fair value of plan assets are as follows for 2008 and 2009 (in thousands):

	<u>2008</u>	<u>2009</u>
Projected benefit obligations:		
Balance at beginning of year: .....	\$9,675	\$9,951
Service cost.....	499	528
Interest cost.....	683	736
Benefits paid.....	(311)	(533)
Actuarial loss.....	(595)	(32)
Balance at end of year .....	<u>\$9,951</u>	<u>\$10,650</u>
Plan net assets:		
Balance at beginning of year: .....	\$9,217	\$9,767
Actual return on plan assets.....	212	347
Company contributions .....	649	650

Benefits paid.....	(311)	(533)
Balance at end of year .....	<u>\$9,767</u>	<u>\$10,231</u>
Under funded status of plan.....	<u>\$(184)</u>	<u>\$(419)</u>

GT&T's investment policy for its pension assets is to have a reasonably balanced investment approach, with a long-term bias toward debt investments. GT&T's strategy allocates plan assets among equity, debt and other assets in both Guyana and the United States to achieve long-term returns without significant risk to principal. The fund is prohibited under Guyana law from investing in the equity, debt or other securities of the employer, its subsidiaries or associates of the employer or any company of which the employer is a subsidiary or an associate. Furthermore, the plan must invest between 70%-80% of its total plan assets within Guyana.

The fair values for the pension plan's net assets, by asset category, at December 31, 2009 are as follows:

<u>Asset Category</u>	<u>Total</u>	<u>Level 1</u>	<u>Level 2</u>	<u>Level 3</u>
Cash, cash equivalents, money markets and other .....	\$4,232	\$4,232	\$—	\$—
Equity securities .....	1,052	874	172	6
Fixed income securities .....	4,947	—	4,947	—
Total .....	<u>\$10,231</u>	<u>\$874</u>	<u>\$9,351</u>	<u>\$6</u>

The plan's weighted-average asset allocations at December 31, 2008 and 2009, by asset category are as follows:

	<u>2008</u>	<u>2009</u>
Cash, cash equivalents, money markets and other .....	54.4%	41.4%
Equity securities .....	13.0	10.3
Fixed income securities .....	32.6	48.3
Total .....	<u>100.0%</u>	<u>100.0%</u>

Amounts recognized on the Company's consolidated balance sheets consist of (in thousands):

	<u>As of December 31,</u>	
	<u>2008</u>	<u>2009</u>
Other liabilities .....	\$(184)	\$(419)
Accumulated other comprehensive loss, net of tax .....	2,090	2,214
Total .....	<u>\$1,906</u>	<u>\$1,795</u>

Amounts recognized in accumulated other comprehensive loss consist of (in thousands):

	<u>2008</u>	<u>2009</u>
Net actuarial loss .....	\$(3,934)	\$(4,186)
Prior service cost .....	(34)	(22)
Accumulated other comprehensive loss, pre-tax .....	<u>\$(3,968)</u>	<u>\$(4,208)</u>
Accumulated other comprehensive loss, net of tax .....	<u>\$(2,090)</u>	<u>\$(2,214)</u>

Components of the plan's net periodic pension cost are as follows for the years ended December 31, 2007, 2008 and 2009 (in thousands):

	<u>2007</u>	<u>2008</u>	<u>2009</u>
Service cost .....	\$487	\$500	\$528
Interest cost .....	642	683	736
Expected return on plan assets .....	(717)	(764)	(798)
Amortization of unrecognized net actuarial loss .....	177	193	167
Amortization of prior service costs .....	11	11	11
Net periodic pension cost .....	<u>\$600</u>	<u>\$623</u>	<u>\$644</u>

For 2010, the Company expects to contribute approximately \$0.8 million to its pension plan and amortize \$179,000 of unrecognized net actuarial loss and \$11,000 of prior service costs.

The following estimated pension benefits, which reflect expected future service, as appropriate, are expected to be paid over the next ten years as indicated below (in thousands):

Fiscal Year	Pension Benefits
2010.....	\$278
2011.....	332
2012.....	371
2013.....	420
2014.....	444
2015-2019.....	3,161
	\$5,006

### 13. COMMITMENTS AND CONTINGENCIES

#### Regulatory and Litigation Matters

The Company and its subsidiaries are subject to certain regulatory and legal proceedings and other claims arising in the ordinary course of business, some of which involve claims for damages and taxes that are substantial in amount. The Company believes that, except for the items discussed below, for which the Company is currently unable to predict the final outcome, the disposition of proceedings currently pending will not have a material adverse effect on the Company's financial position or results of operations.

#### *Regulatory*

The Company's Guyana subsidiary, GT&T, is subject to regulation in Guyana under the provisions of its license and under the Guyana Public Utilities Commission Act of 1999 and the Guyana Telecommunications Act of 1990. GT&T also has certain significant rights and obligations under the agreement pursuant to which the Company acquired its interest in GT&T in 1990 and because of the large volume of traffic that GT&T has with the United States, GT&T can be significantly affected by orders of U.S. regulatory agencies.

In a letter dated September 8, 2006, the National Frequency Management Unit (NFMU) agreed that GT&T's total spectrum fees should not increase for the years 2006 and 2007. However, that letter implied that spectrum fees in 2008 and onward may be increased beyond the amount agreed between GT&T and the Government. GT&T restated its position in a September 14, 2006 letter to the Government that, by agreement with the Government, spectrum fees should be capped until the NFMU develops a fee methodology, acceptable to all GSM spectrum licensees. In correspondence to GT&T in June 2007, the NFMU stated, without indicating whether a fee methodology would be developed, that the cap on GSM spectrum fees will be removed in December 2007. In a letter dated July 3, 2007 to the NFMU, GT&T objected to the NFMU's proposed action and reiterated its position that an increase in fees prior to development of an acceptable methodology would violate the Government's prior agreement. This matter is still pending and the NFMU has not issued an invoice to GT&T for 2008 and 2009 GSM spectrum fees.

Since 2001, the Government has stated its intention to introduce additional competition into Guyana's telecommunications sector. In 2002, the Government held formal discussions with GT&T regarding this matter. During 2008, at the request of the Government, GT&T met with high-ranking members of the Government to discuss potential modifications of GT&T's exclusivity rights and the introduction of competition for international voice and data services. ATN and GT&T believe that such competition is precluded by GT&T's exclusive license to provide domestic fixed and international voice and data services in Guyana, which has a stated expiration in December 2010. Each of these licenses is renewable at GT&T's option, for an additional term of twenty years. In November of 2009, GT&T notified the Government that it is exercising its option to renew its exclusive and non-exclusive licenses for a further period of twenty years. In exercising our option to renew our licenses, we reiterated to the Government that we would be willing to voluntarily relinquish the exclusivity aspect of its licenses, but only as part of an overall settlement agreement with the Government.

ATN and GT&T believe that any early termination of our exclusivity would require our consent and appropriate compensation to GT&T, as well as the satisfactory resolution of certain long-standing claims between us and the Government relating to certain tax and other matters. In addition, certain modifications to the legal and regulatory regime governing the

telecommunications market sector in Guyana will be necessary. The Government of Guyana has acknowledged that a transition to full competition will require a significant rebalancing of local and long distance rates for domestic and international services provided by GT&T. During 2008, GT&T held discussions with the Government to develop an appropriate methodology and process to implement rate rebalancing during and after a transition to competition. We have been open about our willingness to consider foregoing renewal of our international exclusivity rights in 2010 as part of an overall settlement and agreement.

In October 2008, GT&T was informally notified that the Government has retained the services of a US-based law firm and a consultant to develop the legislative and regulatory reforms necessary to introduce telecommunications competition in Guyana. GT&T has met informally with those persons to discuss the process and possible timing of any legislation or regulatory initiative. GT&T has been informed that draft legislation liberalizing the telecommunications sector in Guyana may be available during the first half of 2010. At this time, ATN and GT&T do not know whether or how any draft legislation will address GT&T's exclusive license, and if so, whether it would be pursuant to an agreement between GT&T and the Government. Other than entering into such an agreement on mutually acceptable terms, ATN and GT&T would seek to enforce GT&T's rights by law and contract to be the exclusive provider of domestic fixed and international voice and data services in Guyana and would pursue any other legitimate avenues of recourse available to us. Although ATN and GT&T believe that they would be entitled to damages for any involuntary termination of that exclusive license, ATN and GT&T cannot guarantee that we would prevail in any court or arbitration proceeding or that our actions would effectively halt any unilateral action by the Government.

On January 15, 2007, the Public Utilities Commission ("PUC") issued a ruling that fixed floor and ceiling rates for both the pre-paid and the post-paid cellular services offered by GT&T and its competition. GT&T's national competitor has been offering promotions that appear to us to violate the floor on cellular rates. We believe the PUC has acted in an unreasonably discriminatory manner in favor of GT&T's primary competitor by not enforcing the minimum and maximum rates (among other regulations) and, in late 2007, GT&T filed a lawsuit contesting the PUC's enforcement approach. That lawsuit remains outstanding.

In October 1997, the PUC ordered GT&T to increase the number of telephone lines in service to a total of 69,278 lines by the end of 1998; 89,054 lines by the end of 1999; and 102,126 lines by the end of 2000; to allocate and connect an additional 9,331 telephone lines before the end of 1998; and to provide to subscribers who request them certain calling features (e.g. call waiting) by the end of 1998. In issuing this order, the PUC did not hear evidence or make any findings on the cost of providing these lines and services, the adjustment in telephone rates that may be necessary to give GT&T a fair return on its investment, or the method of financing the requirements of the PUC's order. GT&T has appealed the PUC's order to the Guyana Court of Appeal, and that appeal is still pending. No stay currently exists against this order.

### ***Litigation***

Upon the acquisition of GT&T in 1990, ATN entered into an agreement with the government of Guyana to significantly expand GT&T's existing facilities and telecommunications operations and to improve service within a three-year period pursuant to an expansion and service improvement plan (the "Plan"). The government agreed to permit rate increases in the event of currency devaluation within the three-year period, but GT&T was unable to get timely increases when the Guyanese currency suffered a sharp decline in March 1991. The Plan was modified in certain respects, and the date for completion of the Plan was extended to February 1995. Since 1995, the PUC has had pending a proceeding initiated by the Minister of Telecommunications of Guyana with regard to the failure of GT&T to complete the Plan by February 1995. The PUC last held hearings on this matter in 1998. It is GT&T's position that its failure to receive timely rate increases in compensation for the devaluation of currency in 1991 provides legal justification for GT&T's delay in completing the Plan. If the PUC were to find that GT&T was not excused from fulfilling the terms of the Plan by February 1995, GT&T could be subject to monetary penalties, cancellation of its license, or other action by the PUC or the government that could have a material adverse effect on the Company's business and prospects. The requirements of the Plan were substantially completed more than five years ago. GT&T believes that its obligations have been fulfilled and it has continued to aggressively develop the telecommunications infrastructure in all areas including landline, wireless and data.

GT&T is contesting, in the High Court of Guyana, approximately \$7.3 million in income tax assessed by the commissioner of Inland Revenue for the years 1991 to 1996. The amount in dispute represents the amount of deductions GT&T claimed during those years for advisory fees payable to ATN that were denied by the Guyana Commission of Inland Revenue (the "Commission"). The deductibility of these advisory fees was upheld for one of these years by a decision of the High Court in August 1995. The Commission has filed a High Court Writ, which GT&T has opposed, requesting the High Court to set aside this decision. The assessments for the other years are being held in abeyance pending decision on the Writ and GT&T motions to strike. Subsequent to December 31, 2001, GT&T received assessments for the years 1997-2000 in the

aggregate amount of approximately \$6.5 million raising the same issues. GT&T expects that proceedings on these assessments will also be held in abeyance pending the Court's decision.

In November 1997, GT&T received assessments of the current equivalent of approximately \$9.7 million from the commissioner of Inland Revenue for taxes for the years 1991 through 1996. It is GT&T's understanding that these assessments stem from an audit that the Guyana High Court stayed before it was completed. Apparently, because the audit was cut short as a result of the High Court's order, GT&T did not receive notice of, and an opportunity to respond to, the proposed assessments as is the customary practice in Guyana, and substantially all of the issues raised in the assessments appear to be based on mistaken facts. GT&T has applied to the Guyana High Court for an order prohibiting the commissioner of Inland Revenue from enforcing the assessments on the grounds that the origin of the audit and the failure to give GT&T notice of, and opportunity to respond to, the proposed assessments violated Guyanese law. The Guyana High Court has issued an order effectively prohibiting any action on the assessments pending the determination by the High Court of the merits of GT&T's application.

Should GT&T be held liable for any of the above tax liabilities, totaling \$23.5 million, the Company believes that the government of Guyana would be obligated to reimburse GT&T for any amounts that would reduce GT&T's return on investment to less than 15% per annum for the relevant periods.

In early 2000, Inet Communications, Inc., an internet service provider in Guyana, and the Guyana Consumers Association filed a suit in the High Court against the Attorney General of Guyana and GT&T. The suit claims that GT&T is not entitled to rate increases based on the agreement between the Government of Guyana and ATN and that the Civil Law of Guyana prohibits what is referred to as GT&T's monopoly. Inet's motion was struck down for non-appearance of counsel. However, Inet's counsel has applied for the matter to be restored. The Court has not yet taken action on Inet's application.

In July 2002 an individual sued the Attorney General of Guyana in the Guyana courts asking, among other things, for a declaration that the section of the Company's 1990 contract with the Government of Guyana granting to GT&T an exclusive right to operate a telecommunications system in Guyana was null and void as contrary to law and to the Constitution of Guyana. GT&T has joined the suit to contest these claims and this proceeding remains pending.

On May 8, 2009, Digicel filed a lawsuit in Guyana challenging the legality of GT&T's exclusive license under Guyana's constitution. Digicel initially filed this lawsuit against the Attorney General of Guyana in the High Court. On May 13, 2009, GT&T petitioned to intervene in the suit in order to oppose Digicel's claims and that petition was granted on May 18, 2009. GT&T filed its answer to the charge on June 22, 2009 and the case is pending. We believe that any legal challenge to GT&T's exclusive license granted in 1990 is without merit and we will vigorously defend against such a legal challenge.

For all of the above regulatory, litigation, or related matters, the Company believes some adverse outcome is probable the Company has accrued \$5.0 million as of December 31, 2009 as discussed in Note 11.

#### ***Lease Commitments and Other Obligations***

The Company leases approximately 103,000 square feet for its operations centers and administrative offices as well as certain tower sites under non-cancelable operating leases. The Company's obligation for payments under these leases is as follows at December 31, 2009 (in thousands):

2010.....	\$9,826
2011.....	6,750
2012.....	5,864
2013.....	3,634
2014.....	1,804
Thereafter .....	4,521
Total obligations under operating leases .....	<u>\$32,399</u>

Rent expense for the years 2007, 2008 and 2009 was \$5.0 million, \$6.1 million and \$8.4 million, respectively.

## **14. RELATED-PARTY TRANSACTIONS**

### ***Choice Television Assets***

In December 2007, the Company wrote down its investment in the television assets of Choice and began exploring strategic alternatives for their use or disposition. Choice discontinued its wireless television service in May 2009. In November 2009, upon approval by the Audit Committee of the Board of Directors, the Company entered into an agreement with Cornelius B. Prior, Jr., the Chairman and the father of the Company's Chief Executive Officer, to sell to Mr. Prior such assets of Choice for \$400,000 in cash. The assets, which are located in the US Virgin Islands, consisted primarily of television transmission facilities, subscriber equipment and satellite receiver equipment. The sale to Mr. Prior was completed in December 2009.

### ***Haiti***

In 2001, the Company curtailed the operations and funding of its ATN-Haiti and Transnet S.A. subsidiaries (the "Haitian Subsidiaries"), wrote-down its investment and began exploring strategic alternatives for the use or disposition of the remaining assets of the Haitian Subsidiaries. In May 2006, the Company's Board of Directors authorized the Company to enter into discussions to sell, at fair value, subject to review and final approval by the Audit Committee, the remaining assets of the Haitian Subsidiaries, consisting primarily of an office building and 13 tower sites located in Haiti, to Cornelius B. Prior, Jr., the Company's Executive Chairman, who is also the father of the Company's Chief Executive Officer.

In August 2007, the Company, upon final approval by the Company's Board of Directors and Audit Committee, completed the sale of the remaining assets of the Haitian Subsidiaries to Access Haiti, S.A., a Haitian company in which Mr. Prior is a significant equity holder, for \$750,000 and the release by Access Haiti, S.A. of certain indebtedness of Transnet S.A. In connection with the sale, Mr. Prior agreed to indemnify the Company for any claims made against the Haitian Subsidiaries by creditors and vendors of the Haitian Subsidiaries in excess of \$200,000 in the aggregate. In addition, pursuant to the purchase agreement Mr. Prior purchased the Company's remaining equity interests in the Haitian Subsidiaries for \$1 on May 6, 2008.



## ATLANTIC TELE-NETWORK, INC. AND SUBSIDIARIES

### NOTES TO CONSOLIDATED FINANCIAL STATEMENTS

#### 14. RELATED-PARTY TRANSACTIONS

##### *Mobile Network Services, LLC*

During 2008, the Company's Commnet subsidiary purchased certain equipment from Mobile Network Services, LLC, ("MNS") for approximately \$280,000. The equipment was purchased through several transactions on market terms consistent with Commnet's ordinary business practices. MNS was founded in 2007 by Brian A. Schuchman, one of the Company's directors, who, at the time, beneficially owned approximately 28% of the equity interests in MNS and was Chairman of MNS's Board of Managers. Michael T. Prior, the Company's President, Chief Executive Officer and Director, and Justin D. Benincasa, the Company's Chief Financial Officer and Treasurer, each beneficially owned 1.25% or less of the equity interests in MNS at the time of these transactions. The transactions were ratified and approved by the Company's Audit Committee.

In September of 2009, each of Messrs. Schuchman, Prior and Benincasa redeemed their equity interests in MNS, and Mr. Schuchman resigned from MNS's Board of Managers. MNS is no longer owned or operated by the directors, officers or employees of the Company or its subsidiaries.

#### 15. SEGMENT REPORTING

The Company has five reportable segments for separate disclosure in accordance with the FASB's authoritative guidance on disclosures about segments of an enterprise. Those five segments are: i) Integrated Telephony-International, which generates all of its revenues in Guyana and has all of its assets located in Guyana, ii) Rural Wireless, which generates all of its revenues in the United States and has all of its assets located in the United States, iii) Island Wireless, which generates its revenues in and has its assets in Bermuda and Turks and Caicos, iv) Integrated Telephony-Domestic, which generates all of its revenues and has all of its assets located in the United States and v) Wireless Data, which generates all of its revenues in and has all of its assets located in the U.S Virgin Islands. The operating segments are managed separately because each offers different services and serves different markets.

Island Wireless became a reportable segment upon completion of BDC's share repurchase and resulting increase in the Company's equity interest in BDC, effective May 15, 2008. Effective May 31, 2009, the Company discontinued providing wireless television services, and therefore has changed the name of its segment from "Wireless Television and Data" to "Wireless Data". The Company determined that the wireless television services operations were immaterial for reporting as discontinued operations in the Company's financial statements.

The following tables, which for 2008 have been conformed to the 2009 presentation, provide information for each operating segment (in thousands):

The following tables provide information for each operating segment (in thousands):

<b>For the Year Ended December 31, 2007</b>								
	<b>Integrated Telephony- International</b>	<b>Rural Wireless</b>	<b>Island Wireless</b>	<b>Integrated Telephony- Domestic</b>	<b>Wireless Data</b>	<b>Corporate</b>	<b>Eliminations</b>	<b>Consolidated</b>
Revenues .....	\$105,725	\$57,656	—	\$14,692	\$8,668	\$10,604	\$(10,604)	\$186,741
Depreciation and amortization ...	15,616	6,786	—	1,785	2,193	306	—	26,686
Impairment of long-lived assets .	—	—	—	—	4,400	—	—	4,400
Gain on disposition of long- lived assets .....	—	(5,961)	—	—	—	—	—	(5,961)
Non-cash stock-based compensation .....	—	—	—	127	—	886	—	1,013
Operating income (loss) .....	46,271	33,615	—	2,292	(6,315)	1,900	(10,604)	67,159

<b>For the Year Ended December 31, 2008</b>								
	<b>Integrated Telephony- International</b>	<b>Rural Wireless</b>	<b>Island Wireless</b>	<b>Integrated Telephony- Domestic</b>	<b>Wireless Data</b>	<b>Corporate</b>	<b>Eliminations</b>	<b>Consolidated</b>
Revenues .....	\$98,400	\$70,130	\$14,134	\$16,166	\$8,511	\$10,462	\$(10,462)	\$207,341
Depreciation and amortization .	16,587	9,436	1,863	2,071	1,271	297	—	31,525

Impairment of long-lived assets .....	—	—	—	—	—	—	—	—
Gain on disposition of long-lived assets .....	—	—	—	—	—	—	—	—
Non-cash stock-based compensation .....	—	—	—	127	—	850	—	977
Operating income (loss) .....	42,242	35,196	2,497	1,076	(1,999)	972	(10,462)	69,522

**For the Year Ended December 31, 2009**

	<b>Integrated Telephony- International</b>	<b>Rural Wireless</b>	<b>Island Wireless</b>	<b>Integrated Telephony- Domestic</b>	<b>Wireless Data</b>	<b>Corporate</b>	<b>Eliminations</b>	<b>Consolidated</b>
Revenues .....	\$91,051	\$104,688	\$20,785	\$18,953	\$6,226	\$11,006	\$(11,006)	\$241,703
Depreciation and amortization ..	16,740	14,626	3,418	2,648	1,216	241	—	38,889
Impairment of long-lived assets .....	—	—	—	—	—	—	—	—
Gain on disposition of long-lived assets .....	—	—	—	—	(400)	—	—	(400)
Non-cash stock-based compensation .....	—	—	—	127	—	1,278	—	1,405
Operating income (loss) .....	35,309	54,176	(192)	(641)	(2,388)	(5,567)	(11,006)	69,691

**Segment Assets**

	<b>Integrated Telephony- International</b>	<b>Rural Wireless</b>	<b>Island Wireless</b>	<b>Integrated Telephony- Domestic</b>	<b>Wireless Data</b>	<b>Corporate</b>	<b>Consolidated</b>
<b>December 31, 2008:</b>							
Net fixed assets .....	\$111,417	\$58,782	\$13,224	\$9,820	\$4,546	\$441	\$198,230
Goodwill .....	—	32,148	618	7,471	—	—	40,237
Total assets .....	166,168	123,793	41,687	25,952	5,796	83,158	446,554
<b>December 31, 2009:</b>							
Net fixed assets .....	\$117,931	\$68,560	\$16,584	\$8,829	\$4,165	\$946	\$217,015
Goodwill .....	—	32,148	722	7,491	—	—	40,361
Total assets .....	153,304	147,639	43,135	24,898	6,599	71,347	446,922

**Capital Expenditures**

<b>Year Ending December 31,</b>	<b>Integrated Telephony- International</b>	<b>Rural Wireless</b>	<b>Island Wireless</b>	<b>Integrated Telephony- Domestic</b>	<b>Wireless Data</b>	<b>Corporate</b>	<b>Consolidated</b>
2007 .....	\$25,941	\$21,108	\$—	\$1,328	\$378	\$139	\$48,894
2008 .....	15,107	29,155	1,260	878	933	20	47,353
2009 .....	24,975	24,694	6,774	1,120	1,412	744	59,719

## 16. SUBSEQUENT EVENTS

Other than the 2010 Credit Facility noted in Note 7, there were no subsequent events required to be recognized or disclosed in the financial statements.

**ATLANTIC TELE-NETWORK, INC. AND SUBSIDIARIES**

**NOTES TO CONSOLIDATED FINANCIAL STATEMENTS**

**17. QUARTERLY FINANCIAL DATA (UNAUDITED)**

Following is a summary of the Company's quarterly results of operations for the years ended December 31, 2008 and 2009 (in thousands):

	2008 Consolidated for the Three Months Ended			
	March 31	June 30	September 30	December 31
Total revenue .....	\$45,630	\$50,414	\$55,908	\$55,389
Operating expenses .....	29,976	32,356	35,552	39,935
Income from operations .....	15,654	18,058	20,356	15,454
Other income (expense), net .....	141	(111)	(393)	(572)
Income before income taxes .....	15,795	17,947	19,963	14,882
Income taxes .....	7,390	6,642	8,538	6,981
Income before equity in earnings of unconsolidated affiliate .....	8,405	11,305	11,425	7,901
Equity in earnings of unconsolidated affiliate .....	463	272	—	—
Net income .....	8,868	11,577	11,425	7,901
Net income attributable to non-controlling interests, net of tax .....	(1,001)	(1,373)	(1,286)	(1,313)
Net income attributable to Atlantic Tele-Network, Inc. stockholders .....	\$7,867	\$10,204	\$10,139	\$6,588
Earnings per share (basic) .....	\$0.52	\$0.67	\$0.67	\$0.43
Earnings per share (diluted) .....	\$0.51	\$0.67	\$0.67	\$0.43

	2009 Consolidated for the Three Months Ended			
	March 31	June 30	September 30	December 31
Total revenue .....	\$55,966	\$60,295	\$65,942	\$59,500
Operating expenses .....	39,189	42,183	42,793	47,847
Income from operations .....	16,777	18,112	23,149	11,653
Other income, net .....	(791)	(818)	(861)	522
Income before income taxes .....	15,986	17,294	22,288	12,175
Income taxes .....	6,956	7,342	9,919	6,943
Income before equity in earnings of unconsolidated affiliate .....	9,030	9,952	12,369	5,232
Equity in earnings of unconsolidated affiliate .....	—	—	—	—
Net income .....	9,030	9,952	12,369	5,232
Net income attributable to non-controlling interests, net of tax .....	(228)	(315)	(433)	(68)
Net income attributable to Atlantic Tele-Network, Inc. stockholders .....	\$8,802	\$9,637	\$11,936	\$5,164
Earnings per share (basic) .....	\$0.58	\$0.63	\$0.78	\$0.34
Earnings per share (diluted) .....	\$0.58	\$0.63	\$0.78	\$0.33

## ATLANTIC TELE-NETWORK, INC. AND SUBSIDIARIES

## VALUATION AND QUALIFYING ACCOUNTS

(Amounts in Thousands)

	Balance at Beginning of Year	Charged to Costs and Expenses	Deductions	Balance at End of Year
YEAR ENDED, December 31, 2007				
Description:				
Valuation allowance on foreign tax credit carryforwards .....	\$11,616	\$118	\$—	\$11,734
Allowance for doubtful accounts .....	1,374	1,196	1,311	1,259
	<u>\$12,990</u>	<u>\$1,314</u>	<u>\$1,311</u>	<u>\$12,993</u>
YEAR ENDED, December 31, 2008				
Description:				
Valuation allowance on foreign tax credit carryforwards .....	\$11,734	\$—	\$—	\$11,734
Allowance for doubtful accounts .....	1,259	2,021	810	2,470
	<u>\$12,993</u>	<u>\$2,021</u>	<u>\$810</u>	<u>\$14,204</u>
YEAR ENDED, December 31, 2009				
Description:				
Valuation allowance on foreign tax credit carryforwards .....	\$11,734	\$—	\$—	\$11,734
Allowance for doubtful accounts .....	2,470	1,592	30	4,032
	<u>\$14,204</u>	<u>\$1,592</u>	<u>\$30</u>	<u>\$15,766</u>

**EXHIBIT INDEX**  
**to Form 10-K for the Year Ended December 31, 2009**

- 2.1 Purchase Agreement by and between Atlantic Tele-Network, Inc. and Cellco Partnership d/b/a Verizon Wireless, dated as of June 9, 2009 (incorporated by reference to Exhibit 2.1 of the Company's Current Report on Form 8-K (File No. 001-12593) filed on June 15, 2009).
- 3.1 Restated Certificate of Incorporation of Atlantic Tele-Network, Inc. (incorporated by reference to Exhibit 4.1 to the Company's Registration Statement on Form S-8 (File No. 333-62416) filed June 6, 2001).
- 3.2 Certificate of Amendment to the Restated Certificate of Incorporation of Atlantic Tele-Network, Inc., as filed with the Delaware Secretary of State on August 14, 2006 (incorporated by reference to Exhibit 3.2 to the Company's Quarterly Report on Form 10-Q (File No. 001-12593) for the quarterly period ended June 30, 2006 filed August 14, 2006).
- 3.3 By-Laws of Atlantic Tele-Network, Inc., as amended and restated on March 7, 2006 (incorporated by reference to Exhibit 3.2 to the Company's Annual Report on Form 10-K (File No. 001-12593) for the year ended December 31, 2005 filed March 31, 2006).
- 10.1\* Atlantic Tele-Network, Inc. 1998 Stock Option Plan (as amended May 24, 2007 incorporated by reference to Appendix A to the Company's Proxy Statement on Schedule 14A (File No. 001-12593) filed April 30, 2007).
- 10.2\* Director's Remuneration Plan as amended as of November 2, 1999 (incorporated by reference to Exhibit 4.7 to the Company's Registration Statement on Form S-8 (File No. 333-62416) filed June 6, 2001).
- 10.3\* Form of Incentive Stock Option Agreement under 1998 Stock Option Plan (incorporated by reference to Exhibit 4.8 to the Company's Registration Statement on Form S-8 (File No. 333-62416) filed June 6, 2001).
- 10.4\* 2005 Restricted Stock and Incentive Plan (incorporated by reference to Exhibit 4.5 to the Company's Registration Statement on Form S-8 (File No. 333-62416) filed May 24, 2005).
- 10.5\* Atlantic Tele-Network, Inc. 2008 Equity Incentive Plan (incorporated by reference to Appendix A of the Definitive Proxy Statement on Schedule 14A (File No. 001-12593) filed on April 23, 2008).
- 10.6\* Form of Notice of Grant of Restricted Stock and Restricted Stock Agreement under 2008 Equity Incentive Plan (Non-Employee Directors) (incorporated by reference to Exhibit 10.2 of the Company's Current Report on Form 8-K (File No. 001-12593) filed on May 21, 2008).
- 10.7\* Form of Notice of Grant of Restricted Stock and Restricted Stock Agreement under 2008 Equity Incentive Plan (incorporated by reference to Exhibit 10.3 of the Company's Current Report on Form 8-K (File No. 001-12593) filed on May 21, 2008).
- 10.8\* Form of Notice of Grant of Incentive Stock Option and Option Agreement under 2008 Equity Incentive Plan (incorporated by reference to Exhibit 10.4 of the Company's Current Report on Form 8-K (File No. 001-12593) filed on May 21, 2008).
- 10.9\* Form of Notice of Grant of Nonqualified Stock Option and Option Agreement under 2008 Equity Incentive Plan (incorporated by reference to Exhibit 10.5 of the Company's Current Report on Form 8-K (File No. 001-12593) filed on May 21, 2008).
- 10.10\* Deferred Compensation Plan for Select Employees of Atlantic Tele-Network, Inc. (incorporated by reference to Exhibit 10.1 of the Company's Current Report on Form 8-K (File No. 001-12593) filed January 6, 2009).
- 10.11 Credit Agreement dated as of September 10, 2008 by and between Atlantic Tele-Network, Inc., as Borrower, CoBank, ACB, as Administrative Agent, Arranger and Issuing Lender, the Guarantors named therein, and the other Lenders named therein. (incorporated by reference to Exhibit 10.1 of the Company's Current Report on Form 8-K (File No. 001-12593) filed on September 12, 2008).
- 10.12 Amended and Restated Credit Agreement dated as of January 20, 2010 by and among Atlantic Tele-Network, Inc., as Borrower, CoBank, ACB, as Administrative Agent, Arranger, Issuing Lender and a Lender, the Guarantors named therein, and the other Lenders named therein (incorporated by reference to Exhibit 10.1 of the Company's Current Report on Form 8-K (File No. 001-12593) filed on January 25, 2010).
- 10.13 Agreement between the Government of the Co-Operative Republic of Guyana and Atlantic Tele-Network, Inc., dated June 18, 1990 (incorporated by reference to Exhibit 10.1 to the Company's Quarterly Report on Form 10-Q (File No. 001-12593) for the quarterly period ended March 31, 2006 filed on May 15, 2006).
- 21 Subsidiaries of Atlantic Tele-Network, Inc.
- 23.1 Consent of Independent Registered Public Accounting Firm-PricewaterhouseCoopers LLP.
- 31.1 Certification of Principal Executive Officer pursuant to Rule 13a-14(a) of the Securities Exchange Act of 1934, as adopted pursuant to Rule 302 of the Sarbanes-Oxley Act of 2002.
- 31.2 Certification of Principal Financial Officer pursuant to Rule 13a-14(a) of the Securities Exchange Act of 1934, as adopted pursuant to Rule 302 of the Sarbanes-Oxley Act of 2002.
- 32.1 Certification of Principal Executive Officer pursuant to 18 U.S.C. Section 1350, as adopted pursuant to Section 906 of the Sarbanes-Oxley Act of 2002.

32.2 Certification of Principal Financial Officer pursuant to 18 U.S.C. Section 1350, as adopted pursuant to Section 906 of the Sarbanes-Oxley Act of 2002.

---

\* Management contract or compensatory plan or arrangement.

**SUBSIDIARIES OF ATLANTIC TELE-NETWORK, INC.**

	<u>Jurisdiction of Incorporation</u>
Bermuda Digital Communications, Ltd. ....	Bermuda
Guyana Telephone and Telegraph Company Limited .....	Guyana
Choice Communications, LLC .....	United States Virgin Islands
Commnet Wireless, LLC .....	Delaware
Commnet Four Corners, LLC .....	Delaware
Excomm, LLC .....	Delaware
Commnet Midwest, LLC .....	Delaware
Elbert County Wireless, LLC .....	Colorado
Commnet of Arizona, LLC .....	Delaware
Gila County Wireless, LLC .....	Delaware
Commnet of Nevada, LLC.....	Delaware
Commnet NV, LLC .....	Delaware
Commnet of Florida, LLC .....	Florida
Mora Valley Wireless, LP .....	Delaware
Sovernet Holding Corp. ....	Delaware
Sovernet, Inc. ....	Vermont
ION Holdco, LLC .....	Delaware
National Mobile Communications Corp. ....	Massachusetts
Islandcom Telecommunications, Ltd. ....	Turks & Caicos Islands

**CONSENT OF INDEPENDENT REGISTERED PUBLIC ACCOUNTING FIRM**

We hereby consent to the incorporation by reference in the Registration Statements on Form S-3 (No. 333-133103) and Form S-8 (No. 333-62416, 333-125179, and 333-150940) of Atlantic Tele-Network, Inc. of our report dated March 16, 2010 relating to the financial statements, financial statement schedule and the effectiveness of internal control over financial reporting, which appears in this Form 10-K.

/s/ PricewaterhouseCoopers LLP  
Boston, Massachusetts  
March 16, 2010



**CERTIFICATIONS PURSUANT TO  
RULE 13a-14(a) OR RULE 15d-14(a),  
AS ADOPTED PURSUANT TO  
RULE 302 OF THE SARBANES-OXLEY ACT OF 2002**

I, Michael T. Prior, certify that:

1. I have reviewed this annual report on Form 10-K of Atlantic Tele-Network, Inc.;
2. Based on my knowledge, this report does not contain any untrue statement of a material fact or omit to state a material fact necessary to make the statements made, in light of the circumstances under which such statements were made, not misleading with respect to the period covered by this report;
3. Based on my knowledge, the financial statements, and other financial information included in this report, fairly present in all material respects the financial condition, results of operations and cash flows of the registrant as of, and for, the periods presented in this report;
4. The registrant's other certifying officer(s) and I are responsible for establishing and maintaining disclosure controls and procedures (as defined in Exchange Act Rules 13a-15(e) and 15d-15(e)) and internal control over financial reporting (as defined in Exchange Act Rules 13a-15(f) and 15d-15(f)) for the registrant and have:
  - a) Designed such disclosure controls and procedures, or caused such disclosure controls and procedures to be designed under our supervision, to ensure that material information relating to the registrant, including its consolidated subsidiaries, is made known to us by others within those entities, particularly during the period in which this report is being prepared;
  - b) Designed such internal control over financial reporting, or caused such internal control over financial reporting to be designed under our supervision, to provide reasonable assurance regarding the reliability of financial reporting and the preparation of financial statements for external purposes in accordance with generally accepted accounting principles;
  - c) Evaluated the effectiveness of the registrant's disclosure controls and procedures and presented in this report our conclusions about the effectiveness of the disclosure controls and procedures, as of the end of the period covered by this report based on such evaluation; and
  - d) Disclosed in this report any change in the registrant's internal control over financial reporting that occurred during the registrant's most recent fiscal quarter (the registrant's fourth fiscal quarter in the case of an annual report) that has materially affected, or is reasonably likely to materially affect, the registrant's internal control over financial reporting; and
5. The registrant's other certifying officer(s) and I have disclosed, based on our most recent evaluation of internal control over financial reporting, to the registrant's auditors and the audit committee of the registrant's board of directors (or persons performing the equivalent functions):
  - a) All significant deficiencies and material weakness in the design or operation of internal control over financial reporting which are reasonably likely to adversely affect the registrant's ability to record, process, summarize and report financial information; and
  - b) Any fraud, whether or not material, that involves management or other employees who have a significant role in the registrant's internal control over financial reporting.

Dated: March 16, 2010

By: /s/ MICHAEL T. PRIOR

Michael T. Prior  
*President and Chief Executive Officer*



**CERTIFICATIONS PURSUANT TO  
RULE 13a-14(a) OR RULE 15d-14(a),  
AS ADOPTED PURSUANT TO  
RULE 302 OF THE SARBANES-OXLEY ACT OF 2002**

I, Justin D. Benincasa, certify that:

1. I have reviewed this annual report on Form 10-K of Atlantic Tele-Network, Inc.;
2. Based on my knowledge, this report does not contain any untrue statement of a material fact or omit to state a material fact necessary to make the statements made, in light of the circumstances under which such statements were made, not misleading with respect to the period covered by this report;
3. Based on my knowledge, the financial statements, and other financial information included in this report, fairly present in all material respects the financial condition, results of operations and cash flows of the registrant as of, and for, the periods presented in this report;
4. The registrant's other certifying officer(s) and I are responsible for establishing and maintaining disclosure controls and procedures (as defined in Exchange Act Rules 13a-15(e) and 15d-15(e)) and internal control over financial reporting (as defined in Exchange Act Rules 13a-15(f) and 15d-15(f)) for the registrant and have:
  - a) Designed such disclosure controls and procedures, or caused such disclosure controls and procedures to be designed under our supervision, to ensure that material information relating to the registrant, including its consolidated subsidiaries, is made known to us by others within those entities, particularly during the period in which this report is being prepared;
  - b) Designed such internal control over financial reporting, or caused such internal control over financial reporting to be designed under our supervision, to provide reasonable assurance regarding the reliability of financial reporting and the preparation of financial statements for external purposes in accordance with generally accepted accounting principles;
  - c) Evaluated the effectiveness of the registrant's disclosure controls and procedures and presented in this report our conclusions about the effectiveness of the disclosure controls and procedures, as of the end of the period covered by this report based on such evaluation; and
  - d) Disclosed in this report any change in the registrant's internal control over financial reporting that occurred during the registrant's most recent fiscal quarter (the registrant's fourth fiscal quarter in the case of an annual report) that has materially affected, or is reasonably likely to materially affect, the registrant's internal control over financial reporting; and
5. The registrant's other certifying officer(s) and I have disclosed, based on our most recent evaluation of internal control over financial reporting, to the registrant's auditors and the audit committee of the registrant's board of directors (or persons performing the equivalent functions):
  - a) All significant deficiencies and material weakness in the design or operation of internal control over financial reporting which are reasonably likely to adversely affect the registrant's ability to record, process, summarize and report financial information; and
  - b) Any fraud, whether or not material, that involves management or other employees who have a significant role in the registrant's internal control over financial reporting.

Dated: March 16, 2010

By: /s/ JUSTIN D. BENINCASA

Justin D. Benincasa  
*Chief Financial Officer and Treasurer*



**CERTIFICATION PURSUANT TO  
18 U.S.C. SECTION 1350,  
AS ADOPTED PURSUANT TO  
SECTION 906 OF THE SARBANES-OXLEY ACT OF 2002**

In connection with the annual report on Form 10-K of Atlantic Tele-Network, Inc. (the "Company") for the period ending December 31, 2009 as filed with the Securities and Exchange Commission on the date hereof (the "Report"), I, Michael T. Prior, President and Chief Executive Officer of the Company, certify, pursuant to 18 U.S.C. § 1350, as adopted pursuant to § 906 of the Sarbanes-Oxley Act of 2002, that:

1. the Report fully complies with the requirements of Section 13(a) or 15(d) of the Securities Exchange Act of 1934; and
2. the information contained in the Report fairly presents, in all material respects, the financial condition and results of operations of the Company.

Dated: March 16, 2010

/s/ MICHAEL T. PRIOR

Michael T. Prior  
*President and Chief Executive Officer*

**CERTIFICATION PURSUANT TO  
18 U.S.C. SECTION 1350,  
AS ADOPTED PURSUANT TO  
SECTION 906 OF THE SARBANES-OXLEY ACT OF 2002**

In connection with the annual report on Form 10-K of Atlantic Tele-Network, Inc. (the “Company”) for the period ending December 31, 2009 as filed with the Securities and Exchange Commission on the date hereof (the “Report”), I, Justin D. Benincasa, Chief Financial Officer and Treasurer of the Company, certify, pursuant to 18 U.S.C. § 1350, as adopted pursuant to § 906 of the Sarbanes-Oxley Act of 2002, that:

1. the Report fully complies with the requirements of Section 13(a) or 15(d) of the Securities Exchange Act of 1934; and
2. the information contained in the Report fairly presents, in all material respects, the financial condition and results of operations of the Company.

Dated: March 16, 2010

/s/ JUSTIN D. BENINCASA

Justin D. Benincasa  
*Chief Financial Officer and Treasurer*