

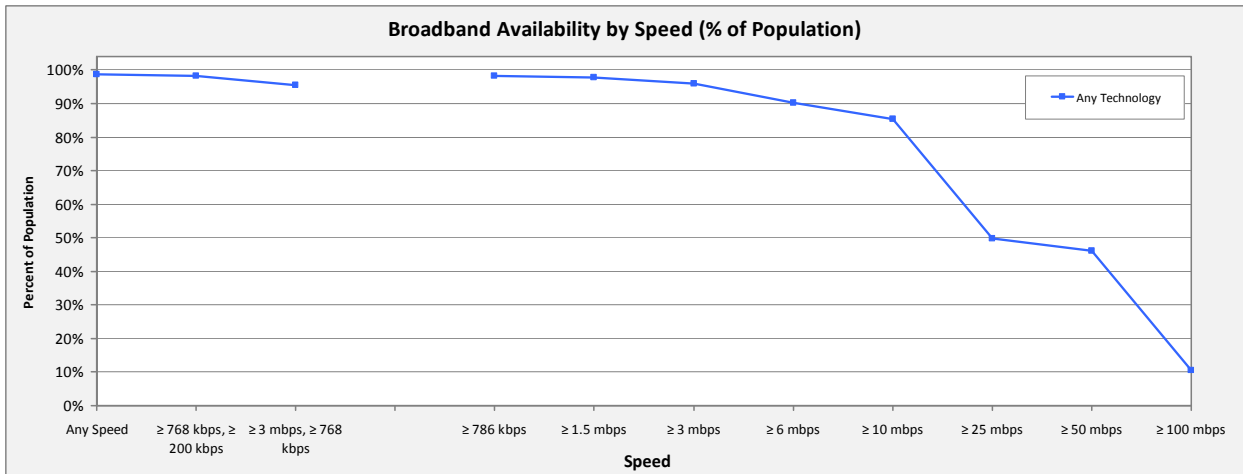
Report Description:

This report illustrates the percent of population with reported access to broadband speeds by technology type.

- Data as of June 2011, Report published February 2011

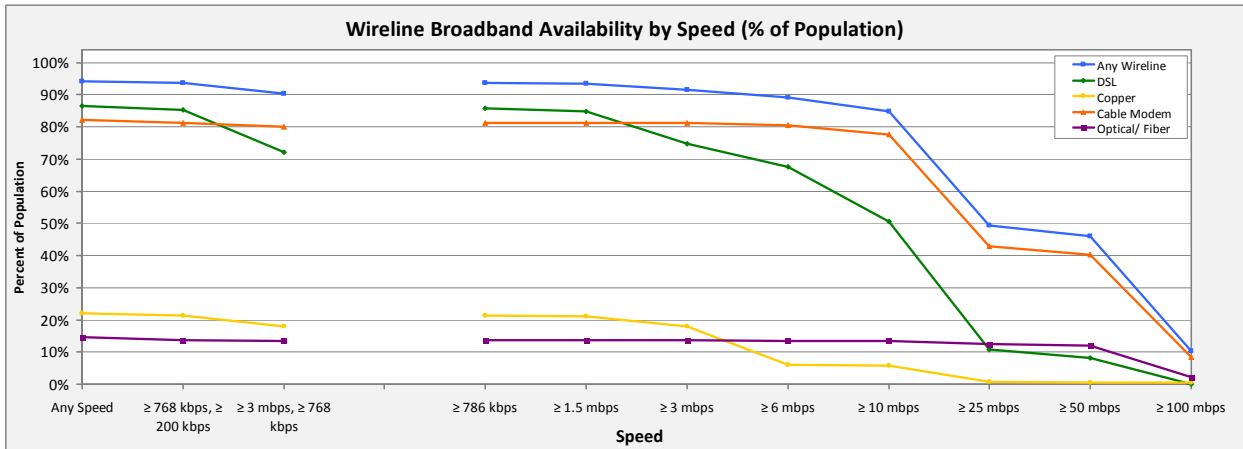
Graph: Any Technology

This graph illustrates the percent of population nationwide with access to any technology, by speed tier.



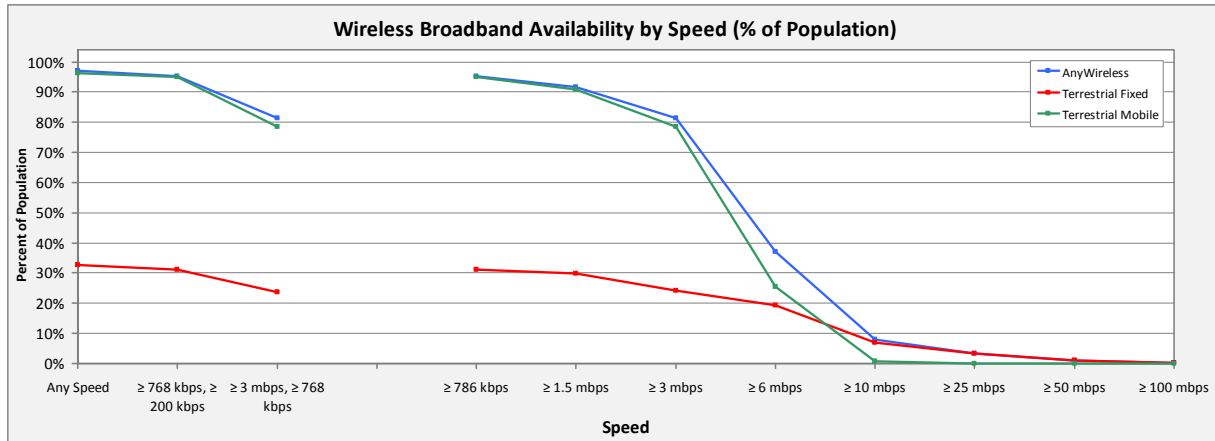
Graph: Wireline Technology

This graph illustrates the percent of population nationwide with access to wireline technologies, by speed tier.



Graph: Wireless Technology

This graph illustrates the percent of population nationwide with access to wireless technologies, by speed tier.



Nationwide Availability of Broadband Speed (Download, Upload) by Technology Type

Technology	Any Speed				BB Speed > 768 DL / 200 UL				BB Speed > 3 DL / 768 UL			
	HHU	% Margin of Error (+ / -)	Pop	% Margin of Error (+ / -)	HHU	% Margin of Error (+ / -)	Pop	% Margin of Error (+ / -)	HHU	% Margin of Error (+ / -)	Pop	% Margin of Error (+ / -)
Any Technology	98.69%	0.53%	98.72%	0.53%	98.29%	0.54%	98.32%	0.55%	95.55%	0.53%	95.49%	0.55%
Wireline	94.29%	0.00%	94.22%	0.00%	93.73%	0.00%	93.67%	0.00%	90.41%	0.00%	90.25%	0.00%
DSL	86.80%	0.00%	86.59%	0.00%	85.59%	0.00%	85.39%	0.00%	73.00%	0.00%	72.22%	0.00%
Asymmetric	86.49%	0.00%	86.28%	0.00%	85.26%	0.00%	85.06%	0.00%	72.86%	0.00%	72.09%	0.00%
Symmetric	13.43%	0.00%	13.01%	0.00%	13.09%	0.00%	12.71%	0.00%	5.07%	0.00%	4.79%	0.00%
Copper	22.32%	0.00%	22.08%	0.00%	21.62%	0.00%	21.41%	0.00%	18.17%	0.00%	17.96%	0.00%
Cable	82.32%	0.00%	82.17%	0.00%	81.48%	0.00%	81.34%	0.00%	80.20%	0.00%	80.10%	0.00%
DOCSIS 3.0	29.07%	0.00%	29.06%	0.00%	27.83%	0.00%	27.86%	0.00%	27.72%	0.00%	27.76%	0.00%
Cable Other	59.10%	0.00%	59.04%	0.00%	58.96%	0.00%	58.89%	0.00%	57.51%	0.00%	57.51%	0.00%
Fiber	14.37%	0.00%	14.51%	0.00%	13.46%	0.00%	13.63%	0.00%	13.25%	0.00%	13.44%	0.00%
BPL	0.02%	0.00%	0.02%	0.00%	0.01%	0.00%	0.01%	0.00%	0.01%	0.00%	0.01%	0.00%
Any Wireless	96.84%	1.63%	96.93%	1.62%	95.21%	1.63%	95.35%	1.62%	81.34%	2.09%	81.33%	2.17%
Terrestrial Fixed	32.34%	3.45%	32.80%	3.53%	30.77%	3.45%	31.26%	3.53%	23.07%	2.60%	23.73%	2.66%
Unlicensed	21.29%	3.08%	21.53%	3.12%	21.25%	3.08%	21.49%	3.11%	15.80%	2.29%	16.12%	2.31%
Licensed	18.23%	1.12%	18.61%	1.18%	16.67%	1.12%	17.10%	1.18%	13.15%	0.77%	13.73%	0.83%
Terrestrial Mobile	96.15%	1.72%	96.26%	1.71%	94.88%	1.69%	95.03%	1.68%	78.66%	2.05%	78.53%	2.14%
Other	1.55%	0.08%	1.54%	0.08%	0.15%	0.00%	0.14%	0.00%	0.08%	0.00%	0.08%	0.00%

Nationwide Availability of Broadband Download Speed by Technology Type

Technology	BB Speed > 768 mbps DL				BB Speed > 1.5 mbps DL				BB Speed > 3 mbps DL				BB Speed > 6 mbps DL			
	HHU	% Margin of Error (+ / -)	Pop	% Margin of Error (+ / -)	HHU	% Margin of Error (+ / -)	Pop	% Margin of Error (+ / -)	HHU	% Margin of Error (+ / -)	Pop	% Margin of Error (+ / -)	HHU	% Margin of Error (+ / -)	Pop	% Margin of Error (+ / -)
Any Technology	98.30%	0.54%	98.33%	0.54%	97.67%	0.54%	97.70%	0.55%	96.05%	0.49%	95.98%	0.50%	90.39%	0.17%	90.33%	0.19%
Wireline	93.80%	0.00%	93.73%	0.00%	93.47%	0.00%	93.40%	0.00%	91.72%	0.00%	91.52%	0.00%	89.25%	0.00%	89.08%	0.00%
DSL	85.88%	0.00%	85.69%	0.00%	84.97%	0.00%	84.76%	0.00%	75.69%	0.00%	74.78%	0.00%	68.45%	0.00%	67.62%	0.00%
Asymmetric	85.57%	0.00%	85.37%	0.00%	84.66%	0.00%	84.45%	0.00%	75.42%	0.00%	74.51%	0.00%	68.34%	0.00%	67.51%	0.00%
Symmetric	13.09%	0.00%	12.71%	0.00%	10.41%	0.00%	10.07%	0.00%	5.88%	0.00%	5.61%	0.00%	0.33%	0.00%	0.30%	0.00%
Copper	21.62%	0.00%	21.41%	0.00%	21.32%	0.00%	21.12%	0.00%	18.19%	0.00%	17.98%	0.00%	6.27%	0.00%	6.02%	0.00%
Cable	81.49%	0.00%	81.35%	0.00%	81.40%	0.00%	81.27%	0.00%	81.29%	0.00%	81.16%	0.00%	80.67%	0.00%	80.55%	0.00%
DOCSIS 3.0	27.83%	0.00%	27.86%	0.00%	27.82%	0.00%	27.85%	0.00%	27.83%	0.00%	27.83%	0.00%	27.75%	0.00%	27.78%	0.00%
Cable Other	58.97%	0.00%	58.91%	0.00%	58.90%	0.00%	58.83%	0.00%	58.78%	0.00%	58.73%	0.00%	58.17%	0.00%	58.13%	0.00%
Fiber	13.54%	0.00%	13.71%	0.00%	13.52%	0.00%	13.70%	0.00%	13.40%	0.00%	13.60%	0.00%	13.24%	0.00%	13.44%	0.00%
BPL	0.01%	0.00%	0.01%	0.00%	0.01%	0.00%	0.01%	0.00%	0.01%	0.00%	0.01%	0.00%	0.00%	0.00%	0.00%	0.00%
Any Wireless	95.22%	1.63%	95.36%	1.62%	91.42%	1.88%	91.60%	1.90%	81.38%	2.08%	81.36%	2.16%	36.40%	2.53%	37.15%	2.68%
Terrestrial Fixed	30.77%	3.45%	31.26%	3.53%	29.21%	3.30%	29.74%	3.37%	23.66%	2.69%	24.28%	2.75%	18.50%	1.64%	19.20%	1.72%
Unlicensed	21.25%	3.08%	21.49%	3.11%	19.68%	2.89%	19.95%	2.91%	16.37%	2.38%	16.66%	2.40%	10.90%	1.47%	11.23%	1.48%
Licensed	16.67%	1.12%	17.10%	1.18%	16.48%	1.10%	16.90%	1.15%	13.32%	0.79%	13.88%	0.85%	12.38%	0.67%	12.87%	0.72%
Terrestrial Mobile	94.88%	1.68%	95.04%	1.68%	90.70%	1.89%	90.91%	1.92%	78.66%	2.05%	78.53%	2.14%	25.14%	1.79%	25.51%	1.92%
Other	0.15%	0.00%	0.14%	0.00%	0.15%	0.00%	0.14%	0.00%	0.12%	0.00%	0.12%	0.00%	0.08%	0.00%	0.08%	0.00%

Technology	BB Speed > 10 mbps DL				BB Speed > 25 mbps DL				BB Speed > 50 mbps DL				BB Speed > 100 mbps DL			
	HHU	% Margin of Error (+ / -)	Pop	% Margin of Error (+ / -)	HHU	% Margin of Error (+ / -)	Pop	% Margin of Error (+ / -)	HHU	% Margin of Error (+ / -)	Pop	% Margin of Error (+ / -)	HHU	% Margin of Error (+ / -)	Pop	% Margin of Error (+ / -)
Any Technology	85.48%	0.09%	85.37%	0.10%	49.47%	0.14%	49.79%	0.14%	45.66%	0.05%	46.11%	0.05%	10.19%	0.05%	10.54%	0.05%
Wireline	84.95%	0.00%	84.81%	0.00%	49.00%	0.00%	49.31%	0.00%	45.45%	0.00%	45.90%	0.00%	10.01%	0.00%	10.36%	0.00%
DSL	51.32%	0.00%	50.66%	0.00%	10.61%	0.00%	10.69%	0.00%	7.89%	0.00%	8.07%	0.00%	0.01%	0.00%	0.01%	0.00%
Asymmetric	51.23%	0.00%	50.57%	0.00%	10.49%	0.00%	10.60%	0.00%	7.88%	0.00%	8.06%	0.00%	0.00%	0.00%	0.00%	0.00%
Symmetric	0.19%	0.00%	0.17%	0.00%	0.11%	0.00%	0.09%	0.00%	0.01%	0.00%	0.01%	0.00%	0.01%	0.00%	0.01%	0.00%
Copper	6.00%	0.00%	5.77%	0.00%	0.79%	0.00%	0.72%	0.00%	0.44%	0.00%	0.40%	0.00%	0.40%	0.00%	0.36%	0.00%
Cable	77.68%	0.00%	77.65%	0.00%	42.83%	0.00%	42.94%	0.00%	39.95%	0.00%	40.19%	0.00%	8.12%	0.00%	8.50%	0.00%
DOCSIS 3.0	27.47%	0.00%	27.50%	0.00%	24.63%	0.00%	24.78%	0.00%	23.89%	0.00%	24.05%	0.00%	6.36%	0.00%	6.70%	0.00%
Cable Other	55.23%	0.00%	55.28%	0.00%	21.29%	0.00%	21.40%	0.00%	19.14%	0.00%	19.38%	0.00%	4.61%	0.00%	4.79%	0.00%
Fiber	13.15%	0.00%	13.35%	0.00%	12.26%	0.00%	12.45%	0.00%	11.87%	0.00%	12.06%	0.00%	2.12%	0.00%	2.14%	0.00%
BPL	0.00%	0.00%	0.00%	0.00%	0.00%	0.00%	0.00%	0.00%	0.00%	0.00%	0.00%	0.00%	0.00%	0.00%	0.00%	0.00%
Any Wireless	7.75%	1.34%	7.86%	1.38%	3.28%	0.37%	3.36%	0.37%	1.11%	0.15%	1.12%	0.16%	0.18%	0.05%	0.18%	0.05%
Terrestrial Fixed	6.93%	1.04%	7.06%	1.07%	3.28%	0.37%	3.36%	0.37%	1.11%	0.15%	1.12%	0.16%	0.18%	0.05%	0.18%	0.05%
Unlicensed	4.95%	0.60%	5.07%	0.59%	2.42%	0.30%	2.50%	0.30%	0.28%	0.10%	0.28%	0.10%	0.10%	0.04%	0.10%	0.04%
Licensed	3.67%	0.50%	3.74%	0.53%	0.85%	0.07%	0.86%	0.07%	0.83%	0.05%	0.84%	0.05%	0.08%	0.00%	0.08%	0.00%
Terrestrial Mobile	0.82%	0.30%	0.79%	0.31%	0.00%	0.00%	0.00%	0.00%	0.00%	0.00%	0.00%	0.00%	0.00%	0.00%	0.00%	0.00%
Other	0.08%	0.00%	0.08%	0.00%	0.08%	0.00%	0.08%	0.00%	0.03%	0.00%	0.03%	0.00%	0.00%	0.00%	0.00%	0.00%