

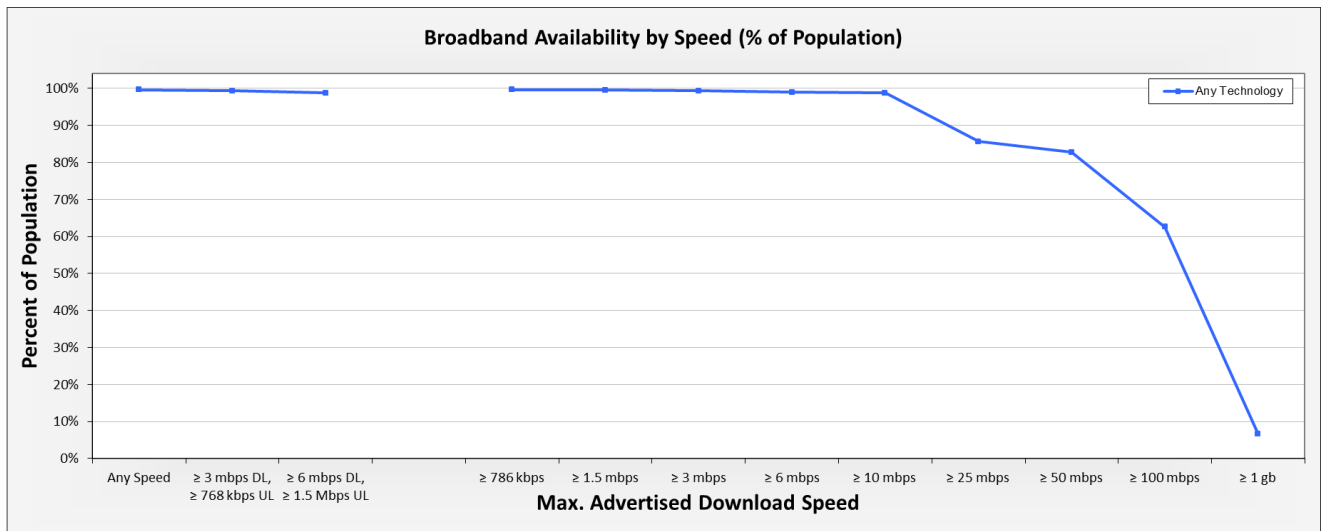
## Report Description:

This report illustrates the percent of population with reported access to broadband speeds by technology type.

- Data as of December 2013, Report published July 2014\*

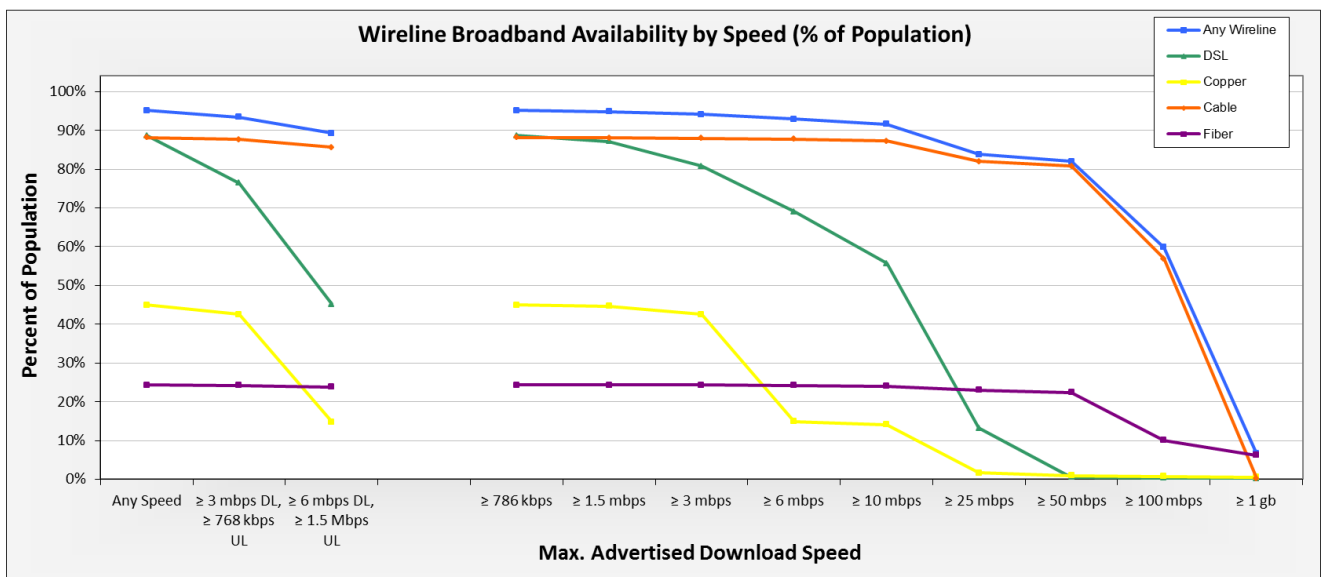
## Graph: Any Technology

This graph illustrates the percent of population nationwide with access to any technology, by speed tier.



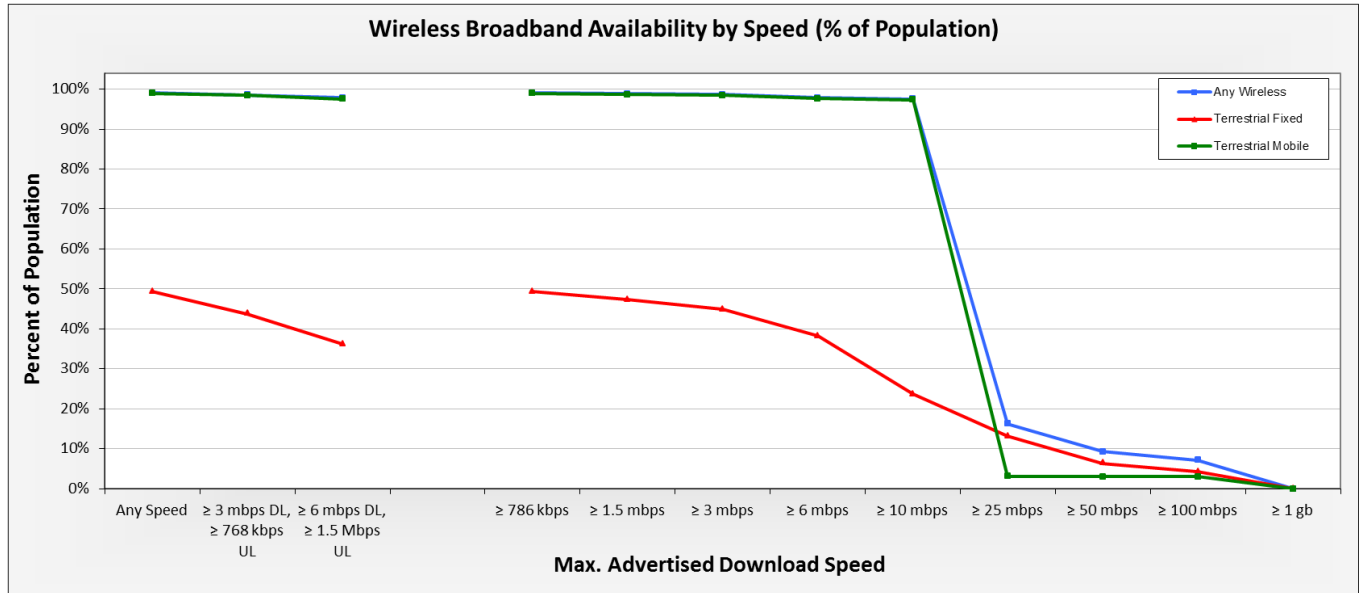
## Graph: Wireline Technology

This graph illustrates the percent of population nationwide with access to wireline technologies, by speed tier.



**Graph: Wireless Technology**

This graph illustrates the percent of population nationwide with access to wireless technologies, by speed tier.



## Nationwide Availability of Broadband Speed (Download, Upload) by Technology Type

Technology	Any Speed				BB Speed > 3 DL / 768 UL				BB Speed > 6 DL / 1.5 UL			
	HU	% Margin of Error (+ / -)	Pop	% Margin of Error (+ / -)	HU	% Margin of Error (+ / -)	Pop	% Margin of Error (+ / -)	HU	% Margin of Error (+ / -)	Pop	% Margin of Error (+ / -)
<b>Any Technology</b>	99.44%	0.44%	99.60%	0.32%	99.06%	0.67%	99.33%	0.50%	98.32%	1.01%	98.74%	0.79%
<b>Wireline</b>	94.65%	0.00%	95.10%	0.00%	92.81%	0.00%	93.39%	0.00%	88.49%	0.00%	89.23%	0.00%
<b>DSL</b>	88.41%	0.00%	88.60%	0.00%	76.26%	0.00%	76.37%	0.00%	44.94%	0.00%	45.16%	0.00%
<i>Asymmetric</i>	88.31%	0.00%	88.51%	0.00%	75.79%	0.00%	75.87%	0.00%	39.50%	0.00%	39.87%	0.00%
<i>Symmetric</i>	22.75%	0.00%	22.59%	0.00%	16.41%	0.00%	16.18%	0.00%	10.17%	0.00%	9.90%	0.00%
<b>Copper</b>	43.69%	0.00%	44.96%	0.00%	41.26%	0.00%	42.48%	0.00%	14.38%	0.00%	14.85%	0.00%
<b>Cable</b>	87.21%	0.00%	88.10%	0.00%	86.76%	0.00%	87.67%	0.00%	84.70%	0.00%	85.66%	0.00%
<i>DOCSIS 3.0</i>	81.78%	0.00%	82.62%	0.00%	81.71%	0.00%	82.56%	0.00%	81.34%	0.00%	82.21%	0.00%
<i>Cable Other</i>	8.66%	0.00%	8.55%	0.00%	7.76%	0.00%	7.73%	0.00%	5.80%	0.00%	5.79%	0.00%
<b>Fiber</b>	24.07%	0.00%	24.34%	0.00%	23.97%	0.00%	24.25%	0.00%	23.48%	0.00%	23.78%	0.00%
<b>BPL</b>	0.07%	0.00%	0.06%	0.00%	0.00%	0.00%	0.00%	0.00%	0.00%	0.00%	0.00%	0.00%
<b>Any Wireless</b>	98.72%	1.05%	99.07%	0.77%	98.11%	1.42%	98.63%	1.06%	97.15%	1.81%	97.82%	1.41%
<i>Terrestrial Fixed</i>	48.18%	4.98%	49.33%	4.78%	42.50%	4.37%	43.74%	4.20%	34.81%	3.68%	36.11%	3.59%
<i>Unlicensed</i>	44.00%	4.89%	45.07%	4.69%	37.41%	4.08%	38.59%	3.93%	30.01%	3.22%	31.30%	3.15%
<i>Licensed</i>	17.46%	1.74%	17.76%	1.73%	15.87%	1.59%	16.19%	1.59%	12.23%	1.17%	12.38%	1.16%
<i>Terrestrial Mobile</i>	98.61%	1.11%	99.00%	0.81%	97.88%	1.50%	98.46%	1.13%	96.87%	1.90%	97.61%	1.48%
<b>Other</b>	0.00%	0.00%	0.00%	0.00%	0.00%	0.00%	0.00%	0.00%	0.00%	0.00%	0.00%	0.00%

## Nationwide Availability of Broadband Download Speed by Technology Type

Technology	BB Speed > 768 mbps DL				BB Speed > 1.5 mbps DL				BB Speed > 3 mbps DL				BB Speed > 6 mbps DL			
	HU	% Margin of Error (+ / -)	Pop	% Margin of Error (+ / -)	HU	% Margin of Error (+ / -)	Pop	% Margin of Error (+ / -)	HU	% Margin of Error (+ / -)	Pop	% Margin of Error (+ / -)	HU	% Margin of Error (+ / -)	Pop	% Margin of Error (+ / -)
<b>Any Technology</b>	99.44%	0.44%	99.60%	0.32%	99.30%	0.53%	99.50%	0.40%	99.12%	0.63%	99.38%	0.47%	98.66%	0.84%	99.01%	0.65%
<b>Wireline</b>	94.65%	0.00%	95.10%	0.00%	94.31%	0.00%	94.79%	0.00%	93.55%	0.00%	94.07%	0.00%	92.29%	0.00%	92.90%	0.00%
<b>DSL</b>	88.41%	0.00%	88.60%	0.00%	86.97%	0.00%	87.14%	0.00%	80.67%	0.00%	80.75%	0.00%	69.00%	0.00%	69.04%	0.00%
<i>Asymmetric</i>	88.31%	0.00%	88.51%	0.00%	86.85%	0.00%	87.03%	0.00%	80.53%	0.00%	80.61%	0.00%	68.57%	0.00%	68.59%	0.00%
<i>Symmetric</i>	22.75%	0.00%	22.59%	0.00%	22.27%	0.00%	22.12%	0.00%	16.41%	0.00%	16.18%	0.00%	10.36%	0.00%	10.07%	0.00%
<b>Copper</b>	43.69%	0.00%	44.96%	0.00%	43.40%	0.00%	44.68%	0.00%	41.27%	0.00%	42.49%	0.00%	14.39%	0.00%	14.86%	0.00%
<b>Cable</b>	87.21%	0.00%	88.10%	0.00%	87.16%	0.00%	88.05%	0.00%	87.09%	0.00%	87.98%	0.00%	86.82%	0.00%	87.73%	0.00%
<i>DOCSIS 3.0</i>	81.78%	0.00%	82.62%	0.00%	81.78%	0.00%	82.61%	0.00%	81.77%	0.00%	82.61%	0.00%	81.76%	0.00%	82.60%	0.00%
<i>Cable Other</i>	8.66%	0.00%	8.55%	0.00%	8.60%	0.00%	8.49%	0.00%	8.53%	0.00%	8.42%	0.00%	8.22%	0.00%	8.12%	0.00%
<b>Fiber</b>	24.07%	0.00%	24.34%	0.00%	24.06%	0.00%	24.34%	0.00%	24.00%	0.00%	24.28%	0.00%	23.89%	0.00%	24.18%	0.00%
<b>BPL</b>	0.07%	0.00%	0.06%	0.00%	0.07%	0.00%	0.06%	0.00%	0.00%	0.00%	0.00%	0.00%	0.00%	0.00%	0.00%	0.00%
<b>Any Wireless</b>	98.72%	1.05%	99.07%	0.77%	98.41%	1.26%	98.84%	0.94%	98.12%	1.41%	98.63%	1.06%	97.21%	1.80%	97.88%	1.40%
<i>Terrestrial Fixed</i>	48.18%	4.98%	49.33%	4.78%	46.12%	4.95%	47.32%	4.77%	43.58%	4.67%	44.83%	4.51%	36.79%	3.70%	38.17%	3.59%
<i>Unlicensed</i>	44.00%	4.89%	45.07%	4.69%	41.66%	4.82%	42.76%	4.64%	38.71%	4.49%	39.89%	4.33%	31.98%	3.22%	33.34%	3.14%
<i>Licensed</i>	17.46%	1.74%	17.76%	1.73%	16.81%	1.71%	17.14%	1.71%	16.49%	1.69%	16.82%	1.69%	12.68%	1.23%	12.83%	1.22%
<i>Terrestrial Mobile</i>	98.61%	1.11%	99.00%	0.81%	98.24%	1.35%	98.72%	1.01%	97.89%	1.50%	98.46%	1.13%	96.90%	1.90%	97.63%	1.48%
<b>Other</b>	0.00%	0.00%	0.00%	0.00%	0.00%	0.00%	0.00%	0.00%	0.00%	0.00%	0.00%	0.00%	0.00%	0.00%	0.00%	0.00%

Technology	BB Speed > 10 mbps DL				BB Speed > 25 mbps DL				BB Speed > 50 mbps DL				BB Speed > 100 mbps DL			
	HU	% Margin of Error (+/-)	Pop	% Margin of Error (+/-)	HU	% Margin of Error (+/-)	Pop	% Margin of Error (+/-)	HU	% Margin of Error (+/-)	Pop	% Margin of Error (+/-)	HU	% Margin of Error (+/-)	Pop	% Margin of Error (+/-)
	Any Technology	98.34%	0.96%	98.76%	0.76%	84.91%	0.23%	85.66%	0.21%	82.00%	0.13%	82.79%	0.12%	62.18%	0.17%	62.55%
Wireline	90.84%	0.00%	91.54%	0.00%	83.06%	0.00%	83.84%	0.00%	81.13%	0.00%	81.99%	0.00%	59.35%	0.00%	59.84%	0.00%
DSL	55.54%	0.00%	55.64%	0.00%	13.34%	0.00%	13.14%	0.00%	0.66%	0.00%	0.59%	0.00%	0.38%	0.00%	0.37%	0.00%
Asymmetric	53.17%	0.00%	53.26%	0.00%	10.62%	0.00%	10.67%	0.00%	0.63%	0.00%	0.56%	0.00%	0.35%	0.00%	0.34%	0.00%
Symmetric	9.61%	0.00%	9.25%	0.00%	3.52%	0.00%	3.21%	0.00%	0.39%	0.00%	0.37%	0.00%	0.38%	0.00%	0.37%	0.00%
Copper	13.59%	0.00%	14.12%	0.00%	1.73%	0.00%	1.66%	0.00%	0.94%	0.00%	0.92%	0.00%	0.80%	0.00%	0.79%	0.00%
Cable	86.26%	0.00%	87.20%	0.00%	81.06%	0.00%	81.92%	0.00%	79.83%	0.00%	80.74%	0.00%	56.25%	0.00%	56.91%	0.00%
DOCSIS 3.0	81.73%	0.00%	82.57%	0.00%	80.73%	0.00%	81.61%	0.00%	79.77%	0.00%	80.68%	0.00%	56.23%	0.00%	56.89%	0.00%
Cable Other	7.09%	0.00%	7.10%	0.00%	1.05%	0.00%	1.01%	0.00%	0.14%	0.00%	0.12%	0.00%	0.02%	0.00%	0.02%	0.00%
Fiber	23.74%	0.00%	24.02%	0.00%	22.72%	0.00%	23.02%	0.00%	22.10%	0.00%	22.44%	0.00%	10.49%	0.00%	10.08%	0.00%
BPL	0.00%	0.00%	0.00%	0.00%	0.00%	0.00%	0.00%	0.00%	0.00%	0.00%	0.00%	0.00%	0.00%	0.00%	0.00%	0.00%
Any Wireless	96.81%	1.92%	97.53%	1.50%	16.08%	1.63%	16.19%	1.59%	9.45%	1.12%	9.28%	1.08%	7.21%	0.67%	7.14%	0.66%
Terrestrial Fixed	23.21%	2.53%	23.67%	2.48%	12.88%	1.54%	13.15%	1.52%	6.30%	1.05%	6.29%	1.03%	4.08%	0.57%	4.17%	0.59%
Unlicensed	21.86%	2.32%	22.37%	2.28%	12.35%	1.46%	12.65%	1.45%	5.53%	0.86%	5.49%	0.83%	3.23%	0.39%	3.27%	0.39%
Licensed	5.48%	0.60%	5.53%	0.60%	3.69%	0.30%	3.72%	0.30%	3.25%	0.25%	3.29%	0.26%	3.09%	0.21%	3.15%	0.23%
Terrestrial Mobile	96.60%	1.99%	97.37%	1.56%	3.22%	0.10%	3.05%	0.08%	3.17%	0.08%	3.00%	0.05%	3.13%	0.10%	2.97%	0.07%
Other	0.00%	0.00%	0.00%	0.00%	0.00%	0.00%	0.00%	0.00%	0.00%	0.00%	0.00%	0.00%	0.00%	0.00%	0.00%	0.00%

Technology	BB Speed > 1 gb DL			
	HU	% Margin of Error (+/-)	Pop	% Margin of Error (+/-)
Any Technology	7.13%	0.01%	6.78%	0.01%
Wireline	7.03%	0.00%	6.71%	0.00%
DSL	0.28%	0.00%	0.26%	0.00%
Asymmetric	0.26%	0.00%	0.24%	0.00%
Symmetric	0.28%	0.00%	0.26%	0.00%
Copper	0.57%	0.00%	0.57%	0.00%
Cable	0.24%	0.00%	0.24%	0.00%
DOCSIS 3.0	0.24%	0.00%	0.24%	0.00%
Cable Other	0.00%	0.00%	0.00%	0.00%
Fiber	6.70%	0.00%	6.36%	0.00%
BPL	0.00%	0.00%	0.00%	0.00%
Any Wireless	0.12%	0.02%	0.09%	0.01%
Terrestrial Fixed	0.12%	0.02%	0.09%	0.01%
Unlicensed	0.12%	0.02%	0.09%	0.01%
Licensed	0.00%	0.00%	0.00%	0.00%
Terrestrial Mobile	0.00%	0.00%	0.00%	0.00%
Other	0.00%	0.00%	0.00%	0.00%

\* This report was updated on 9/4/2014 to reflect a minor error in the BB Speed > 1 gb DL table. The update reflects increases in technology categories for Any Technology, Wireline, Fiber, and each of the wireless technologies. None of the changes are greater than 0.23%.